

November 03, 2025

कार्तिक शुक्ल पक्ष, त्रयोदशी  
विक्रम सम्वत् २०८२

**National Stock Exchange of India Limited**  
“Exchange Plaza”  
Bandra – Kurla Complex,  
Bandra (E), Mumbai – 400 051  
**NSE Code: GHCLTEXTIL**

**BSE Limited**  
Corporate Relationship Department,  
1<sup>st</sup> Floor, New Trading Ring,  
Rotunda Building, P.J. Towers,  
Dalal Street, Fort, Mumbai – 400 001  
**BSE Code: 543918**

Dear Sir/Ma'am,

**Sub: Filing of Published copy of Newspaper advertisement released for un-audited financial results of the company for the quarter and half year ended on September 30, 2025**

In continuation to our earlier communication dated November 01, 2025 and pursuant to requirement of Listing Regulations read with other applicable provisions, if any, please find enclosed herewith copy of newspaper advertisement of un-audited financial results of the company for the quarter and half year ended on September 30, 2025, released in the Hindu - Business Line (English) dated November 03, 2025, the Economics Times (English)-Ahmedabad edition dated November 03, 2025 and the Financial Express (Gujarati) dated November 03, 2025.

Please note that copy of this intimation is also available on the website of BSE Limited ([www.bseindia.com/corporates](http://www.bseindia.com/corporates)), National Stock Exchange of India Limited ([www.nseindia.com/corporates](http://www.nseindia.com/corporates)) and website of the Company ([www.ghcltextiles.co.in](http://www.ghcltextiles.co.in)).

You are requested to kindly take note of the same.

Thanking you

Yours faithfully



**For GHCL Textiles Limited**

**Lalit Narayan Dwivedi**  
**Company Secretary and Compliance officer**  
**Membership No.: FCS10487**  
Encl: as above

QUICKLY.

**Saudi Arabia's flyadeal to start India flights in 2026**

**New Delhi:** Bullish on the fast-growing Indian aviation market, Saudi Arabia's no-frills carrier flyadeal will start flights to cities like Mumbai from the first quarter of 2026. The airline's CEO, Steven Greenway, told PTI that India is one of the "most hyper-competitive markets" in the world. "We expect to do the metropolises like Mumbai and Delhi, and also, our focus will be the secondary cities in India," Greenway said. He said flyadeal is looking to have a codeshare partnership with a domestic carrier in India. **AN**

**'Trump tariffs drag down India's exports to US'**

**New Delhi:** India's exports to the US slid across sectors for the fourth consecutive month, driving a 37.5 per cent decline during May-September 2025, according to trade think tank Global Trade Research Initiative (GTRI). Between May and September 2025, exports plunged by 37.5 per cent, from \$8.8 billion to \$5.5 billion, marking one of the sharpest short-term collapses in years, it said in a note on Sunday. **AN**

# 'Have roadmap to give a job per family in Bihar'

**TO BOUNCE BACK.** Rashtriya Janata Dal leader Tejashwi Yadav explains how he plans to provide for this scheme in a State which is in poor fiscal health

bl.interview

Poornima Joshi  
Patna

In a State where 58 per cent of the population is believed to be under 25, Tejashwi Yadav of the Rashtriya Janata Dal (RJD) believes the biggest issue is unemployment, and hopes to capture the prevailing mood by promising one job per family in the party's manifesto.

Yadav explains how he plans to provide for this scheme in a State that is in poor fiscal health. He also responded to the criticism of the RJD for ushering in 'jungle raj'.

*Edited excerpts:*

**In a State with a debt-to-GSDP ratio of a staggering 39.6 per cent, how do you propose to provide for one government job per family?**

When we announced the jobs-for-every-family scheme, we knew this question would come up. We've

done detailed financial modelling and identified multiple revenue streams to sustain it. I'm not here for short-term politics, or to make empty promises like (Prime Minister Narendra) Modi ji.

Credibility matters to me. Bihar's budget size is around ₹3.17 lakh crore (inclusive of loan repayment) and even a rational reallocation of 2-3 per cent, coupled with targeted revenue augmentation, creates fiscal space for a structured employment initiative. Our approach focuses on improving the quality and productivity of public expenditure. For instance, departments currently spend nearly ₹70,000 crore annually, with ₹800 crore going only towards maintenance, much of which is routed through contractors.

By rationalising these contracts and transitioning essential services such as sanitation and public works into regularised, performance-linked employment, we can both formalise jobs and reduce inefficiencies.

We are also examining new sources of non-tax revenue, better asset monetisation



Modi ji should be embarrassed about what he promised Bihar in the last elections; promises that he never fulfilled. Now, he has come here again, asking for votes on the same promises

**TEJASHWI YADAV**  
Opposition CM candidate in Bihar



social investment, it is an economic strategy to retain capital and attract private institutions and ancillary industries.

We have huge untapped potential in religious and heritage tourism. But to unlock all of this, stable law and order remains the foundation. Without it, no serious investment can take root.

**I'm glad you talk about law and order because the RJD has been identified with 'jungle raj'...**

There are sociological reasons for this kind of labelling. We have not been in power for over two decades... See what is happening in the State now. In Mokama, a constituency neighbouring Patna, a political worker was killed and the needle of suspicion is pointing towards the JD(U)'s candidate.

This is the real 'jungle raj'. During election time, when there are around 1,500 armed forces in the State and the administration is on high alert, how are such incidents allowed to happen?

This is happening because

criminals have the blessings of the State.

**You led quite a vigorous campaign even in 2020 with more or less the same number of allies. What makes you think you will win this time when you couldn't in the last election?**

There is a fatigue factor. People have seen all of them rule for 20 years — the Chief Minister, the Deputy CM. They are the same people who have been ministers in the Centre. I ask all of them, what have you done for Bihar? We are still the poorest State in the country; our children are still forced to migrate to study and to work. Twenty years is a long time, of which their allies have been in power at the Centre for over 10 years now. What have the Bihar ministers at the Centre achieved for the State? No one listens to them. They have no stature.

In the ruling alliance, only two people rule and that is Narendra Modi and Amit Shah. The ministers do not even have the courage to hold a press conference, let

alone intervene in policy matters. And what have they got to show?

We are talking about Bihar of today and Modi ji is talking about what happened three decades ago. Modi ji should be embarrassed about what he promised Bihar in the last elections; promises that he never fulfilled. Now he has come here again, asking for votes on the same promises.

Also, you must understand that even last time, between the ruling alliance and us, there was a difference of only 12,000 votes. We have not repeated the mistakes we made last time. We have focused a lot on women, on welfareism, on making everyday life easy for the people, besides jobs.

**Have you given too many seats to the Congress. What do they bring to the table?**

We have a belief that all secular parties should be united under one umbrella. The INDIA alliance in Bihar is what the Opposition should be like at the national level. This is how we fight the BJP, which has a divisive agenda.

SHAFALI SHINES



**POWER PLAY.** Shafali Verma (right) and Jemimah Rodrigues in action during the ICC Women's World Cup final against South Africa at the DY Patil Stadium in Navi Mumbai on Sunday. Riding on Verma's blistering 87, India posted a formidable 298 for seven, setting the stage for a high-voltage title clash **EMMANUAL YOGINI**

## India plans group e-visas for cruise passengers to ease port entry

Aneesh Phadnis  
Mumbai

India may offer group e-visas to cruise ship passengers from mid-2026 to smoothen the entry process at ports.

This is significant as India aims to double cruise passenger traffic to one million by 2029. Other measures include simplified customs procedures, new itineraries and standard operating procedures to attract cruise liners.

Addressing an industry session at the recent India Maritime Week, Joint Director (Bureau of Immigration) Anoop Krishna said the contours of group cruise passenger visa are being defined.

**SMOOTH SAILING**

The group visa will be rolled out after the Home Ministry's nod. Upon its introduction, the ship's agent would be able to apply for e-visa for all the passengers on a particular ship. Thus, visas can be granted at one go.

Krishna said a dedicated software had been introduced for processing entry of cruise passengers at terminals. This had reduced the time taken to complete the process. The requirement of e-landing permits for international travellers has been

done away with. The department is increasing the number of counters at cruise terminals and has procured an adequate number of portable kits to carry out immigration formalities onboard vessels before they dock.

"We are trying to reduce the compliance burden of cruise ship operators," said Shradha Joshi Sharma, Customs Commissioner.

Last September, the government rolled out Cruise Bharat Tourism. Indian Ports Association advisor Rajiv Jalota highlighted several steps like mapping of over hundred shore excursion circuits, preparation of draft SOP for cruise terminal services and destination task forces, among others.

A techno-commercial feasibility study is underway for 10 new ocean cruise terminals, he said.

Geopolitical issues like the Red Sea crisis have resulted in the cancellation of port calls. This season's first cruise ship (Celebrity Millennium) will dock in Kochi later this month. "There is a drastic reduction in foreign cruise ship calls compared to the pre-pandemic period," said a person involved in the cruise sector.

No international cruise line is home-porting its vessels in India this season.

## Air India gets clearance for China flight operations

Rohit Vaid  
New Delhi

Air India has received regulatory clearance to operate direct flights to China, industry sources told *businessline*.

According to sources, the airline has secured approval to launch services from Delhi to Shanghai.

The carrier is also expected to receive a second set of clearances to operate direct flights between Mumbai and Shanghai.

"Flights are expected to begin in December," said one of the sources. "Only after

receiving the second set of approvals will a decision be made on which hub — Delhi or Mumbai — the flights to Shanghai will be operated from."

**DIRECT FLIGHTS?**

Interestingly, five years ago, the airline operated direct services from Mumbai to Shanghai.

However, sources pointed to a strong possibility of Air India operating flights from Mumbai to Delhi and then onwards to Shanghai.

Last week, flight services between India and China resumed after five years. IndiGo became the first

Indian carrier to reinstate non-stop flights between India and mainland China. The airline started daily non-stop flights between Kolkata and Guangzhou.

Further, IndiGo will launch flights between Delhi and Guangzhou from November 10.

*businessline* was the first to report that India's domestic airlines are set to commence operations to China in the upcoming winter schedule, with Shanghai and Guangzhou topping their list of destinations.

Before the Covid-19 pandemic, airlines from both countries operated direct

flights to several destinations, including Shanghai, Guangzhou, New Delhi, Mumbai and Kolkata.

These services were suspended in early 2020 and never resumed, even as flights to Hong Kong resumed.

A few months later, in mid-2020, the situation was further complicated by the military clashes in the Galwan Valley of Ladakh, leading to a prolonged freeze in direct operations.

Industry insiders said that the resumption of flight services will provide a major boost to bilateral trade, tourism and business travel.

## Taste of Dharashiv: A blend of reels & recipes

'Dharashiv model' is a mix of local cuisine, storytelling and self-managed social media

Radheshyam Jadhav  
Pune

Once synonymous with despair, Dharashiv — the Marathwada district long haunted by drought and farmer suicides — is now sizzling on social media for an unexpected reason: its reel-star hoteliers. These rural entrepreneurs have turned traditional Marathwada cuisine into viral content and themselves into local celebrities.

Armed with smartphones instead of degrees, this new generation — mostly sons of farmers — is rewriting Dharashiv's story. Their Instagram feeds overflow with earthy humour, spicy local fare and raw authenticity that has drawn food lovers from across Maharashtra.

Every day, long queues snake outside their eateries as fans wait not just to taste mutton rassa and jowar bhakri, but to click selfies with the influencers who made them famous.

**VIRAL CHEF**

Take 25-year-old Laxman Bhosale, owner of Hotel



**ADDING FLAVOURS.** Laxman Bhosale, 25, is a former pan shop owner, who lost his business during the pandemic

Tiranga. A former pan shop owner who lost his business during the pandemic, Bhosale turned his fortunes around with a single question: "Why not give outsiders a taste of our local Dhawara mutton cuisine?"

He started small — a tinshed restaurant — but made a big digital bet. Every day since, he's posted 15 reels showcasing his kitchen, recipes and customers. "While others dance or mimic, I show my food," he says. The strategy worked:

some of his posts have reached over 200 million viewers. Today, he runs seven branches across Maharashtra, employs dozens of locals, and even travels with bodyguards to manage the growing fan mobs.

**FAME & FORTUNER**

Another local sensation, Nagesh Madke, rose to fame through his reels for Hotel Bhagyashree. He proudly says he never went to school, yet became a social media phenomenon.

His tagline, "Hotel Bhagyashree — quality and quantity," is now a brand in itself. To celebrate his success, Madke bought his wife a Fortuner, a symbol of how social media turned his humble eatery into a thriving business. Quality and quantity aren't enough, he says. Marketing is everything.

Then there's Ravindra Kale of Hotel Jalpari, who has turned marketing into community theatre. His reels feature cooks, waiters, and customers — everyone plays a part. Kale says that his customers are his brand ambassadors.

**DHARASHIV MODEL**

What unites these hoteliers is their self-taught mastery of social media. They shoot, edit and promote their content themselves, refusing to rely on third parties. No one else will market our dreams with the same passion, says Laxman.

Their formula — local cuisine, authentic storytelling and self-managed social media — has become what locals call the 'Dharashiv model'.

# GHCL Textiles Limited

Registered Office : GHCL House, Opp. Punjabi Hall, Near Navrangpura Bus Stand, Navrangpura, Ahmedabad - 380 009, Gujarat. Phone : 079-26427519, Email : info@ghcltextiles.co.in, secretarial@ghcltextiles.co.in Website : www.ghcltextiles.co.in, (CIN : L18101GJ2020PLC114004)

<b>EXTRACT OF UNAUDITED FINANCIAL RESULTS FOR THE QUARTER AND SIX MONTH ENDED SEPTEMBER 30, 2025</b>				
(₹ in crores)				
S. No.	Particulars	Quarter Ended	Quarter Ended	Six Month Ended
		30.09.2025	30.09.2024	30.09.2025
		Unaudited	Unaudited	Unaudited
1	Total Income	339.29	306.65	609.36
2	Net Profit before tax	21.72	15.92	39.83
3	Net Profit after tax	16.01	20.60	29.53
4	Other Comprehensive Income	0.12	0.36	0.22
5	Total Comprehensive Income (after tax)	16.13	20.96	29.75
6	Paid Up Equity Share Capital (face value of ₹2/- each)	19.12	19.12	19.12
7	Other Equity as per the audited balance sheet			
8	Earnings per share (face value of ₹2/- each)	(Not Annualised)		
Basic and Diluted		1.68	2.15	3.09

**Note :** The above is an extract of the detailed format of Quarterly / Half Yearly / Annual financial results filed with the stock exchange under regulation 33 of the SEBI (listing obligations and disclosure Requirements) Regulations, 2015. The full format of the Quarterly / Half Yearly / Annual financial results are available on the website of BSE Limited (URL: www.bseindia.com/corporates), the National Stock Exchange of India Limited (URL: www.nseindia.com/corporates) and on the company's website (URL: https://ghcltextiles.co.in/investors/financial-reports/).  
Result Link: https://ghcltextiles.co.in/wp-content/uploads/2025/11/GHCL-Textiles-Result-Sept-25.pdf

Noida  
November 01, 2025

A Dalmia Brothers Enterprise

For and on behalf of Board of Directors of GHCL Textiles Limited  
Anurag Dalmia  
Chairman

# Public vs Private

From Page 1

"The fact (is) that many Indians from across the world are now looking to re-engage with the Indian market — it is the sheer demand that 1.4 billion people create," said the commerce minister.

The government's keen interest in this ecosystem was also evident when Goyal, while presenting the Social Enterprise award to Chakr Innovation, mentioned that his office had recently hosted a team from the company to showcase its air pollution control technology.

Conversations at the event also revolved around how founders are adapting to the transition from scrutiny by a few venture investors to that of millions of shareholders and what an IPO truly means for a startup.

"IPO is an important milestone, but it is a pit stop in a longer journey," said Bansal of Lenskart, which won the Startup of the Year award in 2024. Urban Company cofounder Abhiraj Singh Bhal offered his own take on the public versus private valuation debate. "What better way to do value discovery than millions of people, not voting with their opinions, but voting with their money," he said.

At a panel discussion on 'Decade of disruption: What will define the next gen of Indian startups?' speakers said that as listed startups operate at scale, there would always be disruptors keeping incumbents on edge. "There will always be a new kid on the block who is aggressive and wants to disrupt you, so, as entrepreneurs, we have to constantly keep going," said Bhal.

Indian founders, meanwhile, take comfort from the vastness of the market. "The opportunity is really big. If I speak of fashion, it's a \$120 billion market," said Nandita Sinha, CEO of Myntira. "Coupled with that, we have 400 million Gen Z consumers who are truly defining what fashion is going to be. They are disrupting us."

Aravind Sanka, cofounder of Rapido, which challenged the Uber-led monopoly in ride hailing and is now eyeing the food delivery segment, also spoke about new opportunities. "We don't see it as a duopoly or aim to disrupt. We just see a large market opportunity and believe we are better positioned to serve it," he said.

## TOP LIST

Urban Company took home the coveted

Startup of the Year award, joining past winners such as Lenskart, Zeroha, Swiggy and Freshworks for building a category creating business while achieving significant customer delight.

Ashish Agrawal, MD, Peak XV Partners, won the Midas Touch award for his early bet on wealthtech startup Groww, expected to list at a \$7 billion valuation.

Mumbai-based Qure.ai won the Top Innovator award for leveraging AI to improve healthcare diagnostics in India and other countries. Mify Technologies bagged the Bootstrap Champ award for scaling to Rs 913 crore in revenue in under a decade without external funding. Capillary Technologies was named Comeback Kid for turning around its fortunes after Covid wiped out 80% of its revenue. The company rebounded by focusing on global markets.

Woman Ahead winner Prukalpa Sankar was recognised for her second venture, Allian, which helps enterprises adopt AI in their workflows. At a time when Delhi-NCR is battling severe air pollution, Chakr Innovation received the Social Enterprise award for its technology to cut emissions from diesel generators.

Nawgati was the Best on Campus award for digitising fuel retail operations and reducing wait times at petrol pumps.

Upgrade chairman Ramesh Screwvala highlighted the importance of such recognition for founders, for whom building ventures is an otherwise lonely affair.

"If there is one thing that an entrepreneur needs in the lonely world of scepticism is periodic validation and the ET Startup Awards into its 11th year does that very well," he said. "This is also a year to celebrate the scale that startups have achieved more than large corporates, and this is just

the beginning."

Growthstory founder and serial entrepreneur Krishnan Ganesh said, "Normally, we talk about big tech, large funding, unicorns, and valuations, but grassroots entrepreneurship often gets ignored. Having categories like campus startups, bootstrap, comeback, women entrepreneur, and social enterprise is extremely praiseworthy."

Kalyan Krishnamurthy, chief executive of Flipkart Group, said platforms such as The Economic Times Startup Awards bring together entrepreneurs, investors and policymakers to celebrate and strengthen the vibrant ecosystem.

"Recognising new ideas and talent while fostering dialogue is critical to building solutions that reinforce India's position as a hub for inclusive growth and global innovation," he said.

Meanwhile, the IPO buzz was infectious among attendees. "Today, there are dozens of companies that have listed in India, and their strong debuts reflect the tremendous appetite both retail and institutional investors have for these IPOs," said Rohit Bansal, cofounder of Snapdeal and Titan Capital.

The Economic Times Startup Awards are presented by IDFC First Bank, with workspace partner Indiube, knowledge partner Tracxn, and hospitality partner The Leela Palace, Bengaluru.

# Operational Expertise

From Page 1

The New York-based investment firm is not seeking a waiver of all dues, but a restructuring of the liabilities that will give some breathing space to the company, and has submitted a detailed proposal to the government, the people said.

"The proposal from TGH would be in conjunction with the dues being resolved. The restructuring package sought by the firm would be conditioned on its investment and its investment would be conditioned on the waiver package," said the person quoted earlier.

In case the government provides a relief package to Vi, a deal may be finalised in the coming months.

"From the government's perspective, it's not about just providing a waiver, but how can a waiver be given in conjunc-

tion with bringing investment and operational expertise," said another person involved in the discussions.

The people spoke on the condition of anonymity as the talks are private. Queries sent to TGH, Aditya Birla Group and Vodafone Group remained unanswered at the time of going to press Sunday.

TGH invests in the high growth sectors of digital and energy transition infrastructure. It has expertise and fundamentals to run a telecom operator as its chairman and chief executive Sanjiv Ahuja was credited for the turnaround of French telecom giant Orange during 2003-2007. TGH has investments in telecom infra including fibre and tower assets across countries.

TGH had previously held discussions for about 18 months over an investment in Vi. It backed out when Vi decided to raise

funds by selling shares to institutional investors last year as the telecom operator felt it was not a good deal. Talks have picked up again in recent months, said the people. Vi had raised Rs 24,000 crore via a mix of VI and preferential issues of shares last year, but the funding failed to steer the company out of the woods. It has also been unable to raise the planned Rs 25,000 crore debt.

ET reported in September about the government's plan to bring in a strategic investor who can put in capital and run the telecom company.

An investment by TGH would give promoters the option to dilute their stake and exit. The government's stake would also be diluted at the time of investment, and then it would have the opportunity to convert more financial arrears into equity, maintaining a stake of more than 49%. Currently, the government owns a 48.99% stake in Vi, having converted some of its past dues into equity. The Aditya Birla Group and Vodafone hold 9.50% and 16.07%, respectively.



**Oil and Natural Gas Corporation Limited (ONGC)**

**Empowering Partnerships for a Stronger Tomorrow**

As part of its procurement transformation endeavour, ONGC is in the process of enlisting/empanelning its entire supply chain resources. Accordingly, interested vendors are advised to immediately enlist/empanel themselves on the ONGC Online Vendor Registration Portal <https://vendor.ongc.co.in> under relevant categories, subject to meeting the eligibility criteria for those categories.


This is a one-time process, and enlistment/empanelment will remain valid subject to timely updation/ submission of requisite documents as and when they become due.

There is no registration fee for enlistment/empanelment. Further, all enlisted/empanelled vendors will be exempted from submission of EMD in subsequent tenders for the categories under which their enlistment/empanelment application has been approved.

Going forward, only enlisted/empanelled vendors shall be eligible to participate in ONGC tenders.

**Terms and conditions apply.**  
For details visit <https://vendor.ongc.co.in>

Act today and become a valued partner in ONGC's mission to power India's energy future.



**J.K. Cement Ltd.**

CIN No. : L1722UP1994PLC017199

Registered Office: Kamla Tower, Kanpur-208 001 (U.P.)

Ph. : +91 512 237478 to 81 | Fax : +91 512 239985/2332665

website: [www.jkcement.com](http://www.jkcement.com) | e-mail: [comp.scc@jkcement.com](mailto:comp.scc@jkcement.com)

**EXTRACT OF CONSOLIDATED AND STANDALONE UNAUDITED FINANCIAL RESULTS FOR THE QUARTER & HALF YEAR ENDED 30TH SEPTEMBER, 2025**

(₹ in Crores)

Sl. No.	Particulars	CONSOLIDATED			
		Three Months Ended 30.09.2025 (Unaudited)	Three Months Ended 30.09.2024 (Unaudited)	Half Year Ended 30.09.2025 (Unaudited)	Year Ended 31.03.2025 (Audited)
1.	Total Income from Operations	3,070.08	2,597.90	6,479.05	12,052.10
2.	Net Profit before Interest, Depreciation, Exceptional Items and Tax	450.52	285.12	1,149.08	2,043.85
3.	Net Profit for the Period before share (Loss) in associates and tax (before Exceptional and Extraordinary items)	242.72	52.65	731.86	1,139.45
4.	Net Profit for the period before Tax (after Exceptional and/or Extraordinary items)	242.88	155.00	732.03	1,242.39
5.	Net Profit for the period after Tax (after Exceptional and/or Extraordinary items)	159.25	136.15	483.50	872.17
6.	Total Comprehensive Income for the period (Comprising Profit/(Loss) for the period (after tax) and Other Comprehensive Income (after tax))	185.79	138.35	508.01	887.53
7.	Paid-up Equity Share Capital (Face Value of ₹10/- Per Share)	77.27	77.27	77.27	77.27
8.	Reserves (excluding Revaluation Reserve)	5,704.41	4,656.67	5,704.41	5,221.16
9.	Security Premium Account	756.80	756.80	756.80	756.80
10.	Net Worth	6,538.48	5,490.74	6,538.48	6,055.23
11.	Paid up Debt Capital/Outstanding Debt	5,139.43	4,530.26	5,139.43	4,961.33
12.	Outstanding Redeemable Preference Shares	NA	NA	NA	NA
13.	Debt Equity Ratio	0.98	1.02	0.98	0.97
14.	Basic and Diluted Earnings Per Share (of ₹10/- each) (Not Annualized except Period / Year ended)	20.78	16.28	62.76	111.44
15.	Capital Redemption Reserve	NA	NA	NA	NA
16.	Debenture Redemption Reserve	-	7.50	-	3.75
17.	Debt Service Coverage Ratio	1.82	1.91	2.11	1.91
18.	Interest Service Coverage Ratio	4.77	2.65	5.87	4.86

Notes:

- The above is an extract of the detailed format of unaudited quarterly Financial Results filed with the Stock Exchange under Regulation 52 of the Listing Regulations. The full format of the quarter and half year ended consolidated and standalone financial results are available on the Stock Exchange websites: [www.nseindia.com](http://www.nseindia.com), [www.bseindia.com](http://www.bseindia.com) and on the Company's website [www.jkcement.com](http://www.jkcement.com).
- Key Standalone Financial Information:

Sl. No.	Particulars	STANDALONE			
		Three Months Ended 30.09.2025 (Unaudited)	Three Months Ended 30.09.2024 (Unaudited)	Half Year Ended 30.09.2025 (Unaudited)	Year Ended 31.03.2025 (Audited)
1.	Total Income from Operations	2,907.77	2,447.33	6,153.55	11,357.23
2.	Net Profit before Interest, Depreciation, Exceptional Items and Tax	442.09	272.64	1,126.13	1,987.30
3.	Net Profit for the Period before share (Loss) in associates and tax (before Exceptional and Extraordinary Items)	260.61	59.96	758.48	1,170.62
4.	Net Profit for the Period before Tax (after Exceptional and/or Extraordinary items)	260.61	59.96	758.48	1,225.00
5.	Net Profit for the Period after Tax (after Exceptional and/or Extraordinary items)	175.78	40.47	508.26	851.27
6.	Total Comprehensive Income for the period (Comprising Profit/(Loss) for the period (after tax) and Other Comprehensive Income (after tax))	174.96	40.21	506.59	847.91
7.	Paid-up Equity Share Capital (Face Value of ₹10/- Per Share)	77.27	77.27	77.27	77.27
8.	Reserves (excluding Revaluation Reserve)	5,600.33	4,601.32	5,600.33	5,209.64
9.	Security Premium Account	756.80	756.80	756.80	756.80
10.	Net Worth	6,434.40	5,435.39	6,434.40	6,043.71
11.	Paid up Debt Capital/Outstanding Debt	5,139.43	4,530.26	5,139.43	4,961.33
12.	Outstanding Redeemable Preference Shares	NA	NA	NA	NA
13.	Debt Equity Ratio	0.98	1.02	0.98	0.97
14.	Basic and Diluted Earnings Per Share (of ₹10/- each) (Not Annualized except Period / Year ended)	22.75	5.24	65.78	110.17
15.	Capital Redemption Reserve	NA	NA	NA	NA
16.	Debenture Redemption Reserve	-	7.50	-	3.75
17.	Debt Service Coverage Ratio	1.79	1.85	2.08	1.86
18.	Interest Service Coverage Ratio	4.78	2.59	5.88	4.80

3. These financial results have been prepared in accordance with Indian Accounting Standards (Ind-AS) as prescribed under section 133 of Companies Act 2013 read with Rule 3 of the Companies (Indian Accounting Standards) Rules 2015 and relevant amendment thereafter. The said financial results of the Parent Company and its subsidiaries together referred as the "Group" have been prepared in accordance with Ind AS 110 - Consolidated financial statements.

For and on behalf of the Board of Directors

Place : Gurugram  
Date : 01 November, 2025



Scan the QR Code to download the full financial results.

**Dr. Raghavpat Singhania**  
Managing Director  
DIN: 02426556



**JK Cement**  
White Cement Board Paty



**JK Super**  
White Cement Board Paty



**JK Maxx**  
White Cement Board Paty



**JK Maxx**  
White Cement Board Paty



**JK Maxx**  
White Cement Board Paty



**JK Maxx**  
White Cement Board Paty




**JK Maxx**  
White Cement Board Paty



**JK Maxx**  
White Cement Board Paty

For Kind Attention of Shareholders: As a part of Green Initiative of the Government, all the Shareholders are requested to get their email addresses registered with the Company for receiving Annual Report, etc. on email.



**GHCL Textiles Limited**

Registered Office : GHCL House, Opp. Punjabi Hall, Near Navrangpura Bus Stand, Navrangpura, Ahmedabad - 380 009, Gujarat. Phone : 079-26427519,  
Email : [info@ghcltextiles.co.in](mailto:info@ghcltextiles.co.in), [secretariat@ghcltextiles.co.in](mailto:secretariat@ghcltextiles.co.in)  
Website : [www.ghcltextiles.co.in](http://www.ghcltextiles.co.in), (CIN : L18101GJ2020PLC114004)

**EXTRACT OF UNAUDITED FINANCIAL RESULTS FOR THE QUARTER AND SIX MONTH ENDED SEPTEMBER 30, 2025**


(₹ in crores)

S. No.	Particulars	Quarter Ended 30.09.2025	Quarter Ended 30.09.2024	Six Month Ended 30.09.2025
		Unaudited	Unaudited	Unaudited
1	Total Income	339.29	306.65	609.36
2	Net Profit before tax	21.72	15.92	39.83
3	Net Profit after tax	16.01	20.60	29.53
4	Other Comprehensive Income	0.12	0.36	0.22
5	Total Comprehensive Income (after tax)	16.13	20.96	29.75
6	Paid Up Equity Share Capital (face value of ₹2/- each)	19.12	19.12	19.12
7	Other Equity as per the audited balance sheet			
8	Earnings per share (face value of ₹2/- each)	(Not Annualised)		
	Basic and Diluted	1.68	2.15	3.09

**Note :** The above is an extract of the detailed format of Quarterly / Half Yearly / Annual financial results filed with the stock exchange under regulation 33 of the SEBI (listing obligations and disclosure Requirements) Regulations, 2015. The full format of the Quarterly / Half Yearly / Annual financial results are available on the website of BSE Limited (URL: [www.bseindia.com/corporates](http://www.bseindia.com/corporates)), the National Stock Exchange of India Limited (URL: [www.nseindia.com/corporates](http://www.nseindia.com/corporates)) and on the company's website (URL: <https://ghcltextiles.co.in/investors/financial-reports/>).

Result Link: <https://ghcltextiles.co.in/wp-content/uploads/2025/11/GHCL-Textiles-Result-Sept-25.pdf>

Noida  
November 01, 2025



**Dalmia Brothers Enterprise**

For and on behalf of Board of Directors of GHCL Textiles Limited

Anurag Dalmia  
Chairman

**Netweb TECHNOLOGIES**  
**NETWEB TECHNOLOGIES INDIA LIMITED**  
 Registered Office: Plot No. H-1, Block-H, Pocket No. 9, Faridabad Industrial Town, Sector-57, Faridabad, Haryana 121004  
 Tel. No. : +91-129-2310400 Website : www.netwebindia.com  
 CIN: L72100HR1999PLC103911

**UNAUDITED FINANCIAL RESULTS FOR THE QUARTER AND HALF YEAR ENDED SEPTEMBER 30, 2025**

The Unaudited Standalone financial results for the quarter and half year ended September 30, 2025 ("Financial Results") have been reviewed by the Audit Committee and approved by the Board of Directors of the Company at their respective meetings held on Saturday, November 01, 2025. The Financial Results along with the Limited Review Report have been posted on the Company's webpage at [https://www.netwebindia.com/investors/board-meeting/2025-26/Q2/Netweb\\_Q2\\_Results.pdf](https://www.netwebindia.com/investors/board-meeting/2025-26/Q2/Netweb_Q2_Results.pdf) and on the websites of the Stock Exchanges i.e. [www.bseindia.com](http://www.bseindia.com) and [www.nseindia.com](http://www.nseindia.com) and can be accessed by scanning the QR Code provided below:



For Netweb Technologies India Limited  
 Sd/-  
**Sanjay Lodha**  
 Managing Director  
 (DIN: 00461913)

Place: Faridabad  
 Date: 02-11-2025

**Indraprastha Apollo HOSPITALS TOUCHING LIVES**  
**INDRAPRASTHA MEDICAL CORPORATION LIMITED**  
 Registered office : Sarita Vihar, Delhi Mathura Road, New Delhi - 110076  
 Corporate Identity Number : L24232DL1988PLC030958  
 Phone: 91-11-26925858, 26925801, Fax: 91-11-26823629  
 E-mail: [imclshares@apollohospitals.com](mailto:imclshares@apollohospitals.com), Website: <https://www.apollohospitals.com/delhi>

**Extract of Statement of Unaudited Financial Results for the Quarter and Half-year ended 30<sup>th</sup> September, 2025**

S. No.	Particulars	Quarter ended			Period ended		
		30.09.2025 (Unaudited)	30.06.2025 (Unaudited)	30.09.2024 (Unaudited)	30.09.2025 (Unaudited)	30.09.2024 (Unaudited)	31.03.2025 (Audited)
1	Total income from operations (Net)	388.40	371.96	355.87	760.36	708.85	1379.01
2	Net Profit / (Loss) for the period (before Tax, Exceptional and/or Extraordinary Items)	66.31	68.31	56.93	134.62	116.52	216.32
3	Net Profit / (Loss) for the period before tax (after Exceptional and/or Extraordinary Items)	66.31	68.31	56.93	134.62	116.52	216.32
4	Net Profit / (Loss) for the period after tax (after Exceptional and/or Extraordinary Items)	49.46	51.46	42.40	100.92	87.17	160.99
5	Total Comprehensive Income for the period (Comprising Profit / (Loss) for the period (after tax) and Other Comprehensive Income (after Tax))	46.99	55.94	41.20	102.93	87.95	160.17
6	Paid-up Equity share capital (Face value Rs. 10/- each)	91.67	91.67	91.67	91.67	91.67	91.67
7	Reserves (excluding Revaluation Reserves) as shown in the audited balance sheet of previous year						505.01
8	Earnings per share (of Rs. 10/- each) (for continuing and discontinued operations) - Basic & Diluted	5.40	5.61	4.63	11.01	9.51	17.56

The above is an extract of the detailed format of unaudited financial results for the quarter and half-year ended 30<sup>th</sup> September, 2025, filed with the Stock Exchanges under Regulation 33 of the SEBI (Listing Obligations and Disclosure Requirements) Regulations, 2015. The full format of the unaudited financial results for the quarter and half-year ended 30<sup>th</sup> September, 2025, are available on the Stock Exchange websites ([www.bseindia.com](http://www.bseindia.com) and [www.nseindia.com](http://www.nseindia.com)) and on the company's website.

Place : New Delhi  
 Date : 1<sup>st</sup> November, 2025

Shivakumar Pattabhiraman  
 (Managing Director)  
 DIN: 08570283



**Extracts of Statement of Consolidated Financial Results for the quarter and half-year ended 30 September, 2025**

Particulars	Quarter ended 30 September, 2025		Quarter ended 30 September, 2024		Half-year ended 30 September, 2025		Half-year ended 30 September, 2024		Year ended 31 March, 2025
	(Unaudited)	(Unaudited)	(Unaudited)	(Unaudited)	(Unaudited)	(Unaudited)	(Unaudited)	(Unaudited)	(Audited)
Not annualised									
1. Revenue from continuing operations	3,877	3,719	3,999	7,596	7,788	14,887			
2. Profit from continuing operations before exceptional items, share of profit of joint ventures and associate and tax	246	318	304	564	519	492			
3. Profit from continuing operations after exceptional items, before share of profit of joint ventures and associate and tax	181	318	304	499	519	367			
4. Profit from continuing operations before tax	236	360	348	596	617	521			
5. Profit from continuing operations after tax	154	316	267	470	442	354			
6. Profit from discontinued operations after tax	-	-	-	-	15	33			
7. Profit for the period (5 + 6)	154	316	267	470	457	387			
8. Total comprehensive income for the period	147	1,037	626	1,184	448	(114)			
9. Paid-up equity share capital (Face value: ₹ 10 per share)	255	255	255	255	255	255			
10. Other equity and Non-controlling interests						22,246			
11. Securities premium account	1,259	1,259	1,259	1,259	1,259	1,259			
12. Net worth	23,331	23,215	23,111	23,331	23,111	22,501			
13. Outstanding debt	7,495	7,126	6,479	7,495	6,479	7,072			
14. Earnings per share									
- Basic and Diluted (for continuing operations) in ₹	3.02	9.89	7.61	12.91	12.91	7.93			
- Basic and Diluted (for discontinued operations) in ₹	-	-	-	-	0.59	1.30			
- Basic and Diluted (for continuing and discontinued operations) in ₹	3.02	9.89	7.61	12.91	13.50	9.23			
15. Debt equity ratio (no. of times)	0.32	0.31	0.31	0.32	0.28	0.31			
16. Debt service coverage ratio (no. of times)	2.18	3.88	3.26	2.86	3.30	2.71			
17. Interest service coverage ratio (no. of times)	3.73	4.41	4.26	4.08	4.29	3.47			

**Extracts of Statement of Standalone Audited Financial Results for the quarter and half-year ended 30 September, 2025**

Particulars	Quarter ended 30 September, 2025		Quarter ended 30 September, 2024		Half-year ended 30 September, 2025		Half-year ended 30 September, 2024		Year ended 31 March, 2025
	(Unaudited)	(Unaudited)	(Unaudited)	(Unaudited)	(Unaudited)	(Unaudited)	(Unaudited)	(Unaudited)	(Audited)
Not annualised									
1. Revenue from continuing operations	1,204	1,169	1,009	2,373	2,056	4,441			
2. Profit from continuing operations before tax	212	332	117	544	439	624			
3. Profit from continuing operations after tax	178	307	99	485	355	524			
4. Profit from discontinued operations after tax	-	-	-	-	15	33			
5. Profit for the period (3 + 4)	178	307	99	485	370	557			
6. Total comprehensive income for the period	(144)	1,060	520	916	400	(149)			
7. Paid-up equity share capital (Face value: ₹ 10 per share)	255	255	255	255	255	255			
8. Other equity						17,939			
9. Securities premium account	1,258	1,258	1,258	1,258	1,258	1,258			
10. Net worth	18,830	18,974	18,743	18,830	18,743	18,194			
11. Outstanding debt	2,010	1,979	2,294	2,010	2,294	2,261			
12. Earnings per share									
- Basic and Diluted (for continuing operations) in ₹	6.99	12.05	3.89	19.04	13.93	20.57			
- Basic and Diluted (for discontinued operations) in ₹	-	-	-	-	0.59	1.30			
- Basic and Diluted (for continuing and discontinued operations) in ₹	6.99	12.05	3.89	19.04	14.52	21.87			
13. Debt equity ratio (no. of times)	0.11	0.10	0.12	0.11	0.12	0.12			
14. Debt service coverage ratio (no. of times)	1.69	19.29	6.98	3.27	12.94	13.86			
15. Interest service coverage ratio (no. of times)	5.22	5.40	4.50	5.31	8.42	5.68			

Notes:  
 1. The above results were reviewed by the Audit Committee and approved by the Board of Directors at their meeting held on 1 November, 2025.  
 2. The above is an extract of the detailed format of the Unaudited Consolidated and Audited Standalone financial results for the quarter and half-year ended 30 September, 2025 filed with the Stock Exchanges under Regulation 33 and Regulation 52 of the SEBI (Listing Obligations and Disclosure Requirements) Regulations, 2015. The full format of the Unaudited Consolidated and Audited Standalone financial results for the quarter and half-year ended 30 September, 2025 is available on the Stock Exchange websites ([www.nseindia.com](http://www.nseindia.com) and [www.bseindia.com](http://www.bseindia.com)) and on the Company's website ([www.tatachemicals.com](http://www.tatachemicals.com)). The same can be accessed by scanning the QR code provided below.



For and on behalf of the Board of  
**TATA CHEMICALS LIMITED**  
 R. Mukundan  
 Managing Director and CEO

Place : Mumbai  
 Date : 1 November, 2025

**TATA CHEMICALS LIMITED**

Regd. Office : Bombay House, 24 Homi Mody Street, Fort, Mumbai - 400 001.  
 Tel: +91 22 66658282 Website: [www.tatachemicals.com](http://www.tatachemicals.com)  
 CIN: L24239MH1939PLC002893 Email: [investors@tatachemicals.com](mailto:investors@tatachemicals.com)

**zensar**

An **RPG** Company

**Zensar Technologies Limited**

CIN No. L72200PN1963PLC012621

Registered Office: Zensar Knowledge Park, Plot No. 4, MIDC, Kharadi, Off Nagar Road, Pune - 411014, Maharashtra, India  
 Tel. No. : +91 20 6605 7500 E-mail: [investor@zensar.com](mailto:investor@zensar.com) | Website: [www.zensar.com](http://www.zensar.com)

**Zensar reports 8.7% YoY Revenue growth for Q2FY26.**

Particulars	Statement of Consolidated Unaudited Financial Results for the Quarter and Half Year ended September 30, 2025					
	₹ in Million except earnings per share					
	Quarter Ended		Half Year Ended		Year Ended	
	September 30, 2025	June 30, 2025	September 30, 2024	September 30, 2025	September 30, 2024	March 31, 2025
Total income	14,704	14,417	13,491	29,121	26,796	54,408
Net profit before tax	2,402	2,406	2,079	4,808	4,176	8,577
Net profit after tax	1,822	1,820	1,557	3,642	3,136	6,498
Total comprehensive income	2,156	2,066	1,393	4,222	2,938	6,801
Equity share capital	455	454	454	455	454	454
Other equity (excluding revaluation reserve)						40,243
Earnings per share (Face value ₹ 2 each) (not annualised):						
a) Basic	8.02	8.01	6.88	16.03	13.84	28.65
b) Diluted	7.93	7.92	6.82	15.86	13.73	28.43

Notes:  
 1. These unaudited results have been prepared in accordance with the recognition and measurement principles laid down in the Indian Accounting Standard 34 "Interim Financial Reporting" ("Ind AS 34"), prescribed under Section 133 of the Companies Act, 2013 read with relevant rules issued there under as amended from time to time. The above financial results were reviewed and recommended by the Audit Committee and taken on record by the Board of Directors at their meeting held on October 31, 2025.

Particulars	Quarter Ended			Half Year Ended			Year Ended
	September 30, 2025	June 30, 2025	September 30, 2024	September 30, 2025	September 30, 2024	March 31, 2025	March 31, 2025
Revenue from operations	6,734	6,222	5,562	12,956	10,858	22,261	
Profit before tax	1,950	2,128	1,517	4,078	3,648	7,345	
Net profit for the period	1,528	1,718	1,162	3,246	2,949	5,948	

3. The above is an extract of the detailed format of Quarterly Financial Results filed with the Stock Exchanges under Regulation 33 of the SEBI (Listing Obligations and Disclosure Requirements) Regulations, 2015. The full format of the standalone and consolidated quarterly financial results are available on stock exchange websites ([www.nseindia.com](http://www.nseindia.com) and [www.bseindia.com](http://www.bseindia.com)) and on Company's website ([www.zensar.com](http://www.zensar.com)).



Scan this QR code to download Unaudited Financial Results for the Quarter and Half Year ended September 30, 2025

For and on behalf of the Board

Mumbai  
 Date: October 31, 2025

Manish Tandon  
 CEO and Managing Director  
 DIN : 07559939



**GHCL TEXTILES**

**જીએચસીએલ ટેક્સટાઇલ્સ લિમિટેડ**

રજીસ્ટર્ડ ઓફીસ : જીએચસીએલ હાઉસ, પંજાબી હોલ સામે, નવરંગપુરા બસ સ્ટેન્ડ પાસે, નવરંગપુરા, અમદાવાદ-૩૮૦૦૦૬. ગુજરાત.

Phone : 079-26427519, Email : [info@ghcltextiles.co.in](mailto:info@ghcltextiles.co.in), [secretarial@ghcltextiles.co.in](mailto:secretarial@ghcltextiles.co.in)  
 Website : [www.ghcltextiles.co.in](http://www.ghcltextiles.co.in), (CIN : L18101GJ2020PLC114004)

**૩૦મી સપ્ટેમ્બર, ૨૦૨૫ ના રોજ પુરા થયેલા ત્રિમાસિક અને છ માસિક ગાણના ઓડીટ નહીં થયેલા અનુમાનિત નાણાકીય પરિણામો (₹ કરોડમાં)**

ક્રમ નં.	વિગત	પુરા થયેલા ત્રિમાસિક	પુરા થયેલા ત્રિમાસિક	પુરા થયેલા છ માસિક
		૩૦.૦૯.૨૦૨૫ ઓડીટ નહીં થયેલા	૩૦.૦૯.૨૦૨૪ ઓડીટ નહીં થયેલા	૩૦.૦૯.૨૦૨૫ ઓડીટ નહીં થયેલા
૧	કુલ આવક	૩૩૯.૨૯	૩૦૬.૬૫	૬૦૬.૩૬
૨	કરવેરા પહેલાનો ચોખ્ખો નફો	૨૧.૭૨	૧૫.૯૨	૩૯.૮૩
૩	કરવેરા પછીનો ચોખ્ખો નફો	૧૬.૦૧	૨૦.૬૦	૨૯.૫૩
૪	અન્ય સમાવિષ્ટ આવક	૦.૧૨	૦.૩૬	૦.૨૨
૫	કુલ સમાવિષ્ટ આવક (કરવેરા પછીની)	૧૬.૧૩	૨૦.૯૬	૨૯.૭૫
૬	ભરપાઈ થયેલ ઈક્યુિટી શેર મૂડી (દરેક શેરનું દર્શન મૂલ્ય રૂા. ૨/-)	૧૯.૧૨	૧૯.૧૨	૧૯.૧૨
૭	અન્ય શેરમૂડી ઓડીટ થયેલ બેલેન્સ શીટ મુજબ			
૮	શેર ઈઈ કમાણી (રૂા. ૨/- ના શેર ઈઈ)	(બિન-વાર્ષિક)		
	મૂળભૂત અને તરલીકૃત	૧.૬૮	૨.૧૫	૩.૦૯

નોંધ : ઉપરોક્ત ત્રિમાસિક / છ માસિક / વાર્ષિક નાણાકીય પરિણામો સેબી ધારો ૨૦૧૫ ના (નોંધણી કરાર અને સ્પષ્ટતાની જરૂરીયાત) નિયમોની કલમ ૩૩ ની આવશ્યકતા અનુસાર સ્ટોક એક્સચેન્જમાં જમા કરાવેલ વિગતવાર પરિણામોમાંથી લીધેલ અનુમાનિત જાણકારી છે. આ ત્રિમાસિક / છ માસિક / વાર્ષિક નાણાકીય પરિણામોની વિગતવાર જાણકારી બીએસઈ લિમિટેડની વેબસાઇટ (URL : [www.bseindia.com/corporates](http://www.bseindia.com/corporates)), નેશનલ સ્ટોક એક્સચેન્જ લિમિટેડની વેબસાઇટ (URL : [www.nseindia.com/corporates](http://www.nseindia.com/corporates)) અને કંપનીની વેબસાઇટ : (URL : <http://ghcltextiles.co.in/investors/financial-reports/>) ઉપર પણ ઉપલબ્ધ છે.

Result Link: <https://ghcltextiles.co.in/wp-content/uploads/2025/11/GHCL-Textiles-Result-Sept-25.pdf>

જીએચસીએલ ટેક્સટાઇલ્સ લિમિટેડના બોર્ડ ઓફ ડાયરેક્ટર્સ વતી અનુરાગ દાલમીયા ચેરમેન

નોંધ: ૦૧ નવેમ્બર, ૨૦૨૫

