

**THE GREAT EASTERN
SHIPPING COMPANY LIMITED**
CIN: L35110MH1948PLC006472



OCEAN HOUSE, 134/A, Dr. Annie Besant Road, Worli, Mumbai - 400 018, INDIA. Tel.: +91 (22) 6661 3000 / 2492 2100 Fax : +91 (22) 2498 5335

Our Ref.: S/2026/SEC

February 02, 2026

BSE Limited

1st Floor, Phiroze Jeejeebhoy Towers,
Dalal Street,
Mumbai – 400 001

BSE Scrip code: **500620**

National Stock Exchange of India Limited

Exchange Plaza, 5th Floor, Plot No. C/1,
Bandra Kurla Complex, Bandra (East),
Mumbai – 400 051

Trading Symbol - **GESHIP**

Dear Sir,

Further to our letter dated January 28, 2026, we enclose herewith copy of Investor presentation for the investor/ analyst meet to be held today i.e. February 02, 2026.

You are requested to take note of the same.

Thanking You,
Yours faithfully,
For **The Great Eastern Shipping Company Limited**

Anand Punde
Company Secretary
Email ID: anand_punde@greatship.com



75
Azadi Ka
Amrit Mahotsav



THE GREAT EASTERN
SHIPPING CO. LTD.

Analyst Discussion
2nd February 2026

Disclaimer



This presentation and the accompanying slides (the “Presentation”), which have been prepared by **Great Eastern Shipping Company Ltd** (the “Company”), have been prepared solely for information purposes and do not constitute any offer, recommendation or invitation to purchase or subscribe for any securities, and shall not form the basis or be relied on in connection with any contract or binding commitment what so ever. No offering of securities of the Company will be made except by means of a statutory offering document containing detailed information about the Company.

This Presentation has been prepared by the Company based on information and data which the Company considers reliable, but the Company makes no representation or warranty, express or implied, whatsoever, and no reliance shall be placed on, the truth, accuracy, completeness, fairness and reasonableness of the contents of this Presentation. This Presentation may not be all inclusive and may not contain all the information that you may consider material. Any liability in respect of the contents of, or any omission from, this Presentation is expressly excluded.

Certain matters discussed in this Presentation may contain statements regarding the Company’s market opportunity and business prospects that are individually and collectively forward-looking statements. Such forward-looking statements are not guarantees of future performance and are subject to known and unknown risks, uncertainties and assumptions that are difficult to predict. These risks and uncertainties include, but are not limited to, the performance of the Indian economy and of the economies of various international markets, the performance of the industry in India and world-wide, competition, the company’s ability to successfully implement its strategy, the Company’s future levels of growth and expansion, technological implementation, changes and advancements, changes in revenue, income or cash flows, the Company’s market preferences and its exposure to market risks, as well as other risks. The Company’s actual results, levels of activity, performance or achievements could differ materially and adversely from results expressed in or implied by this Presentation. The Company assumes no obligation to update any forward-looking information contained in this Presentation. Any forward-looking statements and projections made by third parties included in this Presentation are not adopted by the Company and the Company is not responsible for such third-party statements and projections.

All Maps used in the document are not to scale. All data, information and maps are provided "as is" without warranty or any representation of accuracy, timeliness or completeness.

GESCO: 77+ years of Excellence

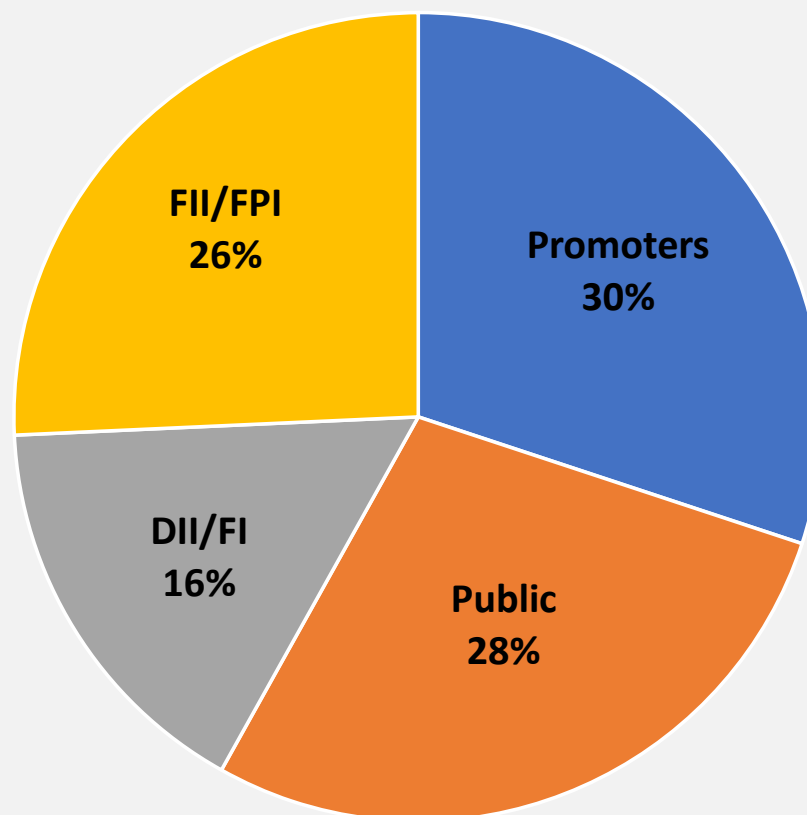
From a modest beginning...



..to most admired globally



Shareholding Pattern as on 31st December 2025



Fleet profile

Fleet Profile – Shipping	Fleet (30-Jan-2026)		
Fleet	No	DWT	Avg. Age (Yrs)
Crude Carrier	5	6,91,049	14.97
Product Carrier	16	9,99,204	16.45
Gas Carrier	5	2,39,927	18.24
Dry Bulk Carrier	14	12,72,656	11.30
Total	40	32,02,836	14.68

Fleet Profile – Offshore	Fleet (30-Jan-2026)	
Fleet	No	Avg. Age (Yrs)
Jack Up Rigs	4	14.29
Platform Supply Vessel	4	16.47
Anchor Handling Tug cum Supply Vessels	9	16.54
Multipurpose Platform Supply & Support Vessels	2	15.75
ROV Support Vessels	4	14.30




**Dynamically
managing
cycles**



**Diversified
Fleet**



**In-House
technical &
commercial
management**



**Strong balance
sheet**



Global Fleet:

Entire fleet operated at global standards, can ply on any trade route & any charterer

Offshore:

Quality operations with no external debt

Prudent Capital Allocation:
Across diversified fleet



Strong Cash Flows:

Consistent focus on cashflows & value creation

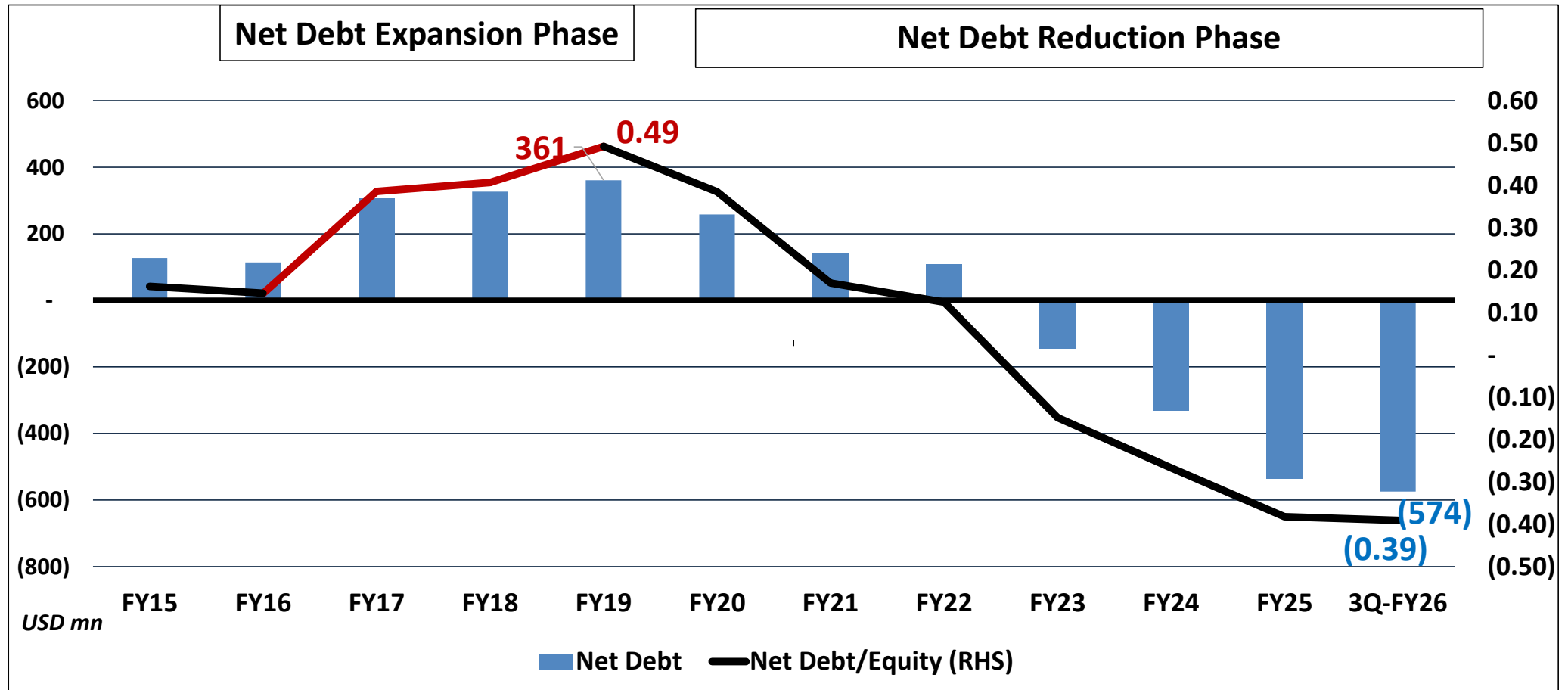
Strong Balance Sheet:

Enables capacity expansion in low markets

Leverage:

Conservative Financial Leverage; Offset by High Operating Leverage in shipping (more Spot Trades)

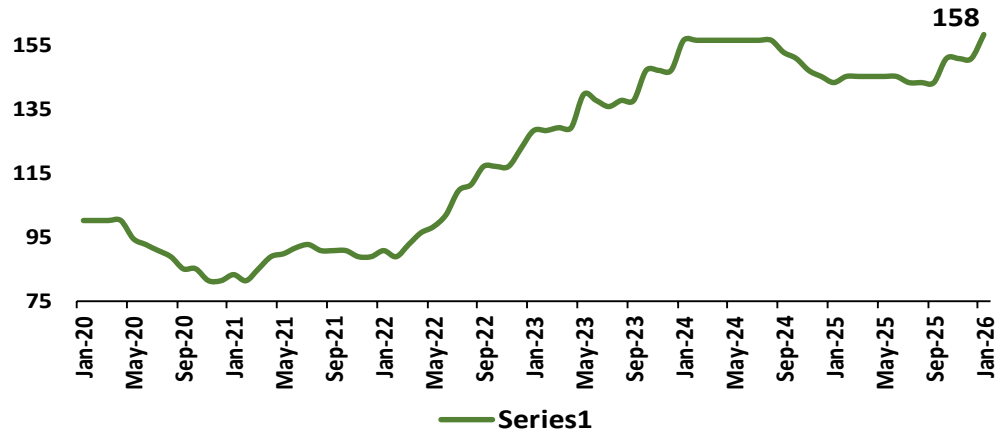
Peak Net Debt USD 361mn to Net Cash of USD 574mn



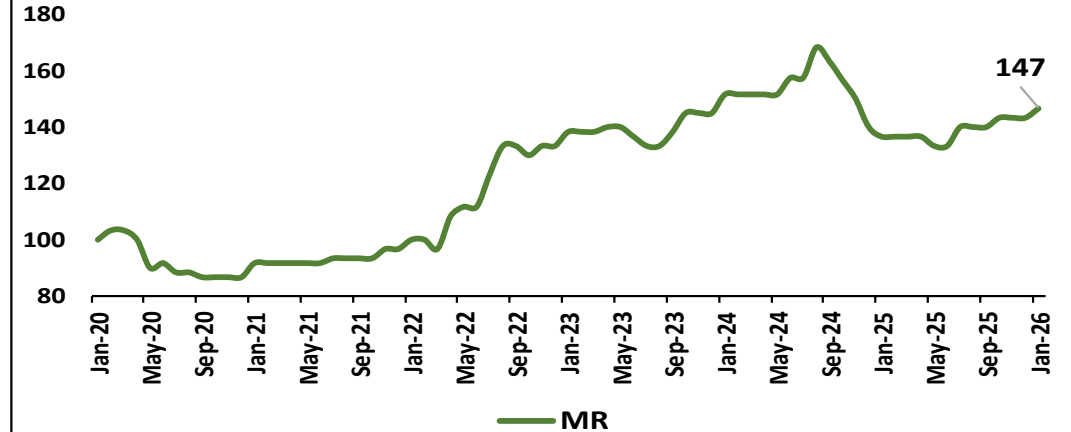
Peak Capex Potential: Net D/E of 0.5x → USD 1.3bn

Asset Price Movement

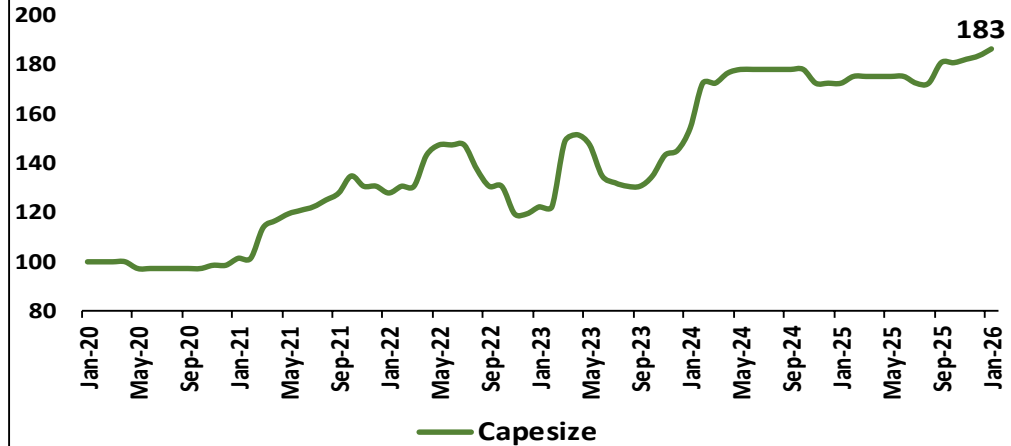
5 Yr Old Asset Value Movement (Crude)



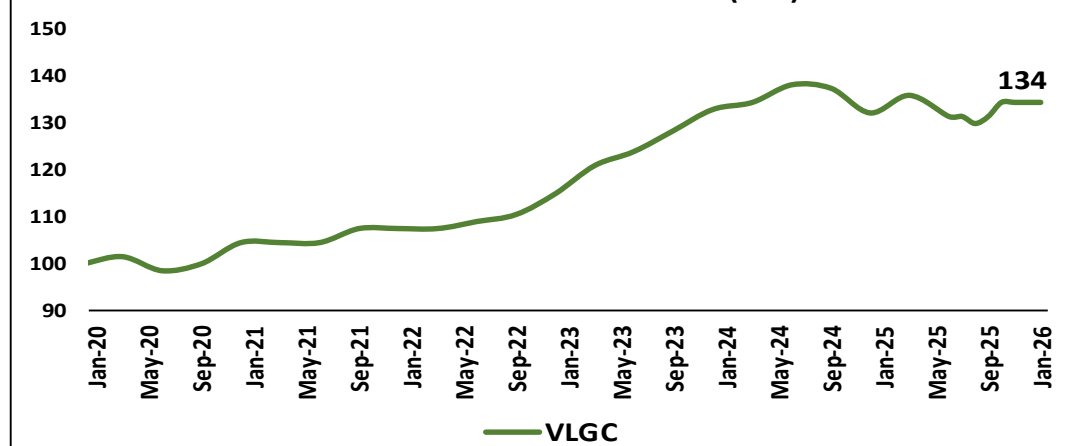
5 Yr Old Asset Value Movement (Product)



5 Yr Old Asset Value Movement (Dry Bulk)

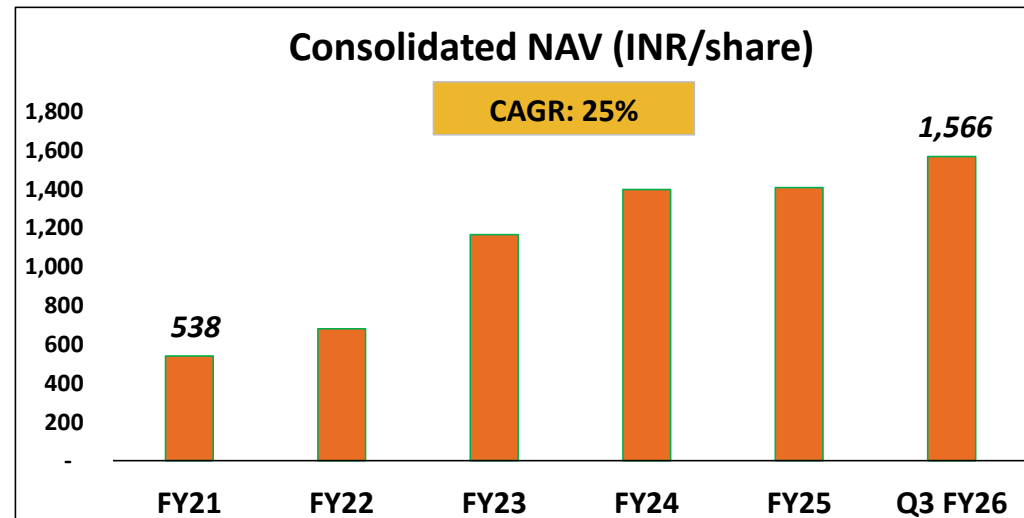
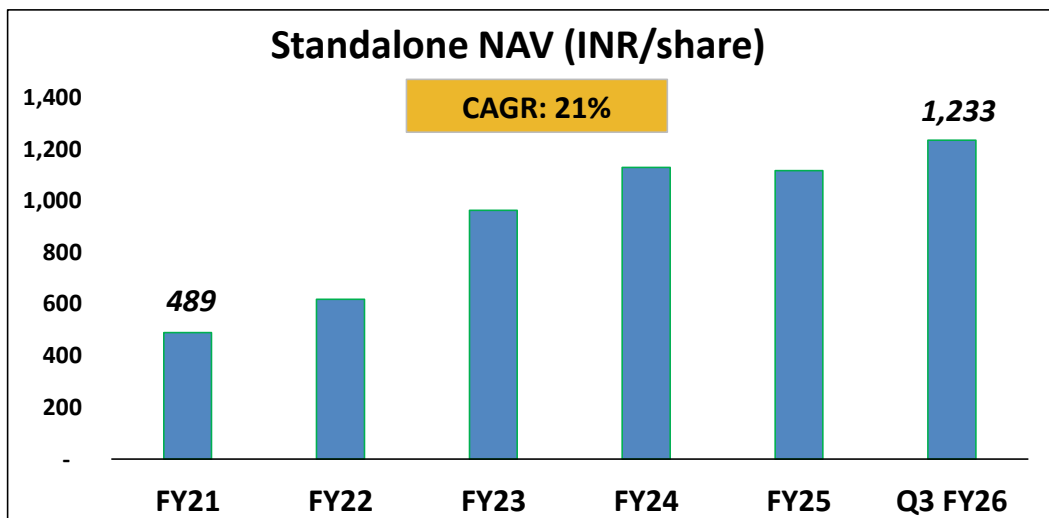
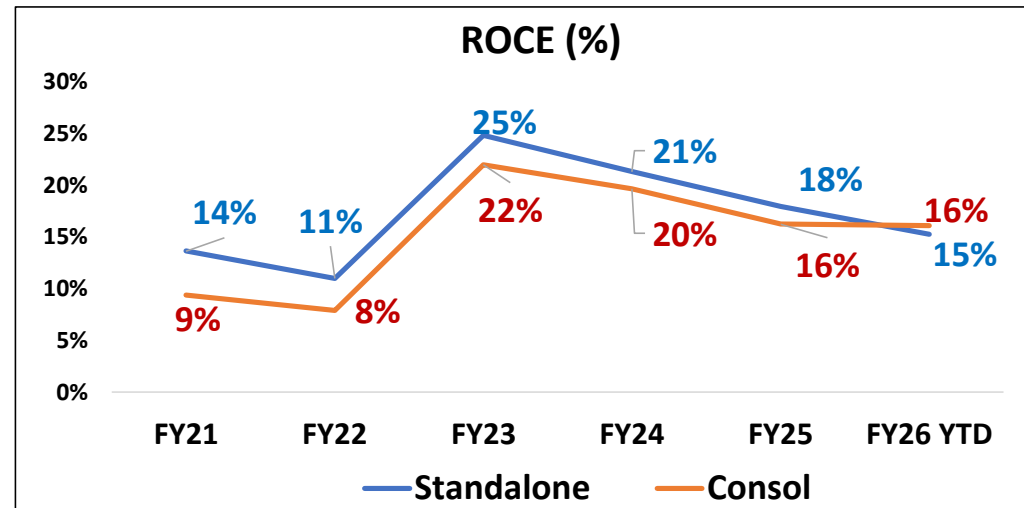
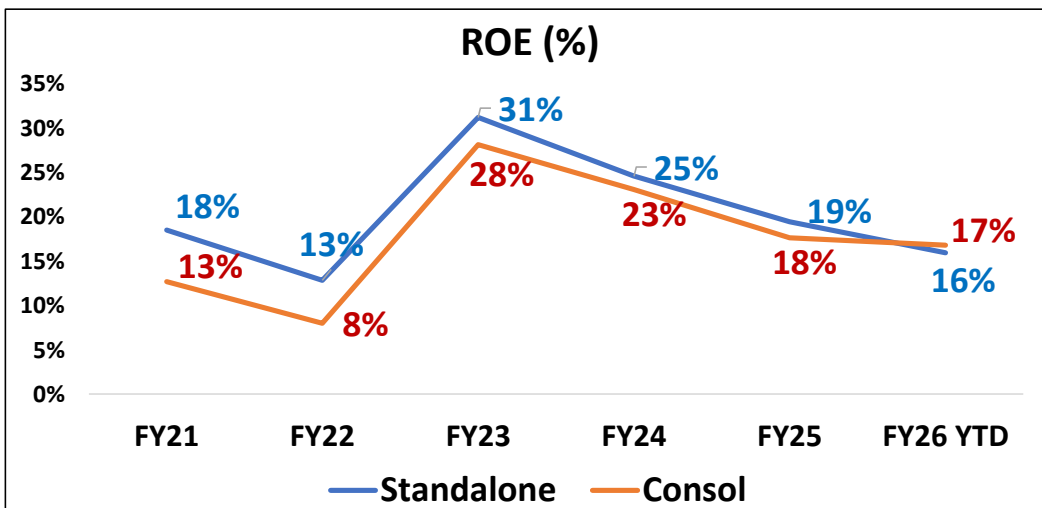


5 Yr Old Asset Value Movement (LPG)



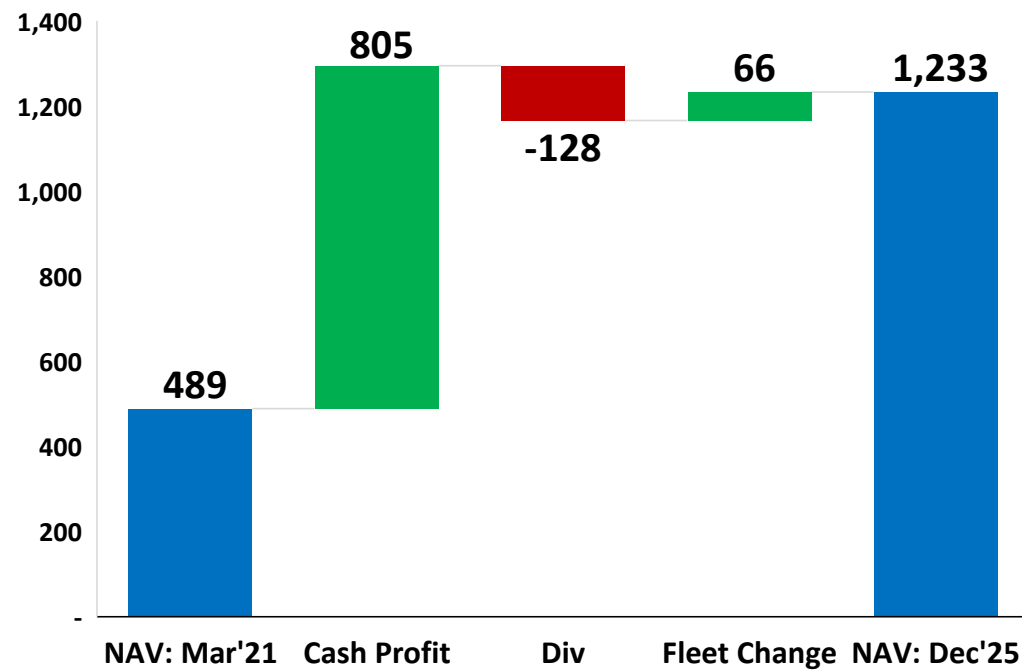
Sources: Industry Reports

Key Financial Parameters

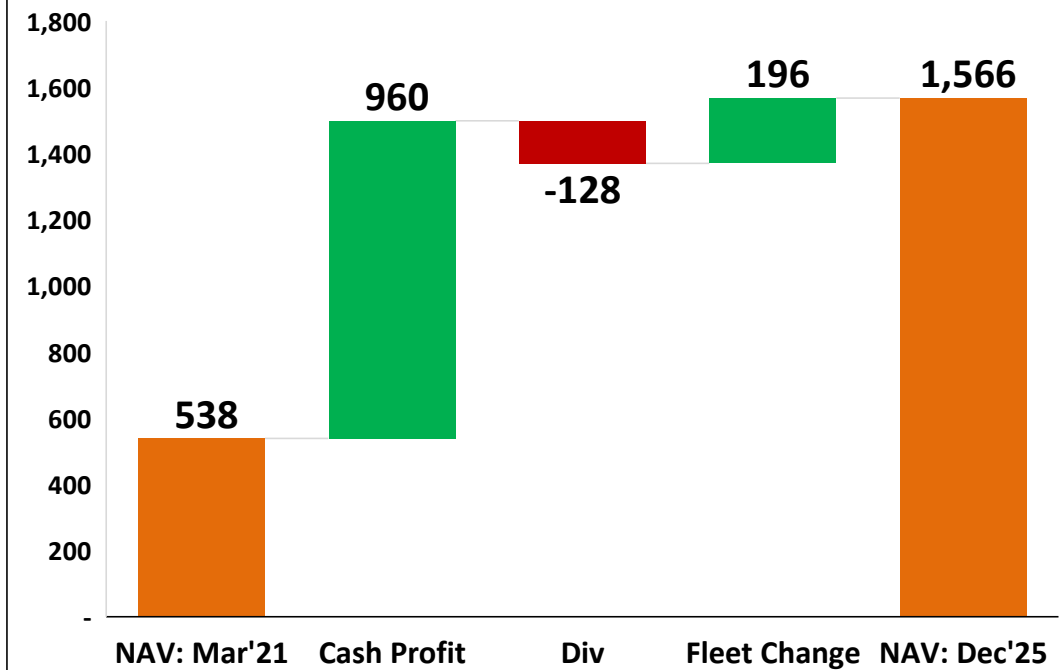


NAV Movements – Cash Profit is major contributor

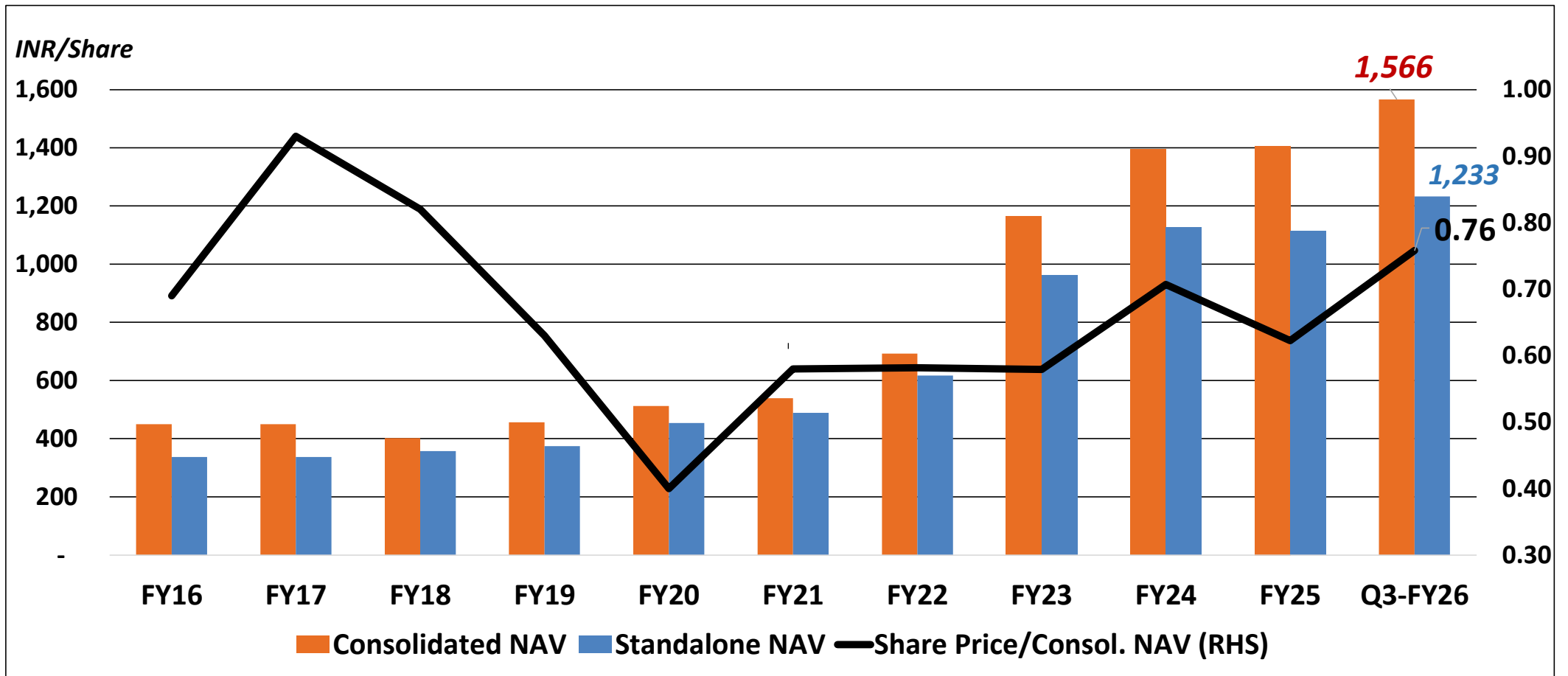
Changes in Standalone NAV



Changes in Consol NAV

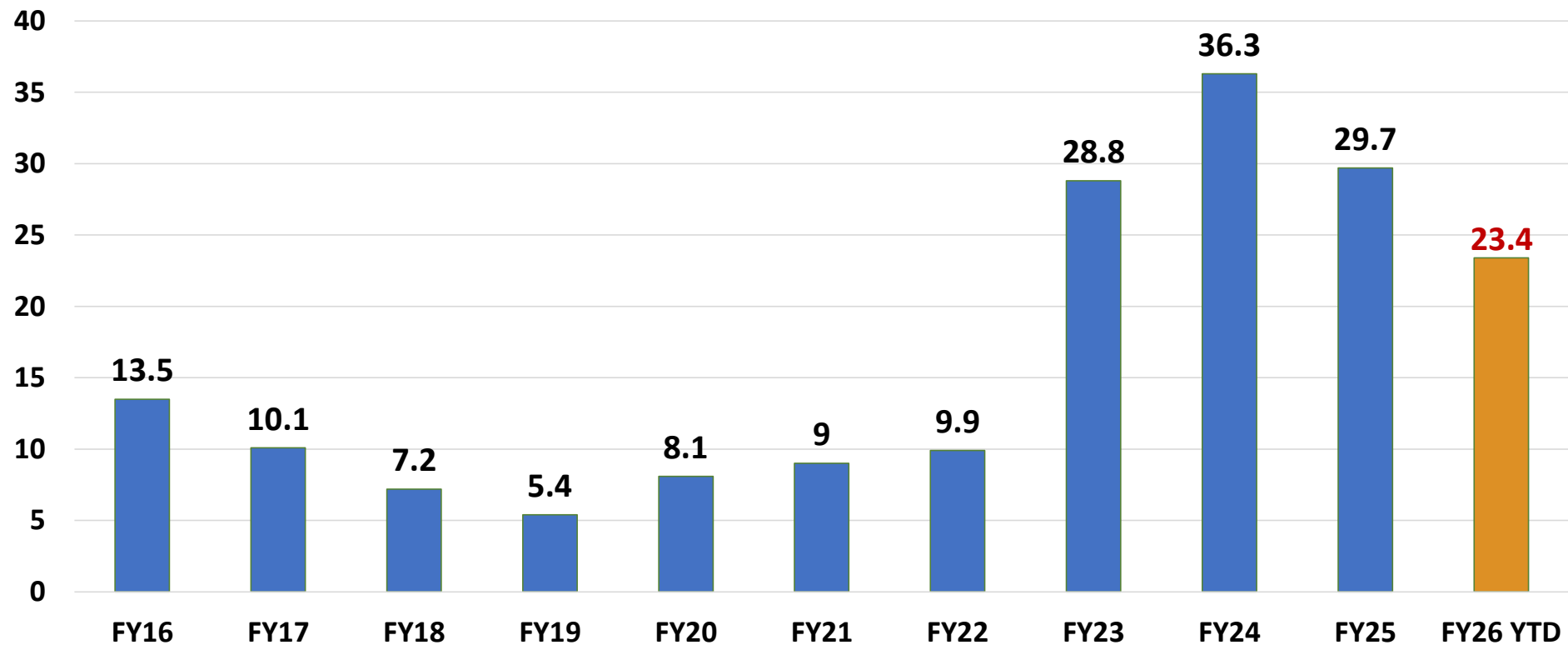


Share Price to Consol NAV



* For Q3FY26 we have taken closing share price as on 29th January 2026 (INR 1,187/share)

GESCO Dividends (INR/Share)



* FY26 YTD includes dividend of **INR 9.00/share** declared for 3Q26

Normalised Financials

* Including Other Income Figures in INR Crores	Standalone				Consolidated		
	Q3 FY26	Q3 FY25	9m FY26		Q3 FY26	Q3 FY25	9m FY26
Income Statement							
Revenue*	1,222	1,227	3,088		1,737	1,501	4,455
EBITDA*	842	820	1,987		1,082	826	2,642
Net Profit	632	644	1,417		777	569	1,808
Balance Sheet							
Total Assets	15,157	14,839	15,157		18,319	18,065	18,319
Equity	13,210	11,864	13,210		15,952	14,017	15,952
Gross Debt	1,407	2,427	1,407		1,407	3,127	1,407
Net Debt	(5,176)	(4,280)	(5,176)		(6,919)	(4,897)	(6,919)

Key Financial Highlights	Standalone				Consolidated		
	Q3 FY26	Q3 FY25	9m FY26		Q3 FY26	Q3 FY25	9m FY26
Return on Equity	20%	22%	15%		20%	17%	16%
Return on Capital Employed	18%	19%	14%		18%	14%	15%
Gross Debt/Equity (x)	0.11	0.20	0.11		0.09	0.22	0.09
Net Debt/Equity (x)	(0.39)	(0.36)	(0.39)		(0.43)	(0.35)	(0.43)
Earning Per Share (INR/Share)	44.25	45.10	99.27		54.41	39.82	126.62
Cash Profit Per Share (INR/Share)	56.22	54.39	130.42		71.66	54.21	173.36
Dividend Per Share (INR/Share)	9.00	8.10	23.40		9.00	8.10	23.40
Net Asset Value Per Share (INR/Share)	1233	1,138	1233		1,542-1,590	1,378-1,435	1,542-1,590

Thank You!



THE GREAT EASTERN
SHIPPING CO. LTD.

Read the Story of GE Shipping – [Coffee Table Book](#)

Visit us at www.greatship.com

