



Ganesh Infracore Ltd.

(Formerly Known As "Ganesh Infracore Pvt. Ltd." & "Ganesh International")
CIN: L46620WB2024PLC268366

Date: May 29, 2026

To,
National Stock Exchange of India Limited
Exchange Plaza, C-1, Block-G,
Bandra Kurla Complex, Bandra,
Mumbai-400051, Maharashtra

Symbol: GANESHIN

Sub: Intimation under Regulation 30 of the SEBI (Listing Obligations and Disclosure Requirements) Regulations, 2015 – Investor Presentation for Analyst or Investor Meeting

Dear Sir/ Madam,

Pursuant to Regulation 30 read with Part A of Schedule III of the SEBI (Listing Obligations and Disclosure Requirements) Regulations, 2015, please find enclosed herewith Investor Presentation for Analyst or Investor Meet of the Company to be held on Wednesday, June 03, 2026, at 11:00 A.M.

Further, the aforesaid presentation includes the Audited Financial Results of the Company for the quarter and financial year ended March 31, 2026.

No Unpublished Price Sensitive Information is proposed to be shared/discussed in the meeting.

We request you to kindly take the same on record.

Thanking You,

Yours Faithfully,

For Ganesh Infracore Limited

Beas Moitra
Company Secretary



GANESH
INFRAWORLD LTD.

INJECTING
LIFE INTO PROJECTS.

Engineering Tomorrow's Transportation, Water, Civil & Mining Infrastructure



Disclaimer

This presentation and the accompanying slides (the Presentation), prepared by Ganesh Infraworld Limited (Formerly Known As “Ganesh International”) (the “Company”), are solely for informational purposes. This Presentation does not constitute an offer, recommendation, or invitation to purchase or subscribe to any securities and shall not form the basis of or be relied upon in connection with any contract or binding commitment whatsoever. No offering of securities of the Company will be made except through a statutory offering document containing detailed information about the Company.

The information in this Presentation is based on data that the Company considers reliable; however, the Company makes no representation or warranty, express or implied, regarding the truth, accuracy, completeness, fairness, or reasonableness of the contents. This Presentation may not include all material information, and any liability for its contents or omissions is expressly disclaimed.

Certain statements in this Presentation may contain forward-looking statements relating to the Company’s market opportunities, business outlook, and future prospects. These forward-looking statements are not guarantees of future performance and are subject to risks, uncertainties, and assumptions that are difficult to predict. Such risks and uncertainties include but are not limited to Economic conditions in India and international markets, Industry performance and competitive landscape, the Company’s ability to execute its growth strategy, Technological advancements and regulatory changes, Market demand, financial performance, and exposure to market risks.

Actual results, levels of activity, and performance may differ materially from those expressed or implied in this Presentation. The Company assumes no obligation to update or revise any forward-looking statements, whether as a result of new information, future events, or otherwise. Any forward-looking statements or projections made by third parties included in this Presentation are not endorsed by the Company, and the Company assumes no responsibility for their accuracy.

Maps used in the Presentation are not to scale. All data, information, and maps are provided "as is" without any warranty or representation regarding accuracy, timeliness, or completeness. By attending or reviewing this Presentation, you acknowledge and agree to be bound by the limitations and restrictions outlined herein.

Building India's Future with Sustainable Infrastructure



Shri Narendra Modi
Hon'ble Prime Minister of India

"India's development and self-reliance is dependent on water security and water connectivity"

- On WORLD WATER DAY

"Self-reliance is not possible without a strong mining and mineral sector - Minerals and Mining are important pillars of our economy."

- At the launch of Commercial Coal Mining Auctions



Mr. Vibhoar Agrawal
Founder & CMD

Ganesh Infraworld Ltd.: Accelerating Execution, Expanding Strategic Footprint

FY26 closes on a strong note for Ganesh Infraworld Ltd., driven by disciplined execution, expanding business verticals, and a sharpened strategic focus across India's infrastructure ecosystem.

✓ Financial Performance

- In Q4 FY26, Revenue from Operations stood at ₹229.6 Cr (+44.7% YoY), EBITDA grew to ₹29.6 Cr (+105.4% YoY) with margin expanding 380 bps to 12.9%, and PAT more than doubled to ₹24.5 Cr (+110.5% YoY).
- For FY26 (Full Year), Revenue from Operations scaled to ₹835.5 Cr (+55.2% YoY), EBITDA rose to ₹105.2 Cr (+100.7% YoY) with margin expanding 290 bps to 12.6%, and PAT grew to ₹76.2 Cr (+90.2% YoY) with margin expanding 170 bps to 9.1%. EPS improved to ₹17.83 (vs. ₹11.59 in FY25).

✓ Strategic Acquisition – Forward Integration into Logistics

The Company **acquired a 60% controlling stake in Kandoi Transport Limited**, marking a decisive step toward **forward integration** into bulk logistics. This strengthens captive fleet support for mining and infrastructure projects, improves dispatch reliability, and creates a new recurring revenue stream.

✓ Looking Ahead

With a robust order pipeline, strengthened logistics backbone, and a deepening footprint across mining, water, transportation, and civil & electrical infrastructure, Ganesh Infraworld Ltd. is well-positioned to sustain its high-growth momentum into **FY27**.

Company Snapshot

<p>4,315.0 Crs Consolidated Order Book</p>	<p>80 Engineers</p>
<p>8 States Presence</p>	<p>835.5 Crs FY26 Revenue</p>
<p>1.22x Debt/Equity (As of Mar'26)</p>	<p>76.2 Crs FY26 PAT</p>

Ganesh Infraworld is one of the fastest-growing infrastructure companies in Eastern India, delivering critical execution support **to leading EPC players across industrial, civil, road, structural, and heavy erection works.**

The company provides comprehensive, **end-to-end solutions** for complex project erection and integrated site construction requirements.

With a proven track record across multiple infrastructure segments, **Ganesh Infraworld** brings diversified execution experience that strengthens its ability to navigate market cycles and industry fluctuations.

The company continues to expand its capabilities and geographic footprint, driven by a focus on scale, operational excellence, and long-term partnerships with marquee EPC and industrial clients.

Business Segments

- Civil and Electrical Infrastructure Project
- Civic Utilities
- Water Infrastructure Development Project
- Mining Development Operations
- Transportation

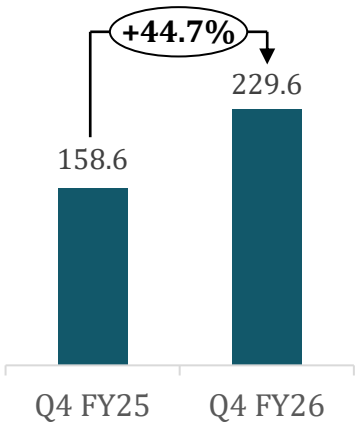
Q4 FY26 Financial Highlights



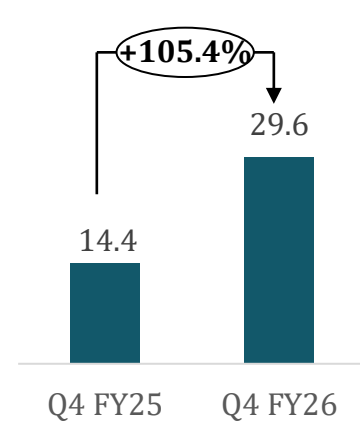
Consolidated Performance Highlights

Q4 FY26

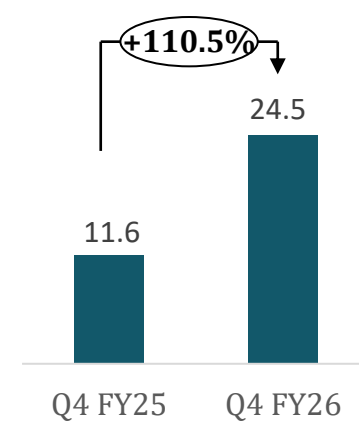
Revenue



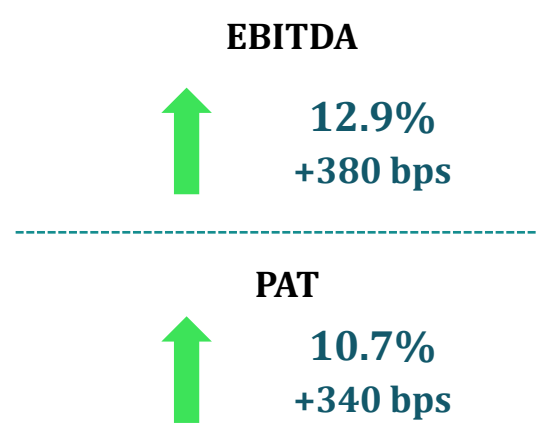
EBITDA



PAT

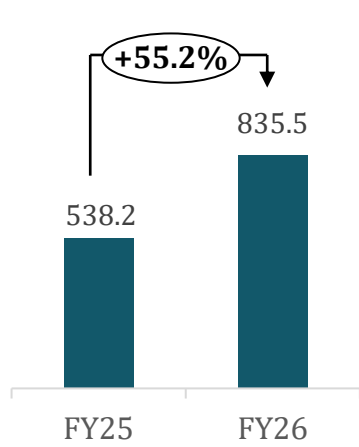


Margins Profile

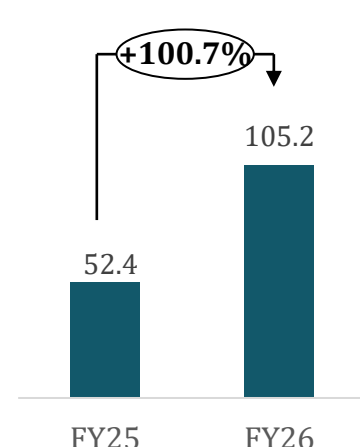


FY26

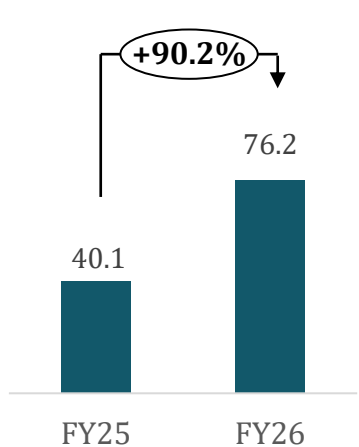
Revenue




EBITDA



PAT



Margins Profile



Consolidated Income Statement

Particulars (INR Crs)	Q4 FY26	Q4 FY25	Y-o-Y	Q3 FY26	Q-o-Q	FY26	FY25	Y-o-Y
Revenue from Operations	229.6	158.6	44.7%	215.3	6.6%	835.5	538.2	55.2%
Construction & Other Direct Expenses	193.8	140.8		181.8		711.1	475.6	
Gross Profit	35.8	17.8	101.1%	33.5	6.8%	124.5	62.7	98.6%
Gross Profit Margin (%)	15.6%	11.2%	440 bps	15.6%	0 bps	14.9%	11.6%	330 bps
Employee Expenses	1.6	1.3		1.5		5.8	3.4	
Other Expenses	4.6	2.1		2.8		13.5	6.9	
EBITDA	29.6	14.4	105.4%	29.2	1.2%	105.2	52.4	100.7%
EBITDA Margin (%)	12.9%	9.1%	380 bps	13.6%	-70 bps	12.6%	9.7%	290 bps
Other Income	1.7	2.2		1.0		4.0	4.3	
Depreciation	1.1	0.4		1.0		3.8	1.4	
EBIT	30.2	16.2	86.1%	29.2	3.2%	105.4	55.3	90.6%
EBIT Margin (%)	13.1%	10.2%	290 bps	13.6%	-50 bps	12.6%	10.3%	230 bps
Finance Cost	4.1	0.6		3.3		9.8	1.9	
Profit before Tax	26.1	15.6	67.2%	25.9	0.7%	95.6	53.4	79.2%
Tax	6.7	4.0		6.8		24.5	13.3	
Profit After Tax Before Share of Profit/(Loss) on Associate	19.4	11.6	66.8%	19.0	1.8%	71.1	40.1	77.5%
Share of Profit/(Loss) on Associate (Net of Tax)	5.1	0.0		0.0		5.1	0.0	
Net Profit After Tax	24.5	11.6	110.5%	19.0	28.5%	76.2	40.1	90.2%
PAT Margin (%)	10.7%	7.3%	340 bps	8.8%	190 bps	9.1%	7.4%	170 bps
EPS (As per Profit after Tax)	5.73	3.36		4.46		17.83	11.59	

Standalone Income Statement

Particulars (INR Crs)	Q4 FY26	Q4 FY25	Y-o-Y	Q3 FY26	Q-o-Q	FY26	FY25	Y-o-Y
Revenue from Operations	225.9	158.6	42.4%	215.3	4.9%	831.9	538.2	54.6%
Construction & Other Direct Expenses	191.1	140.8		181.8		708.4	475.6	
Gross Profit	34.8	17.8	95.5%	33.5	3.8%	123.5	62.7	97.0%
Gross Profit Margin (%)	15.4%	11.2%	420 bps	15.6%	-20 bps	14.8%	11.6%	320 bps
Employee Expenses	1.5	1.3		1.5		5.7	3.4	
Other Expenses	4.3	2.1		2.8		13.2	6.9	
EBITDA	29.0	14.4	101.3%	29.2	-0.8%	104.6	52.4	99.6%
EBITDA Margin (%)	12.8%	9.1%	370 bps	13.6%	-80 bps	12.6%	9.7%	290 bps
Other Income	1.7	2.2		1.0		4.1	4.3	
Depreciation	1.0	0.4		1.0		3.7	1.4	
EBIT	29.7	16.2	83.1%	29.2	1.6%	104.9	55.3	89.8%
EBIT Margin (%)	13.1%	10.2%	290 bps	13.6%	-50 bps	12.6%	10.3%	230 bps
Finance Cost	4.0	0.6		3.3		9.6	1.9	
Profit before Tax	25.7	15.6	64.8%	25.9	-0.7%	95.3	53.4	78.6%
Tax	6.6	4.0		6.8		24.5	13.3	
Profit After Tax	19.1	11.6	64.0%	19.0	0.0%	70.8	40.1	76.8%
PAT Margin (%)	8.4%	7.3%	110 bps	8.8%	-40 bps	8.5%	7.4%	110 bps
EPS (As per Profit after Tax)	4.46	3.36		4.46		16.58	11.59	

Consolidated Segmental Statement

Particulars (INR Crs)	FY26	FY25	Y-o-Y
1. Civil and Electrical Infrastructure:			
Segment Revenue	430.3	296.1	45.3%
EBITDA	46.3	28.9	60.0%
EBITDA Margin	10.8%	9.8%	100 bps
EBIT	44.2	28.3	56.2%
EBIT Margin	10.3%	9.6%	70 bps
2. Civic Utilities:			
Segment Revenue	38.0	143.3	-73.5%
EBITDA	5.1	15.5	-66.8%
EBITDA Margin	13.5%	10.8%	270 bps
EBIT	5.0	15.1	-67.0%
EBIT Margin	13.1%	10.5%	260 bps

Particulars (INR Crs)	FY26	FY25	Y-o-Y
3. Water Infrastructure:			
Segment Revenue	224.0	98.8	126.7%
EBITDA	33.6	10.9	207.6%
EBITDA Margin	15.0%	11.0%	400 bps
EBIT	32.5	10.5	209.7%
EBIT Margin	14.5%	10.6%	390 bps
4. Mining Operations:			
Segment Revenue	142.6	-	-
EBITDA	24.5	-	-
EBITDA Margin	17.2%	-	-
EBIT	23.9	-	-
EBIT Margin	16.8%	-	-
5. Transportation:			
Segment Revenue	0.6	-	-
EBITDA	0.1	-	-
EBITDA Margin	10.0%	-	-
EBIT	0.1	-	-
EBIT Margin	9.5%	-	-

Consolidated Balance Sheet

Assets (INR Crs)	Mar-26	Mar-25
Non - Current Assets		
(a) Property, plant and equipment and Intangible Assets		
(i) Property, plant and equipment	311.4	19.7
(ii) Intangible Assets	0.0	0.0
(iii) Capital Work-In-Progress	8.4	0.0
(b) Other Non-Current Assets	30.5	5.9
(c) Non-Current Investments	0.9	0.0
(d) Goodwill	7.3	0.0
Total Non - Current Assets	358.7	25.6
Current Assets		
(a) Investments	50.7	36.0
(b) Inventories	112.0	39.9
(c) Trade Receivables	337.5	116.9
(d) Cash and Bank Balances	11.7	10.2
(e) Short Term Loans & Advances	209.0	27.1
(f) Other Current Assets	73.7	9.2
Total Current Assets	794.6	239.3
Total Assets	1,153.3	264.9

Equity & Liabilities (INR Crs)	Mar-26	Mar-25
Shareholder's Fund		
(a) Equity share capital	21.4	21.4
(b) Other equity	233.6	158.2
(c) Minority Interest	150.4	0.0
Total Equity	405.4	179.5
Non - Current Liabilities		
(a) Long Term Borrowings	146.1	3.0
(b) Deferred Tax Liability	25.0	0.6
(c) Long Term Provisions	1.5	0.1
Total Non - Current Liabilities	172.5	3.7
Current Liabilities		
(a) Short Term Borrowings	348.3	34.9
(b) Trade Payables		
(i) Due to Micro and Small Enterprises	0.0	0.0
(ii) Due to Others	105.2	40.8
(c) Other current Liabilities	116.2	5.1
(d) Short Term Provisions	5.6	0.9
Total Current Liabilities	575.4	81.6
Total Equity and Liabilities	1,153.3	264.9

Standalone Balance Sheet

Assets (INR Crs)	Mar-26	Mar-25
Non - Current Assets		
(a) Property, plant and equipment and Intangible Assets		
(i) Property, plant and equipment	77.8	19.7
(ii) Intangible Assets	0.0	0.0
(b) Other Non-Current Assets	19.0	5.9
(c) Non-Current Investments	98.8	0.0
Total Non - Current Assets	195.6	25.6
Current Assets		
(a) Investments	37.4	36.0
(b) Inventories	84.8	39.9
(c) Trade Receivables	181.9	116.9
(d) Cash and Bank Balances	8.5	10.2
(e) Short Term Loans & Advances	23.5	27.1
(f) Other Current Assets	10.9	9.2
Total Current Assets	346.9	239.3
Total Assets	542.5	264.9

Equity & Liabilities (INR Crs)	Mar-26	Mar-25
Shareholder's Fund		
(a) Equity share capital	21.4	21.4
(b) Other equity	228.6	158.2
Total Equity	249.9	179.5
Non - Current Liabilities		
(a) Long Term Borrowings	3.3	3.0
(b) Deferred Tax Liability	1.7	0.6
(c) Long Term Provisions	0.2	0.1
Total Non - Current Liabilities	5.2	3.7
Current Liabilities		
(a) Short Term Borrowings	130.6	34.9
(b) Trade Payables		
(i) Due to Micro and Small Enterprises	0.0	0.0
(ii) Due to Others	57.5	40.8
(c) Other current Liabilities	94.4	5.1
(d) Short Term Provisions	5.0	0.9
Total Current Liabilities	287.4	81.6
Total Equity and Liabilities	542.5	264.9

Consolidated Cash Flow Statement

Particulars (INR Crs)	Mar-26	Mar-25
Cash Flow from Operating Activities		
Profit before Tax	95.6	53.4
Adjustment for Non-Operating Items	9.7	(0.9)
Operating Profit before Working Capital Changes	105.3	52.5
Changes in Working Capital	(122.8)	(119.6)
Cash Generated/Used from Operations	(17.5)	(67.1)
Less: Direct Taxes paid	(23.4)	(13.0)
Net Cash from Operating Activities	(40.9)	(80.1)
Cash Flow from Investing Activities	(43.4)	(24.8)
Cash Flow from Financing Activities	85.8	109.5
Net Increase/(Decrease) in Cash and Cash equivalents	1.5	4.6

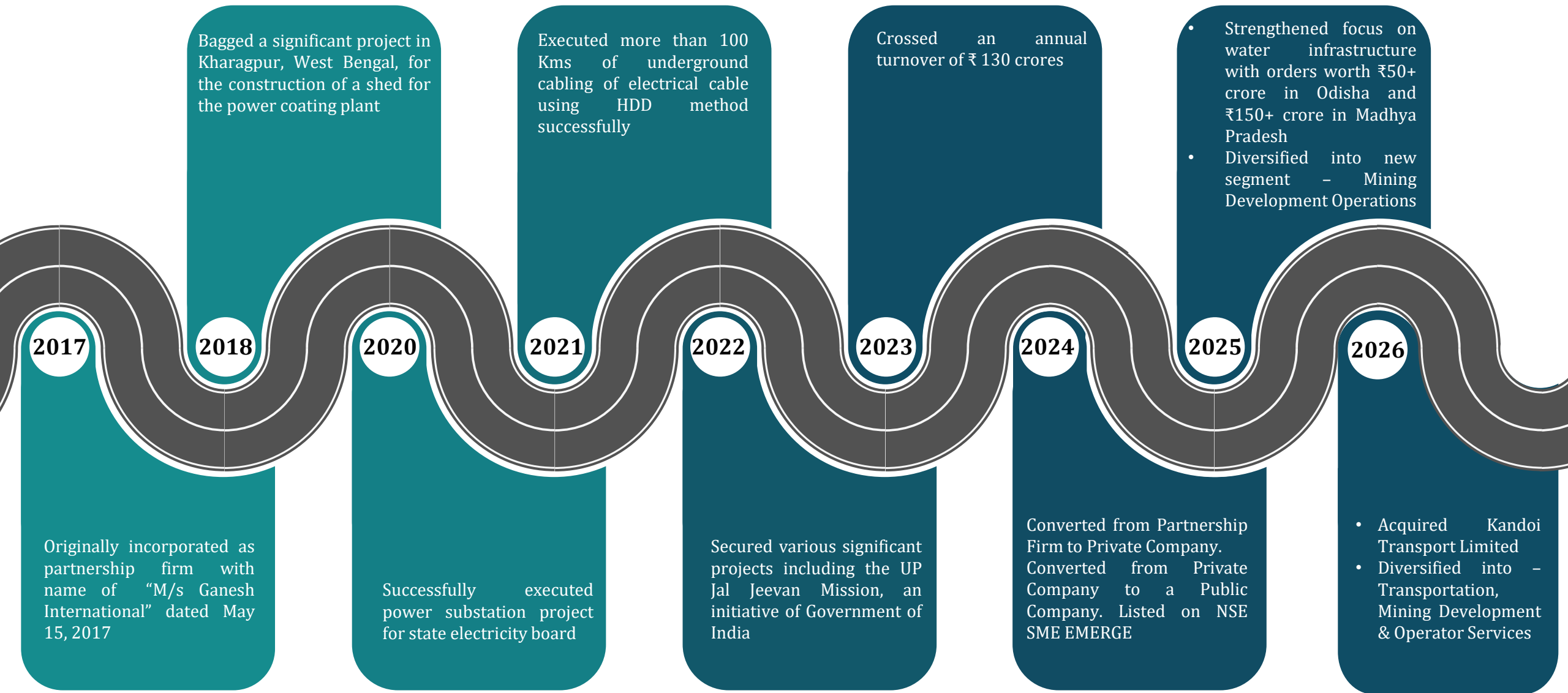
Standalone Cash Flow Statement

Particulars (INR Crs)	Mar-26	Mar-25
Cash Flow from Operating Activities		
Profit before Tax	95.3	53.4
Adjustment for Non-Operating Items	9.4	(0.9)
Operating Profit before Working Capital Changes	104.7	52.5
Changes in Working Capital	(122.3)	(119.6)
Cash Generated/Used from Operations	(17.6)	(67.1)
Less: Direct Taxes paid	(23.4)	(13.0)
Net Cash from Operating Activities	(41.1)	(80.1)
Cash Flow from Investing Activities	(46.6)	(24.8)
Cash Flow from Financing Activities	86.0	109.5
Net Increase/(Decrease) in Cash and Cash equivalents	(1.7)	4.6

Company Overview



Key Milestones



Experienced Management Team



Vibhoar Agrawal
Founder & CMD

He holds a Bachelor's degree in Commerce from the University of Calcutta, awarded in 2006, and has been associated with our Company since its inception.




Sudhir Ojha
Chief Financial Officer

He holds a Bachelor's degree in Commerce from the University of Calcutta, earned in 2007, and has been associated with our Company since April 19, 2024. He has 18 years of industry experience.



Radheshyam Saini
Chief Technical Officer

He holds a B.E. in Civil Engineering (1990) and brings over 30 years of experience, having led ₹3,300+ crore infrastructure projects at McNally Bharat, with deep expertise in executing complex government projects across Power, Road, Civil, and Water sectors.



Rup Kumar Bhattacharya
Chief Operating Officer

He holds a Diploma in Civil Engineering (1999) and a Diploma in AutoCAD-2000 (2003). He has 24 years of work experience and had previously worked with Hindustan Cables, NBCC (India) Ltd., Trinity Infrapark LLP, Ideal Real Estates, and Enterglobe Construction.

Diversified Business Model



Civic Utilities

We are engaged in civil and electrical infrastructure projects across industrial, non-industrial, plant and warehouse, and electrical engineering segments

We undertake civic utilities, road and rail infrastructure projects, including road construction and electrification of railway overhead equipment

Civil & Electrical Infrastructure



We execute water infrastructure projects including pipeline networks, water treatment plants, and household connections. Notably, we are a sub-contractor in the "Har Ghar Jal Mission" in Jaunpur, Uttar Pradesh

Water Infrastructure

Mining Development Operations

We undertake end-to-end mining services covering overburden removal, drilling & blasting, excavation, and material handling using HEMM fleets.



End-to-end logistics for bulk minerals and industrial materials, covering first-mile to last-mile connectivity. Diversified heavy-vehicle fleet delivering optimized dispatch scheduling and reliable turnaround times.

Transportation

Business Segment - Civil & Electrical Infrastructure

Power Transmission & Distribution

Backed by exceptional execution capabilities, we deliver end-to-end power transmission and distribution projects.

Scope of Services

- EHV Substation upto 400 Kv
- Gas Insulated Substations (GIS) upto 220 Kv
- Substation Automation and Remote Operation
- Transmission Line and Towers
- Transformer, Switchyard
- 132 KV Gas Insulated Switchgear at Bajkul, West Bengal
- High capacity Multi-Circuit/Bundle Conductor Lines
- Upgradation of HVDC Terminal
- High Surge Impedance Loading (HSIL) Line
- +800 Kv, 6000 MW High Capacity HVDC system
- High Temperature Low Sag (HTLS) Conductor Line
- Emergency Restoration Systems (ERS)
- Condition Based Monitoring
- Metering Solutions
- Preventive Maintenance

Rural Electrification

Leveraging our exceptional execution capabilities, we undertake rural electrification projects with excellence.

Scope of Services

Design, engineering, testing, erection and commissioning of rural electrification works including:

- Substation (new and augmentation of the existing)
- Transformers
- LT & HT Cabling
- Lighting Systems
- Control & Relay Panels
- Procurement and Installation of Distribution Lines
- Household Connections
- Metering & Billing



Business Segment – Civic Utilities

Civic Utility Works



Ganesh Infraworld Ltd has been closely associated with Indian Railways for several years, executing comprehensive rail infrastructure projects - from survey and design to final commissioning - on an EPC basis.

Our expertise spans electrification, signaling, civil works, and more. With a strong base of advanced equipment, cutting-edge software, and skilled manpower, we are well-equipped to handle large-scale, capital-intensive railway projects.

Scope of Services


Work taken up includes

- Survey, fixing of alignment, and designing Road and Railway.
- Embankment and cuttings for Road/Rail.
- Bridges (Major/Minor including ROB/RUB) for Rail/Road.
- Steel girder fabrication and erection.
- Laying of ballast and concrete sleepers and rails i.e. track laying (Manually & Mechanically).
- Flash butt welding for long rails at site.
- Signaling and electrification of Railway Yards.
- OHE and General Electrification of Railway works.
- Maintenance of railroads and rail infrastructure
- Allied services such as service buildings, railway stations and terminals
- Urban railways on elevated sections.



Business Segment - Water Infrastructure

End-to-End Water Solutions - From Source to Supply | Providing complete water cycle with a focus on saving water



Water Treatment Plant

We are equipped with the expertise, infrastructure and resources to design, construct operate and maintain large scale water treatment plants (WTPs).

Scope of Service:

- Design, planning and construction of flocculation & filters, pre-ozonation, chemical dosing, lamella settling, sludge & pulsating beds, and single/multi layer filtration.

Our approach extends to industrial water refining, supporting sustainable water access for communities and industries alike.



Pumping Station

We are equipped to develop and implement energy-efficient pumping stations for water supply, irrigation, wastewater, and stormwater drainage, tailored to meet the needs of cities, towns and rural areas.

Scope of Service:

- Design, planning, installation, and commissioning of various pumping systems, including horizontal, vertical, submersible, hydro-pneumatic, metallic volute, and sewage pumps.

Our comprehensive approach includes ongoing operation and maintenance services, ensuring reliable performance and sustainable water management solutions.



Pipeline

We offer comprehensive solutions in the design, supply, laying, joining, testing, and commissioning of bulk and distribution pipeline networks for domestic and industrial water supply.

Scope of Service:

- Design, planning, laying, joining, and commissioning of pipelines made from Mild Steel, Ductile Iron, HDPE, PVC, GRP, RCC, and BWSC.

With expertise in managing large scale pipeline projects – are equipped to handle cross-country pipeline of any length and size, up to 4000mm diameter cross diverse terrains.

Business Segment - Mining Development Operations

Mining Services

Overburden Removal

Mechanized methods using Heavy Earth Moving Machines (HEMM) - excavators, dumpers, dozers and graders - to prepare mining benches and enable extraction.

Drilling & Blasting Assistance

Controlled drilling and blasting for fragmentation of rock and overburden, executed as per mine plan and statutory safety requirements.

Excavation

Excavation of overburden and mineral (coal / chrome ore) across varying soil and rock conditions, driven by mechanised mining systems.

Material Handling

Loading, transportation, unloading, dumping and spreading of excavated material at designated dump yards, supported by in-house vehicle network for dozing and grading.

Our Projects

Northern Coalfields Ltd

Nigahi Mines, Singrauli, Madhya Pradesh

Overburden excavation, drilling & blasting, loading, transportation, dumping, and grading

EXCAVATION QTY	TENURE	YEAR OF AWARD
17,55,50,000 BCM	60 months	2023

Odisha Mining Corporation Ltd

South Kaliapani Mines, Jajpur, Odisha

Mechanized mining at Quarry-D, South Kaliapani Chromite Mine - excavation of overburden, chrome ore and transportation of OB, sub-grade and ore to dump and stacking yards

EXCAVATION QTY	TENURE	YEAR OF AWARD
1,33,90,999 BCM	48 months	2022

Odisha Mining Corporation Ltd

Kurmitar Iron Ore Mine, Odisha

Re-handling of waste dump, screening and processing of iron ore, transportation, loading, and integrated mining support operations

TARGET QTY	TENURE	YEAR OF AWARD
83,40,000 MT	60 months	2022



Business Segment - Transportation

End-to-end logistics solutions ensuring reliable, efficient and scalable movement of materials



Bulk Material Transportation

Efficient movement of large volumes of minerals and industrial materials across key routes.

Optimized for Bulk Movement



First-Mile to Last-Mile Connectivity

Seamless transportation solutions covering mine dispatch to end-destination delivery.


End-to-End Connectivity



Fleet-Led Operations

Operations driven by a diversified fleet of heavy vehicles ensuring reliability and scale.

Diversified Heavy Fleet

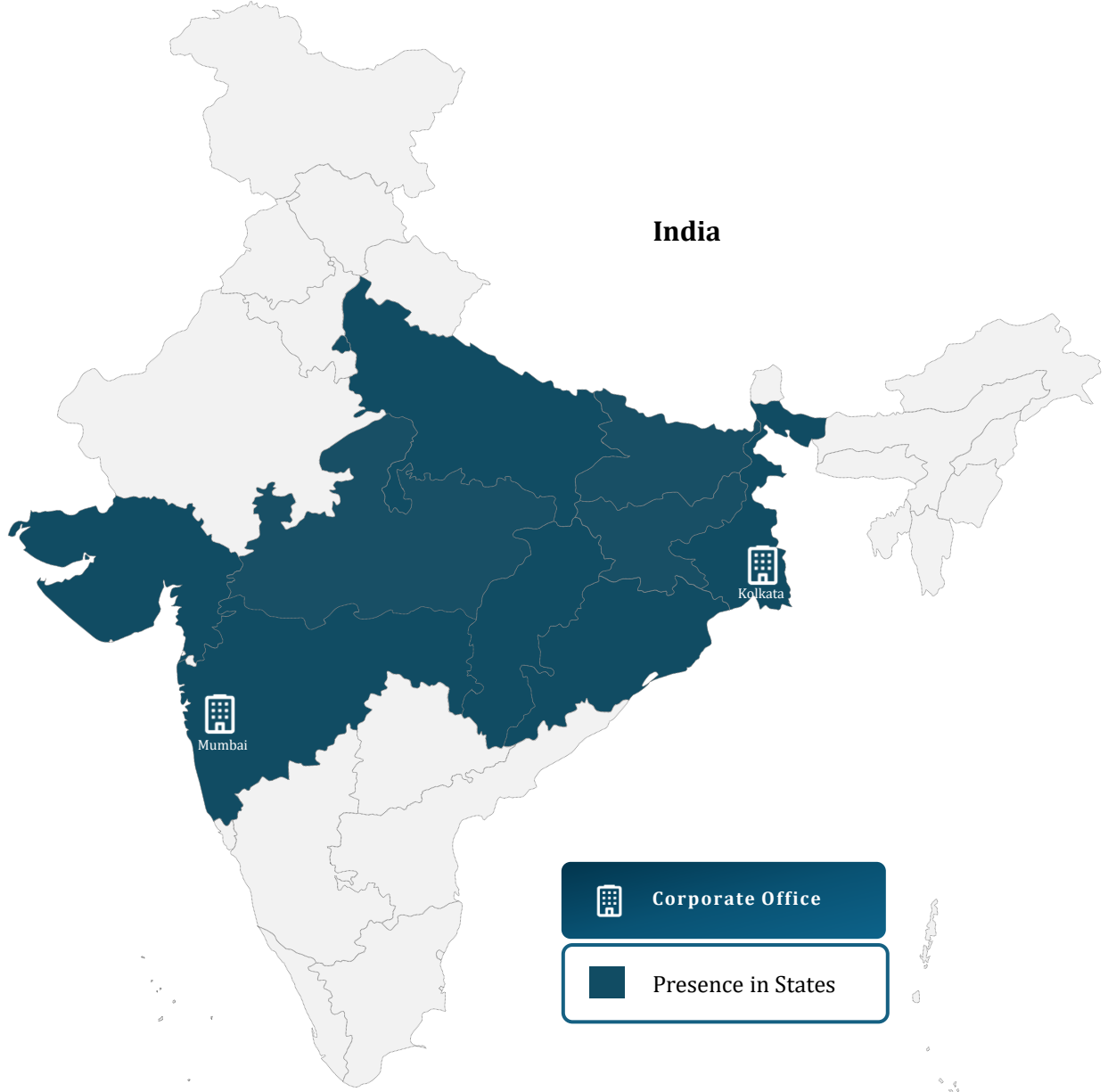


Dispatch Coordination & Scheduling

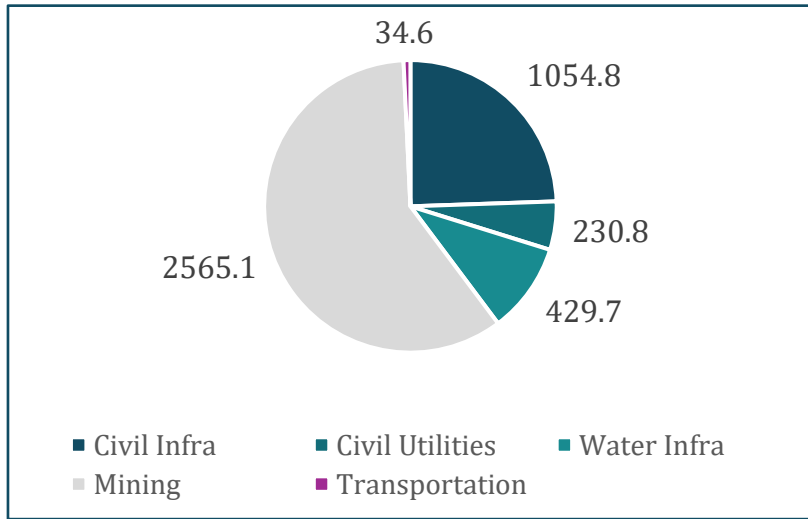
Coordinated handling of large dispatch volumes with optimized turnaround times.

Optimized Turnaround Times

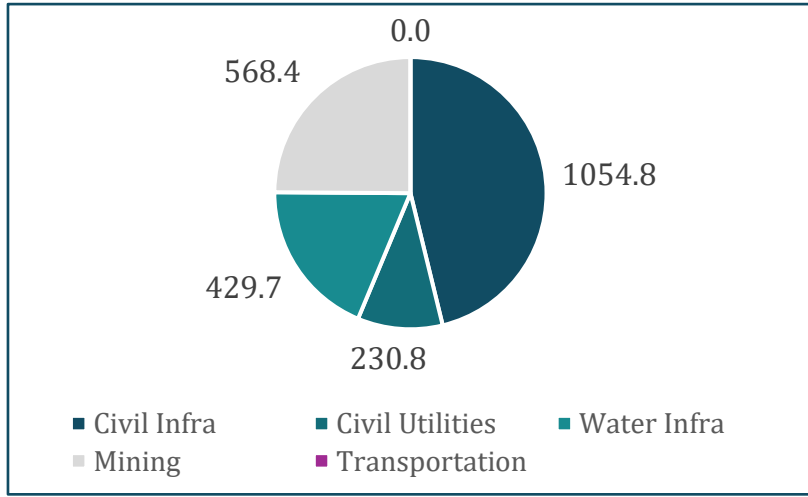
Strong Pan-India Presence



Consolidated Order Book (INR Crs)



Standalone Order Book (INR Crs)



*As on 31st March 2026

Delivering Excellence Across Clients



Ongoing Projects

Installation of Transformer & Switchyard, West Bengal



Train Control Communication System Work for Southeastern Railway



Mining Project (Kandoi Transport)



Sewerage network & pumping station work in Bhubaneswar, Odisha



Hydrotest Checking at Lingipur



Civil Works Project



Jal Jeevan Mission, Uttar Pradesh




Civil Work - NH-2, Varanasi-Aurangabad



Completed Projects

Supply & Installation of Gas Insulated Switchgear, West Bengal



400 KV DC Twin Moose Transmission Line, Chittorgarh to Bhilwara



Laying of HDD, Assam



Power Supply for Rural Electrification, Bokaro, Jharkhand



RCC Overhead Water Tank, Hazaribagh, Jharkhand



Leak Detection & Rehabilitation Feasibility, West Bengal



Consistent Recognition Across Industry Platforms

Awards & Accreditations



Life at Ganesh



Christmas Celebrations



Ganesh Chaturthi Celebrations



Award Ceremony



Holi Celebrations



Annual Meet



Women's Day Celebrations



Employee Get Together



Birthday Celebrations

Thank You

Company :



Ganesh Infraworld Ltd

CIN: L46620WB2024PLC268366

Email ID: cs@ganeshinfra.com

Tel: +91-033-46041066

+91-033-35403256

Website: www.ganeshinfra.com

Investor Relations Partner :



X-B4 Advisory LLP

Rasika Sawant / Gautam Kothari

Tel: +91 95944 57518 / 7977616640

Email ID: rasika@x-b4.com /

gautam@x-b4.com

Website: www.x-b4.com
