

To,
Listing Manager,
The National Stock Exchange of India Ltd.,
(Through NEAPS)
Symbol: EMIL
Series: EQ
ISIN: INE02YR01019

The Secretary,
BSE Limited,
(Through BSE Listing Centre)
Scrip Code: 543626

Dear Sir/Madam,

Sub: Outcome of the Board Meeting dated 11th November 2024.

Pursuant to Regulations 30 and 33 of the SEBI (Listing Obligations and Disclosure Requirements) Regulations, 2015, this is to inform you that the Board of Directors of the Company, at their meeting held on 11th November 2024, has inter-alia approved the Un-audited (Standalone and Consolidated) Financial Results of the Company for the First Half-Year and Second Quarter ended 30th September 2024.

Please find enclosed a copy of the said Unaudited (Standalone and Consolidated) Financial Results dated 11th November 2024 along with the limited review report issued by the Company's Statutory Auditor, **Walker Chandiook & Co. LLP**. The Board Meeting commenced at 12:30 P.M. and concluded at 01:10 P.M.


We request that you kindly take the above information on record.

Thanking You,

For and on behalf of **Electronics Mart India Limited**


Rajiv Kumar

Company Secretary and Compliance Officer



Date: 11th November 2024

Place: Hyderabad

Walker Chandiook & Co LLP

Unit No – 1, 10th Floor,
My Home Twitza, APIIC,
Hyderabad Knowledge City,
Raidurg (Panmaktha) Village,
Serilingampally Mandal,
Ranga Reddy District,
Hyderabad – 500 081
Telangana

T +91 40 4859 7178

F +91 40 6630 8230

Independent Auditor's Review Report on Standalone Unaudited Quarterly Financial Results and Year to Date Results of the Company pursuant to the Regulation 33 of the SEBI (Listing Obligations and Disclosure Requirements) Regulations, 2015 (as amended)

To the Board of Directors of Electronics Mart India Limited

1. We have reviewed the accompanying statement of unaudited standalone financial results ('the Statement') of Electronics Mart India Limited ('the Company') for the quarter ended 30 September 2024 and the year to date results for the period 1 April 2024 to 30 September 2024, being submitted by the Company pursuant to the requirements of Regulation 33 of the SEBI (Listing Obligations and Disclosure Requirements) Regulations, 2015 (as amended) ('Listing Regulations').
2. The Statement, which is the responsibility of the Company's management and approved by the Company's Board of Directors, has been prepared in accordance with the recognition and measurement principles laid down in Indian Accounting Standard 34, Interim Financial Reporting ('Ind AS 34'), prescribed under Section 133 of the Companies Act, 2013 ('the Act'), and other accounting principles generally accepted in India and is in compliance with the presentation and disclosure requirements of Regulation 33 of the Listing Regulations. Our responsibility is to express a conclusion on the Statement based on our review.
3. We conducted our review of the Statement in accordance with the Standard on Review Engagements (SRE) 2410, Review of Interim Financial Information Performed by the Independent Auditor of the Entity, issued by the Institute of Chartered Accountants of India. A review of interim financial information consists of making inquiries, primarily of persons responsible for financial and accounting matters, and applying analytical and other review procedures. A review is substantially less in scope than an audit conducted in accordance with the Standards on Auditing specified under Section 143(10) of the Act, and consequently, does not enable us to obtain assurance that we would become aware of all significant matters that might be identified in an audit. Accordingly, we do not express an audit opinion.

Walker Chandiook & Co LLP

4. Based on our review conducted as above, nothing has come to our attention that causes us to believe that the accompanying Statement, prepared in accordance with the recognition and measurement principles laid down in Ind AS 34, prescribed under Section 133 of the Act, and other accounting principles generally accepted in India, has not disclosed the information required to be disclosed in accordance with the requirements of Regulation 33 of the SEBI (Listing Obligations and Disclosure Requirements) Regulations, 2015 (as amended), including the manner in which it is to be disclosed, or that it contains any material misstatement.

For Walker Chandiook & Co LLP

Chartered Accountants

Firm Registration No: 001076N/N500013

SANJAY
KUMAR JAIN

Digitally signed by
SANJAY KUMAR JAIN
Date: 2024.11.11
13:08:49 +05'30'

Sanjay Kumar Jain

Partner

Membership No. 207660

UDIN: 24207660BKERLV9241

Place: Hyderabad

Date: 11 November 2024

Electronics Mart India Limited

Regd. Office: D. No.: 6-1-91, Shop No. 10, Ground Floor, Telephone Bhavan, Secretariat Road, Saifabad, Hyderabad, Telangana – 500 004
 Corporate Office: M. No. 6-3-666/A1 To 7 - 3rd and 4th floor, Opp. NIMS Hospital, Panjagutta Main Road, Hyderabad, Telangana – 500 082
 Corporate Identity Number:L52605TG2018PLC126593; Tel.Nos.040-2324 2512;
 E-mail I.D: communications@bajajelectronics.in; Website:www.electronicmartindia.com

STATEMENT OF UNAUDITED STANDALONE FINANCIAL RESULTS FOR THE QUARTER AND HALF YEAR ENDED 30 SEPTEMBER 2024

(Amount in millions of ₹ unless otherwise stated)

Sl. No.	Particulars	Quarter ended			Half Year ended		Year ended
		30.09.2024 (Unaudited)	30.06.2024 (Unaudited)	30.09.2023 (Unaudited)	30.09.2024 (Unaudited)	30.09.2023 (Unaudited)	31.03.2024 (Audited)
1	Revenue from operations	13,860.96	19,749.39	13,030.43	33,610.35	29,866.60	62,854.06
2	Other Income	23.77	21.71	24.78	45.48	49.75	100.44
	Total Income (1+2)	13,884.73	19,771.10	13,055.21	33,655.83	29,916.35	62,954.50
3	Expenses						
	(a) Purchases of stock-in-trade	14,369.98	14,412.47	12,058.22	28,782.45	25,109.41	55,664.12
	(b) Changes in inventories of stock-in-trade	(2,470.63)	2,396.98	(984.62)	(73.65)	343.36	(1,957.42)
	(c) Employee benefits expense	282.79	331.07	260.02	613.86	536.33	1,114.82
	(d) Finance costs	224.72	285.55	234.85	510.27	505.45	1,076.73
	(e) Depreciation and amortisation expense	313.25	301.48	254.83	614.73	500.96	1,056.86
	(f) Other expenses	839.39	1,070.97	730.67	1,910.36	1,611.82	3,537.39
	Total Expenses	13,559.50	18,798.52	12,553.97	32,358.02	28,607.33	60,492.50
4	Profit before tax (1+2-3)	325.23	972.58	501.24	1,297.81	1,309.02	2,462.00
5	Tax expense:						
	(a) Current tax	97.58	294.28	157.90	391.86	374.37	688.73
	(b) Deferred tax benefit	(17.84)	(46.65)	(30.43)	(64.49)	(41.75)	(66.56)
6	Profit for the period/year (4-5)	245.49	724.95	373.77	970.44	976.40	1,839.83
7	Other comprehensive income/(loss)						
	(i) Remeasurement gain/(loss) on the defined benefit plans, net of income taxes	3.51	3.50	1.00	7.01	1.99	14.02
8	Total comprehensive income for the period/year (6+7)	249.00	728.45	374.77	977.45	978.39	1,853.85
9	Paid-up equity share capital	3,847.49	3,847.49	3,847.49	3,847.49	3,847.49	3,847.49
10	Other equity						9,850.00
11	Earnings per equity share (EPES) (refer note 5) (Face value of ₹ 10/- each)						
	- Basic (in absolute ₹ terms)	0.64	1.88	0.97	2.52	2.54	4.78
	- Diluted (in absolute ₹ terms)	0.64	1.88	0.97	2.52	2.54	4.78


See accompanying notes to the standalone financial results.



Statement of Standalone Assets and Liabilities

(Amount in millions of ₹ unless otherwise stated)

Sl. No.	Particulars	As at	
		30.09.2024 (Unaudited)	31.03.2024 (Audited)
A	ASSETS		
1	Non - Current Assets		
	(a) Property, plant and equipment	6,881.25	6,022.35
	(b) Right-of-use assets	8,041.35	7,523.81
	(c) Capital work-in-progress	579.80	449.38
	(d) Intangible assets	16.29	17.37
	(e) Financial Assets		
	i) Investments	1.10	1.10
	ii) Other financial assets	622.97	503.03
	(f) Deferred tax assets (net)	381.65	317.16
	(g) Non-current tax assets (net)	84.34	60.87
	(h) Other non-current assets	465.01	280.31
	Total non-current assets	17,073.76	15,175.38
2	Current Assets		
	(a) Inventories	9,766.41	9,692.76
	(b) Financial assets		
	i) Trade receivables	1,239.69	1,814.19
	ii) Cash and cash equivalents	467.54	836.70
	iii) Loans	16.79	15.26
	vi) Other financial assets	30.57	39.60
	(c) Other current assets	2,072.89	2,999.58
	Total current assets	13,593.89	15,398.09
	Total Assets	30,667.65	30,573.47
B	EQUITY AND LIABILITIES		
1	Equity		
	(a) Equity Share Capital	3,847.49	3,847.49
	(b) Other equity	10,842.09	9,850.00
	Total equity	14,689.58	13,697.49
2	Non - Current Liabilities		
	(a) Financial liabilities		
	i) Borrowings	1,355.19	979.80
	ii) Lease liabilities	8,757.83	8,096.50
	(b) Provisions	3.67	2.44
	Total non-current liabilities	10,116.69	9,078.74
3	Current Liabilities		
	(a) Financial liabilities		
	i) Borrowings	4,278.91	6,148.26
	ii) Lease liabilities	506.04	473.96
	iii) Trade Payables		
	(a) total outstanding dues of micro and small enterprises	14.94	5.68
	(b) total outstanding dues other than (iii) (a) above	538.33	424.39
	iv) Other financial liabilities	201.71	183.78
	(b) Other current liabilities	222.02	377.43
	(c) Provisions	8.31	130.38
	(d) Current tax liabilities (net)	91.12	53.36
	Total current liabilities	5,861.38	7,797.24
	Total Equity and Liabilities	30,667.65	30,573.47



Statement of Standalone Cash Flows for the half year period ended 30 September 2024

(Amount in millions of ₹ unless otherwise stated)

Particulars	For the half year period ended	
	30.09.2024 (Unaudited)	30.09.2023 (Unaudited)
Cash flows from operating activities		
Profit before tax	1,297.81	1,309.02
Adjustments to reconcile profit before tax to net cash flows:		
Depreciation and amortisation expense	614.73	500.96
Provision for employee benefits	8.23	7.00
Bad debts written-off	16.00	0.89
Gain on de-recognition of lease assets	(1.03)	(0.91)
Provision for Property, Plant and Equipment written off	6.16	-
Interest expense	492.96	490.28
Interest income	(30.74)	(48.50)
Operating cash flows before changes in working capital	2,404.12	2,258.74
Adjustment for changes in working capital:		
Increase in loans	(1.53)	(0.46)
Decrease in other assets	926.69	1,022.84
(Increase)/Decrease in inventories	(73.65)	343.45
Decrease/(Increase) in trade receivables	558.50	(24.97)
Increase in other financial assets	(104.97)	(616.73)
Increase in trade payables	123.22	132.81
Increase/(Decrease) in financial liabilities	24.38	(51.00)
(Decrease)/Increase in other current liabilities and provisions	(277.47)	4.99
Cash generated from operations	3,579.29	3,069.67
Income taxes paid, net	(377.57)	(257.12)
Net cash generated from operating activities	3,201.72	2,812.55
Cash flows from investing activities		
Purchase of property, plant and equipment, including intangible assets	(1,277.28)	(572.76)
Security deposits towards right-of-use assets	(46.16)	(28.53)
Movement in other bank balances	(0.95)	547.28
Interest income received	25.75	44.51
Net cash used in investing activities	(1,298.64)	(9.50)
Cash flows from financing activities		
Proceeds from long-term borrowings	547.08	-
Repayment of long-term borrowings	(142.47)	(124.84)
Repayment of short-term borrowings, net	(1,898.57)	(3,538.04)
Payment of lease liability	(203.60)	(143.92)
Interest paid	(574.68)	(498.90)
Net cash used in from financing activities	(2,272.24)	(4,305.70)
Net decrease in cash and cash equivalents	(369.16)	(1,502.65)
Cash and cash equivalents at the beginning of the period	836.70	2,007.97
Cash and cash equivalents at the end of the period	467.54	505.32
Components of cash and cash equivalents at end of the period		
Cash on hand	109.02	222.91
Balances with banks	56.42	15.66
Deposits with original maturity of less than 3 months	302.10	266.75
Total cash and cash equivalents	467.54	505.32




Notes:

- 1 The unaudited standalone financial results for the quarter ended 30 September 2024 and year to date results for the period 1 April 2024 to 30 September 2024 were reviewed by the Audit Committee and approved by the Board of Directors of the Company at their meetings held on 11 November 2024.
- 2 The unaudited standalone financial results for the quarter ended 30 September 2024 and year to date results for the period 1 April 2024 to 30 September 2024 presented were subjected to a "Limited Review" by the Statutory Auditors of the Company. An unqualified review report was issued by them thereon.
- 3 These unaudited standalone financial results have been prepared in accordance with the recognition and measurement principles laid down in Indian Accounting Standards (Ind AS) prescribed under Section 133 of the Companies Act, 2013 ('the Act') read with the relevant rules issued thereunder, other accounting principles generally accepted in India and is in compliance with the presentation and disclosure requirements of regulation 33 of SEBI (Listing Obligations and Disclosure Requirements) Regulations, 2015 (as amended).
- 4 The Company operates in a single reportable segment viz retail and wholesale sales of consumer durable and electronics products through its retail stores and online platforms. The Chief Operating Decision Maker ('CODM') reviews the results as a whole when making decisions about allocating resources and assessing performance of the Company.
- 5 The EPES for quarters and half years are not annualized.

Place : Hyderabad
Date : 11 November 2024

By Order of the Board
For Electronics Mart India Limited



Karan Bajaj
Wholtime Director & Chief Executive Officer
DIN: 07899639

Walker ChandioK & Co LLP

Unit No – 1, 10th Floor,
My Home Twitza, APIIC,
Hyderabad Knowledge City,
Raidurg (Panmaktha) Village,
Serilingampally Mandal,
Ranga Reddy District,
Hyderabad – 500 081
Telangana

T +91 40 4859 7178

F +91 40 6630 8230

Independent Auditor's Review Report on Consolidated Unaudited Quarterly Financial Results and Year to Date Results of the Company pursuant to the Regulation 33 of the SEBI (Listing Obligations and Disclosure Requirements) Regulations, 2015 (as amended)

To the Board of Directors of Electronics Mart India Limited

1. We have reviewed the accompanying statement of unaudited consolidated financial results ('the Statement') of Electronics Mart India Limited ('the Holding Company') and its subsidiaries i.e. Cloudnine Retail Private Limited and EMIL CSR Foundation (the Holding Company and its subsidiaries together referred to as 'the Group'), for the quarter ended 30 September 2024 and the consolidated year to date results for the period 1 April 2024 to 30 September 2024, being submitted by the Holding Company pursuant to the requirements of Regulation 33 of the SEBI (Listing Obligations and Disclosure Requirements) Regulations, 2015 (as amended) ('Listing Regulations').
2. This Statement, which is the responsibility of the Holding Company's management and approved by the Holding Company's Board of Directors, has been prepared in accordance with the recognition and measurement principles laid down in Indian Accounting Standard 34, Interim Financial Reporting ('Ind AS 34'), prescribed under Section 133 of the Companies Act, 2013 ('the Act'), and other accounting principles generally accepted in India and is in compliance with the presentation and disclosure requirements of Regulation 33 of the Listing Regulations. Our responsibility is to express a conclusion on the Statement based on our review.
3. We conducted our review of the Statement in accordance with the Standard on Review Engagements (SRE) 2410, Review of Interim Financial Information Performed by the Independent Auditor of the Entity, issued by the Institute of Chartered Accountants of India. A review of interim financial information consists of making inquiries, primarily of persons responsible for financial and accounting matters, and applying analytical and other review procedures. A review is substantially less in scope than an audit conducted in accordance with the Standards on Auditing specified under Section 143(10) of the Act, and consequently, does not enable us to obtain assurance that we would become aware of all significant matters that might be identified in an audit. Accordingly, we do not express an audit opinion.

We also performed procedures in accordance with the SEBI Circular CIR/CFD/CMD1/44/2019 dated 29 March 2019 issued by the SEBI under Regulation 33 (8) of the Listing Regulation, to the extent applicable.

Walker Chandiook & Co LLP

4. Based on our review conducted and procedures performed as stated in paragraph 3 above, nothing has come to our attention that causes us to believe that the accompanying Statement, prepared in accordance with the recognition and measurement principles laid down in Ind AS 34, prescribed under Section 133 of the Act, and other accounting principles generally accepted in India, has not disclosed the information required to be disclosed in accordance with the requirements of Regulation 33 of the SEBI (Listing Obligations and Disclosure Requirements) Regulations, 2015 (as amended), including the manner in which it is to be disclosed, or that it contains any material misstatement.

For Walker Chandiook & Co LLP

Chartered Accountants

Firm Registration No: 001076N/N500013

**SANJAY
KUMAR JAIN**

Digitally signed by
SANJAY KUMAR JAIN
Date: 2024.11.11
13:09:23 +05'30'

Sanjay Kumar Jain

Partner

Membership No. 207660

UDIN: 24207660BKERLU5614

Place: Hyderabad

Date: 11 November 2024

Electronics Mart India Limited


Regd. Office: D. No.: 6-1-91, Shop No. 10, Ground Floor, Telephone Bhavan, Secretariat Road, Saifabad, Hyderabad, Telangana – 500 004
Corporate Office: M. No. 6-3-666/A1 To 7 - 3rd and 4th floor, Opp. NIMS Hospital, Panjagutta Main Road, Hyderabad, Telangana – 500 082
Corporate Identity Number: L52605TG2018PLC126593; Tel. Nos. 040-2324 2512;
E-mail I.D: communications@bajajelectronics.in; Website: www.electronicmartindia.com

STATEMENT OF UNAUDITED CONSOLIDATED FINANCIAL RESULTS FOR THE QUARTER AND HALF YEAR ENDED 30 SEPTEMBER 2024

(Amount in millions of ₹ unless otherwise stated)

Sl. No.	Particulars	Quarter ended			Half Year ended		Year ended
		30.09.2024 (Unaudited)	30.06.2024 (Unaudited)	30.09.2023 (Unaudited)	30.09.2024 (Unaudited)	30.09.2023 (Unaudited)	31.03.2024 (Audited)
1	Revenue from operations	13,860.96	19,749.39	13,030.43	33,610.35	29,866.60	62,854.06
2	Other Income	23.85	21.76	24.82	45.61	49.80	100.73
	Total Income (1+2)	13,884.81	19,771.15	13,055.25	33,655.96	29,916.40	62,954.79
3	Expenses						
	(a) Purchases of stock-in-trade	14,369.98	14,412.47	12,058.22	28,782.45	25,109.41	55,664.12
	(b) Changes in inventories of stock-in-trade	(2,470.63)	2,396.98	(984.62)	(73.65)	343.36	(1,957.42)
	(c) Employee benefits expense	282.79	331.07	260.02	613.86	536.33	1,114.82
	(d) Finance costs	224.72	285.55	234.85	510.27	505.45	1,076.73
	(e) Depreciation and amortisation expense	313.27	301.46	254.84	614.73	500.96	1,056.86
	(f) Other expenses	839.52	1,071.11	730.71	1,910.63	1,611.93	3,538.04
	Total Expenses	13,559.65	18,798.64	12,554.02	32,358.29	28,607.44	60,493.15
4	Profit before tax (1+2-3)	325.16	972.51	501.23	1,297.67	1,308.96	2,461.64
5	Tax expense						
	(a) Current tax	97.58	294.28	157.90	391.86	374.37	688.73
	(b) Deferred tax benefit	(17.84)	(46.65)	(30.43)	(64.49)	(41.75)	(66.56)
6	Profit for the period/year attributable to Shareholders of the Holding Company (4-5)	245.42	724.88	373.76	970.30	976.34	1,839.47
7	Other Comprehensive income/(loss)						
	(i) Remeasurement gain/(loss) on the defined benefit plans, net of income taxes	3.51	3.50	1.00	7.01	1.99	14.02
8	Total Comprehensive Income for the period/year attributable to Shareholders of the Holding Company(6+7)	248.93	728.38	374.76	977.31	978.33	1,853.49
9	Paid-up Equity Share Capital (Face value of ₹10/- each)	3,847.49	3,847.49	3,847.49	3,847.49	3,847.49	3,847.49
10	Other equity						9,849.10
11	Earnings per equity share (EPES) (refer note 5) (Face value of ₹10/- each)						
	- Basic (in absolute ₹ terms)	0.64	1.88	0.97	2.52	2.54	4.78
	- Diluted (in absolute ₹ terms)	0.64	1.88	0.97	2.52	2.54	4.78

See accompanying notes to the consolidated financial results.



Statement of Consolidated Assets and Liabilities

(Amount in millions of ₹ unless otherwise stated)

Sl. No.	Particulars	As at	
		30.09.2024 (Unaudited)	31.03.2024 (Audited)
A	ASSETS		
1	Non - current assets		
	(a) Property, plant and equipment	6,881.25	6,022.35
	(b) Right-of-use assets	8,041.35	7,523.81
	(c) Capital work-in-progress	579.80	449.38
	(d) Intangible assets	16.29	17.37
	(e) Financial Assets		
	i) Other financial assets	623.60	503.66
	(f) Deferred tax assets (net)	381.65	317.16
	(g) Non-current tax assets (net)	84.22	60.89
	(h) Other non-current assets	465.01	280.31
	Total non-current assets	17,073.17	15,174.93
2	Current assets		
	(a) Inventories	9,766.41	9,692.76
	(b) Financial assets		
	i) Trade receivables	1,239.69	1,814.19
	ii) Cash and cash equivalents	487.58	854.74
	iii) Loans	16.79	15.26
	vi) Other financial assets	30.61	39.66
	(c) Other current assets	2,072.40	2,999.34
	Total current assets	13,613.48	15,415.95
	Total Assets	30,686.65	30,590.88
B	EQUITY AND LIABILITIES		
1	Equity		
	(a) Equity Share Capital	3,847.49	3,847.49
	(b) Other equity	10,841.05	9,849.10
	Total Equity	14,688.54	13,696.59
2	Non - current liabilities		
	(a) Financial liabilities		
	i) Borrowings	1,355.19	979.80
	ii) Lease liabilities	8,757.83	8,096.50
	(b) Provisions	3.67	2.44
	Total non-current liabilities	10,116.69	9,078.74
3	Current liabilities		
	(a) Financial liabilities		
	i) Borrowings	4,278.91	6,148.26
	ii) Lease liabilities	506.04	473.96
	iii) Trade Payables		
	(a) total outstanding dues of micro and small enterprises	14.94	5.68
	(b) total outstanding dues other than (iii) (a) above	538.75	424.82
	iv) Other financial liabilities	201.71	183.78
	(b) Other current liabilities	241.64	395.31
	(c) Provisions	8.31	130.38
	(d) Current tax liabilities (net)	91.12	53.36
	Total current liabilities	5,881.42	7,815.55
	Total Equity and Liabilities	30,686.65	30,590.88



Statement of Consolidated Cash Flows for the half year period ended 30 September 2024

(Amount in millions of ₹ unless otherwise stated)


Particulars	For the half year period ended	
	30.09.2024 (Unaudited)	30.09.2023 (Unaudited)
Cash flows from operating activities		
Profit before tax	1,297.67	1,308.96
Adjustments to reconcile profit before tax to net cash flows:		
Depreciation and amortisation expense	614.73	500.96
Provision for employee benefits	8.23	7.00
Bad debts written-off	16.00	0.89
Provision for Property, Plant and Equipment written off	6.16	-
Gain on de-recognition of lease assets	(1.03)	(0.91)
Interest expense	492.96	490.28
Interest income	(30.87)	(48.55)
Operating cash flows before changes in working capital	2,403.85	2,258.63
Adjustment for changes in working capital:		
Increase in loans	(1.53)	(0.46)
Decrease in other assets	926.94	1,023.02
(Increase)/Decrease in inventories	(73.65)	343.45
Decrease/(Increase) in trade receivables	558.50	(24.97)
Increase in other financial assets	(104.97)	(616.74)
Increase in trade payables	123.19	132.81
Increase/(Decrease) in financial liabilities	24.38	(51.06)
Decrease in other current liabilities and provisions	(275.73)	(9.48)
	1,177.13	796.57
Cash generated from operations	3,580.98	3,055.20
Income taxes paid	(377.43)	(257.12)
Net cash generated from operating activities	3,203.55	2,798.08
Cash flows from investing activities		
Purchase of property, plant and equipment, including intangible assets	(1,277.28)	(572.76)
Security deposits towards right-of-use-assets	(46.16)	(28.53)
Movement in other bank balances	(0.95)	547.29
Interest income received	25.90	44.51
Net cash used in investing activities	(1,298.49)	(9.49)
Cash flows from financing activities		
Repayment of long-term borrowings	(142.47)	(124.84)
Proceeds from long-term borrowings	547.08	-
Repayment of short-term borrowings, net	(1,898.57)	(3,538.04)
Payment of lease liability	(203.60)	(141.75)
Interest paid	(574.66)	(498.90)
Net cash used in from financing activities	(2,272.22)	(4,303.53)
Net decrease in cash and cash equivalents	(367.16)	(1,514.94)
Cash and cash equivalents at the beginning of the period	854.74	2,031.57
Cash and cash equivalents at the end of the period	487.58	516.63
Components of cash and cash equivalents at the end of the period		
Cash on hand	113.06	224.22
Balances with banks	56.42	15.66
Deposits with maturity less than 3 months	318.10	276.75
Total cash and cash equivalents	487.58	516.63



Notes:

- 1 The unaudited consolidated financial results for the quarter ended 30 September 2024 and year to date results for the period 1 April 2024 to 30 September 2024 were reviewed by the Audit Committee and approved by the Board of Directors of the Holding Company at their meetings held on 11 November 2024.
- 2 The unaudited consolidated financial results for the quarter ended 30 September 2024 and year to date results for the period 1 April 2024 to 30 September 2024 presented were subjected to a "Limited Review" by the Statutory Auditors of the Holding Company. An unqualified review report was issued by them thereon.
- 3 These unaudited consolidated financial results have been prepared in accordance with the recognition and measurement principles laid down in the Indian Accounting Standards (Ind AS) prescribed under Section 133 of the Companies Act, 2013 ('the Act') read with the relevant rules issued thereunder, other accounting principles generally accepted in India and is in compliance with the presentation and disclosure requirements of regulation 33 of SEBI (Listing Obligations and Disclosure Requirements) Regulations, 2015 (as amended).
- 4 The Group operates in a single reportable segment viz retail and wholesale sales of consumer durable and electronics products through its retail stores and online platforms. The Chief Operating Decision Maker ('CODM') reviews the results as a whole when making decisions about allocating resources and assessing performance of the Group.
- 5 The EPES for quarters and half years are not annualized.

By Order of the Board
For **Electronics Mart India Limited**



Karan Bajaj
Wholtime Director & Chief Executive Officer
DIN: 07899639

Place : Hyderabad
Date : 11 November 2024