

CO:IRD:2024:25:201

Date: 17th October, 2024

National Stock Exchange of India Limited Listing Department, Exchange Plaza, Plot No. C/1, 'G' Block, Bandra-Kurla Complex, Bandra (East), Mumbai-400 051 Scrip Code-CENTRALBK	BSE Limited Corporate Relationship Dept., Phiroze Jeejeebhoy Towers, Dalal Street, Fort, Mumbai-400 001 Scrip Code-532 885
---	---

Dear Sir/Madam,

Sub: Outcome of Board Meeting of the Bank held on 17th October, 2024.

Pursuant to Regulation 30 of SEBI (LODR) Regulations, 2015, we wish to inform that the Board of Directors of Bank at their meeting held today i.e. Thursday, 17th October, 2024 at Mumbai inter-alia considered and approved the unaudited standalone and consolidated financial results of the Bank for the Second Quarter and Half Year ended 30th September, 2024.

Further, pursuant to Regulations 33, 52 and other applicable provisions of the SEBI (LODR) Regulations 2015, we enclose herewith the following documents:-

- ✓ Copy of the unaudited standalone and consolidated financial results of the Bank along with Auditors Limited Review Report thereon, for the Second Quarter and Half Year ended 30th September, 2024
- ✓ Declaration on Audit report with unmodified opinion for quarter ended 30.09.2024 [Regulation 33 (3) of SEBI (LODR), Regulations, 2015]
- ✓ Statement of deviation(s) or variation(s) for quarter ended 30.09.2024 - [Regulation 32(1), 52(7) & 52(7A) of SEBI (LODR), Regulations, 2015]
- ✓ Security Cover Certificate as on 30.09.2024 - [Regulation 54 of SEBI (LODR), Regulations, 2015]
- ✓ Disclosure of Related Party Transactions for quarter ended 30.09.2024 - [Regulation 23 (9) of SEBI (LODR) Regulation, 2015]

The meeting of Board of Directors commenced at 11.30 PM and concluded at 01:15 PM.

Please take the above on your record.

Thanking you.

Yours faithfully,
For **Central Bank of India**

CHANDRAKANT BHAGWAT
Company Secretary & Compliance officer

Encl.: As above

Unaudited Standalone Financial Results for the Quarter and Half Year ended September 30, 2024

		(₹ in Lakh)					
	Particulars	Standalone					
		Quarter Ended			Half Year Ended		Year Ended
		30.09.2024	30.06.2024	30.09.2023	30.09.2024	30.09.2023	31.03.2024
	Unaudited	Unaudited	Unaudited	Unaudited	Unaudited	Audited	
1	Interest earned (a) + (b) + (c) + (d)	8,20,262	8,33,479	7,35,066	16,53,741	14,57,594	30,72,223
	(a) Interest/discount on advances/bills	5,40,204	5,40,205	4,73,032	10,80,409	9,23,462	19,70,716
	(b) Income on investments	2,54,675	2,46,330	2,33,438	5,01,005	4,61,457	9,51,039
	(c) Interest on balances with Reserve Bank of India and other inter bank funds	24,404	24,833	27,098	49,237	60,161	1,12,029
	(d) Others	979	22,111	1,498	23,090	12,514	38,439
2	Other Income	1,64,670	1,16,513	1,06,126	2,81,183	2,01,990	4,71,128
A	TOTAL INCOME (1+2)	9,84,932	9,49,992	8,41,192	19,34,924	16,59,584	35,43,351
3	Interest Expended	4,79,214	4,78,706	4,32,297	9,57,920	8,37,232	17,82,591
4	Operating Expenses (e) + (f)	2,89,225	2,71,975	2,55,851	5,61,200	4,85,520	10,24,492
	(e) Employees cost	1,82,705	1,71,364	1,43,620	3,54,069	2,92,609	6,31,215
	(f) Other operating expenses	1,06,520	1,00,611	1,12,231	2,07,131	1,92,911	3,93,277
B	TOTAL EXPENDITURE (3)+(4) (excluding Provisions and Contingencies)	7,68,439	7,50,681	6,88,148	15,19,120	13,22,752	28,07,083
C	OPERATING PROFIT (A-B) (Profit before Provisions & Contingencies)	2,16,493	1,99,311	1,53,044	4,15,804	3,36,832	7,36,268
D	Provisions (other than tax) and Contingencies.#	59,806	1,19,085	96,734	1,78,891	1,78,023	3,30,930
	(Of which: provisions for Non-Performing Assets)	34,062	1,32,167	1,92,669	1,66,229	2,16,803	3,39,139
E	Exceptional Items	-	-	-	-	-	-
F	Profit/(Loss) from Ordinary Activities before Tax (C-D-E)	1,56,687	80,226	56,310	2,36,913	1,58,809	4,05,338
G	Tax Expenses	65,403	(7,768)	(4,233)	57,635	56,423	1,50,432
H	Net Profit / (Loss) from Ordinary Activities After Tax (F-G)	91,284	87,994	60,543	1,79,278	1,02,386	2,54,906
I	Extraordinary items (net of tax expense)	-	-	-	-	-	-
J	Net Profit / (Loss) for the period (H-I)	91,284	87,994	60,543	1,79,278	1,02,386	2,54,906
5	Paid-up equity share capital (Face value of ₹ 10/- per share)	8,68,094	8,68,094	8,68,094	8,68,094	8,68,094	8,68,094
6	Reserves excluding revaluation reserves (as per balance sheet of previous accounting year)	-	-	-	-	-	19,38,231
7	Analytical Ratios						
(i)	Percentage of shares held by Government of India	93.08%	93.08%	93.08%	93.08%	93.08%	93.08%
	Capital Adequacy Ratio-Basel III (%)*	16.27%	15.68%	14.82%	16.27%	14.82%	15.08%
(ii)	(a) CET 1 Ratio (%)*	14.01%	13.36%	12.14%	14.01%	12.14%	12.46%
	(b) Additional Tier 1 Ratio (%)	-	-	-	-	-	-
(iii)	(a) Basic Earning per Share (in ₹) before and after Extraordinary Items, Net of Tax Expense [not annualised]	1.05	1.01	0.70	2.07	1.18	2.94
	(b) Diluted Earning per Share (in ₹) before and after Extraordinary Items, Net of Tax Expense [not annualised]	1.05	1.01	0.70	2.07	1.18	2.94
(iv)	(a) Amount of Gross Non-performing Assets	11,60,425	11,38,761	10,66,603	11,60,425	10,66,603	11,34,034
	(b) Amount of Net Non-Performing Assets	1,67,397	1,77,112	3,66,422	1,67,397	3,66,422	3,00,195
	(c) % of Gross Non-performing Assets	4.59%	4.54%	4.62%	4.59%	4.62%	4.50%
	(d) % of Net Non-Performing Assets	0.69%	0.73%	1.64%	0.69%	1.64%	1.23%
(v)	Return on Assets (Annualised) (%)	0.85%	0.82%	0.62%	0.84%	0.53%	0.63%
(vi)	Networth (excluding Revaluation Reserve)	29,19,016	27,95,087	26,50,069	29,19,016	26,50,069	28,05,333
(vii)	Debt** Equity Ratio	0.21	0.24	0.22	0.21	0.22	0.26
(viii)	Outstanding Redeemable Preference Shares	-	-	-	-	-	-
(ix)	Capital Redemption Reserve/Debtenture Redemption Reserve	-	-	-	-	-	-
(x)	Paid-up Debt Capital/Outstanding Debt*** (%)	18.99%	10.96%	23.68%	18.99%	23.68%	15.15%
(xi)	Total Debt*** to Total Assets (%)	2.95%	5.09%	3.96%	2.95%	3.96%	4.43%
(xii)	Operating Margin (%)	21.98%	20.98%	18.19%	21.49%	20.30%	20.78%
(Xiii)	Net Profit Margin (%)	9.27%	9.26%	7.20%	9.27%	6.17%	7.19%

* Capital Adequacy Ratio (BASEL III) is arrived at after considering the Net Present Value (NPV) of non interest bearing recapitalization Bond infused as Capital by Govt of India during the F.Y. ended 31st March 2021.

** Debt represents borrowings with residual maturity of more than one year. *** Total Debt and Outstanding Debt represent total borrowings of the Bank.

Due to write back of provision on Standard Advances and NPL, total provision is appearing lower than NPA provision for the Quarter June-24, Sep-23, March-24 and Half Year Sep-2023.

Note 1: Disclosure of Interest Service Coverage Ratio and Debt Service Coverage Ratio is not applicable to Bank.

Note 2: Figures of the previous periods have been regrouped/reclassified wherever considered necessary to conform to current period classification.



Vivek Wahi
Vivek Wahi
Executive Director

M V Murali Krishna
M V Murali Krishna
Executive Director

Mahendra Dohare
Mahendra Dohare
Executive Director

M.V. Rao
M.V. Rao

Managing Director & CEO

Place : Mumbai
Date : October 17, 2024



STANDALONE SEGMENT REPORT FOR THE QUARTER AND HALF YEAR ENDED SEPTEMBER 30, 2024

(₹ In Lakh)

Sl. No.	Particulars	Quarter Ended			Half Year Ended		Year Ended
		Unaudited	Unaudited	Unaudited	Unaudited	Unaudited	Audited
		30.09.2024	30.06.2024	30.09.2023	30.09.2024	30.09.2023	31.03.2024
A.	Segment Revenue						
	1. Treasury Operations	3,19,676	3,13,433	2,77,530	6,33,109	5,69,548	11,81,274
	2. Retail Banking Operations	4,38,954	4,35,707	4,06,194	8,74,661	7,33,888	15,01,391
	3. Wholesale Banking Operations	2,26,302	1,79,868	1,57,468	4,06,170	3,46,672	8,27,947
	4. Other Banking Operations	-	-	-	-	-	-
	5. Unallocated	-	20,984	-	20,984	9,476	32,739
	Total	9,84,932	9,49,992	8,41,192	19,34,924	16,59,584	35,43,351
	Less: Inter Segment Revenue	-	-	-	-	-	-
	Income From Operations	9,84,932	9,49,992	8,41,192	19,34,924	16,59,584	35,43,351
B.	Segment Results(Profit+)/Loss(-)						
	1. Treasury Operations	63,798	62,615	62,421	1,26,413	1,69,586	2,70,434
	2. Retail Banking Operations	61,741	31,654	1,25,427	93,395	1,72,081	2,44,491
	3. Wholesale Banking Operations	46,346	(25,733)	(1,15,073)	20,613	(1,65,735)	(96,705)
	4. Other Banking Operations	-	-	-	-	-	-
	5. Unallocated	(15,198)	11,690	(16,465)	(3,508)	(17,123)	(12,882)
	Total	1,56,687	80,226	56,310	2,36,913	1,58,809	4,05,338
	Less: (i) Interest	-	-	-	-	-	-
	(ii) Other Un-allocable income/Expenditure net off	-	-	-	-	-	-
	(iii) Un-allocable income	-	-	-	-	-	-
	Total Profit Before Tax	1,56,687	80,226	56,310	2,36,913	1,58,809	4,05,338
	Income Tax	65,403	(7,768)	(4,233)	57,635	56,423	1,50,432
	Net Profit/(Loss)	91,284	87,994	60,543	1,79,278	1,02,386	2,54,906
C.	Segment Assets						
	1. Treasury Operations	1,85,23,007	1,87,27,834	1,83,59,904	1,85,23,007	1,83,59,904	1,84,68,569
	2. Retail Banking Operations	1,66,14,980	1,56,60,325	1,39,18,395	1,66,14,980	1,39,18,395	1,51,75,614
	3. Wholesale Banking Operations	81,70,425	90,44,332	89,80,632	81,70,425	89,80,632	96,54,866
	4. Other Banking Operations	-	-	-	-	-	-
	5. Unallocated Assets	13,51,828	13,80,472	13,97,617	13,51,828	13,97,617	13,68,219
	Total	4,46,60,240	4,48,12,963	4,26,56,548	4,46,60,240	4,26,56,548	4,46,67,268
D.	Segment Liabilities						
	1. Treasury Operations	1,80,73,586	1,85,95,566	1,83,96,793	1,80,73,586	1,83,96,793	1,79,37,686
	2. Retail Banking Operations	1,55,96,965	1,45,88,888	1,29,13,949	1,55,96,965	1,29,13,949	1,43,71,503
	3. Wholesale Banking Operations	76,69,816	84,25,543	83,32,529	76,69,816	83,32,529	91,43,283
	4. Other Banking Operations	-	-	-	-	-	-
	5. Unallocated Liabilities	-	-	-	-	-	-
	Total	4,13,40,367	4,16,09,997	3,96,43,271	4,13,40,367	3,96,43,271	4,14,52,472
E.	Capital Employed						
	1. Treasury Operations	4,49,421	1,32,268	(36,889)	4,49,421	(36,889)	5,30,883
	2. Retail Banking Operations	10,18,015	10,71,437	10,04,446	10,18,015	10,04,446	8,04,111
	3. Wholesale Banking Operations	5,00,609	6,18,789	6,48,103	5,00,609	6,48,103	5,11,583
	4. Other Banking Operations	-	-	-	-	-	-
	5. Unallocated	13,51,828	13,80,472	13,97,617	13,51,828	13,97,617	13,68,219
	Total	33,19,873	32,02,966	30,13,277	33,19,873	30,13,277	32,14,796

Note: 1) Segment Revenue and Expenses have been apportioned on the basis of the segment assets, wherever direct allocation is not possible.

2) Figures of previous year/period have been regrouped wherever considered necessary to conform to current period classification.


3) The Bank has only one geographical segment i.e. Domestic Segment




Vivek Wahi
Executive Director


M.V. Murali Krishna
Executive Director


Mahendra Dohare
Executive Director


M.V. Rao
Managing Director & CEO

Place: Mumbai
Date: October 17, 2024



STANDALONE CASH FLOW STATEMENT FOR THE HALF YEAR ENDED SEPTEMBER 30, 2024

(₹ In Crore)

Sn	Particulars	30-09-2024	30-09-2023
A	CASH FLOW FROM OPERATING ACTIVITIES		
	Net Profit/(Loss) before taxes	2,369.13	1,588.09
I	Adjustments for:		
	Depreciation on fixed assets	272.02	298.95
	Depreciation on investments (including on matured debentures)	(81.80)	(203.52)
	Increase/(Decrease) in Reserves on account of Fair Valuation of Investments	(742.02)	-
	Bad Debts written off/Provision in respect of non performing assets	1,662.29	2,172.22
	Provision for Standard Assets	(3.91)	(204.76)
	Provision for Other items (Net)	212.33	16.29
	(Profit) / Loss on sale of fixed assets (Net)	7.33	4.23
	Dividend Received from Subsidiaries	(1.00)	-
	Sub total	3,694.37	3,671.50
II	Adjustments for :		
	Increase / (Decrease) in Deposits	6,903.09	11,955.08
	Increase / (Decrease) in Borrowings	(6,642.52)	8,770.66
	Increase / (Decrease) in Other Liabilities and Provisions	(1,377.71)	(1,144.85)
	(Increase) / Decrease in Advances	(1,269.36)	(23,217.99)
	(Increase) / Decrease in Investments	(5,363.92)	(6,701.21)
	(Increase) / Decrease in Other Assets	(377.49)	(106.79)
	Direct Taxes paid (Net of Refund etc.)	(570.01)	(248.74)
	Sub total	(8,697.92)	(10,693.84)
	NET CASH FLOW FROM OPERATING ACTIVITIES (A)	(5,003.55)	(7,022.34)
B	CASH FLOW FROM INVESTING ACTIVITIES		
	Sale / Disposal of Fixed Assets	2.49	0.95
	Purchase of Fixed Assets	(182.14)	(283.68)
	Dividend Received from Associates/Subsidiaries	1.00	-
	NET CASH FLOW FROM INVESTING ACTIVITIES (B)	(178.65)	(282.73)
C	CASH FLOW FROM FINANCING ACTIVITIES		
	Share Capital (Including Share Premium)	-	-
	Share Application Money	-	-
	Dividend - Equity shares Including Interim Dividend	-	-
	Dividend Tax	-	-
	NET CASH FLOW FROM FINANCING ACTIVITIES (C)	-	-
D	Net increase in cash & cash equivalents (A + B + C) or (F - E)	(5,182.20)	(7,305.07)



E	CASH AND CASH EQUIVALENTS AT THE BEGINNING OF THE YEAR		
	Cash and Bank Balance with RBI	22,954.69	27,432.92
	Balance with Banks and Money at Call and Short Notice	14,652.81	16,666.73
	Net cash and cash equivalents at the beginning of the year (E)	37,607.50	44,099.65
F	CASH AND CASH EQUIVALENTS AT THE END OF THE HALF YEAR		
	Cash and Bank Balance with RBI	21,145.83	20,625.29
	Balance with Banks and Money at Call and Short Notice	11,279.47	16,169.29
	Net cash and cash equivalents at the end of the half year (F)	32,425.30	36,794.58

Notes:

- 1) The above Cash Flow Statement has been prepared under the 'Indirect Method' as set out in the Accounting Standard -3 on Cash Flow Statement issued by ICAI.
- 2) Previous year figures have been regrouped/rearranged to conform to those of current years.



Vivek Wahi
Executive Director



M V Murali Krishna
Executive Director



Mahendra Dohare
Executive Director




M.V. Rao
Managing Director & CEO

Place: Mumbai

Date: October 17, 2024



Consolidated Unaudited Financial Results for the Quarter and Half Year ended September 30, 2024

(₹ in Lakh)

	Particulars	Consolidated					
		Quarter Ended			Half Year Ended		Year Ended
		30.09.2024	30.06.2024	30.09.2023	30.09.2024	30.09.2023	31.03.2024
	Unaudited	Unaudited	Unaudited	Unaudited	Unaudited	Audited	
1	Interest earned (a) + (b) + (c) + (d)	8,23,534	8,36,701	7,37,682	16,60,235	14,63,579	30,84,892
	(a) Interest/discount on advances/bills	5,43,176	5,43,134	4,75,393	10,86,310	9,28,907	19,82,207
	(b) Income on investments	2,54,781	2,46,423	2,33,507	5,01,204	4,61,633	9,51,391
	(c) Interest on balances with Reserve Bank of India and other inter bank funds	24,404	24,833	27,098	49,237	60,161	1,12,029
	(d) Others	1,173	22,311	1,684	23,484	12,878	39,265
2	Other Income	1,64,894	1,16,636	1,06,169	2,81,530	2,02,074	4,71,306
A.	INCOME (1+2)	9,88,428	9,53,337	8,43,851	19,41,765	16,65,653	35,56,198
3	Interest Expended	4,80,654	4,80,146	4,33,770	9,60,800	8,39,948	17,88,237
4	Operating Expenses (e) + (f)	2,90,175	2,72,640	2,56,540	5,62,815	4,86,738	10,27,489
	(e) Employees cost	1,83,119	1,71,735	1,44,012	3,54,854	2,93,278	6,32,577
	(f) Other operating expenses	1,07,056	1,00,905	1,12,528	2,07,961	1,93,460	3,94,912
B.	TOTAL EXPENDITURE (3)+(4) (excluding Provisions and Contingencies)	7,70,829	7,52,786	6,90,310	15,23,615	13,26,686	28,15,726
C.	OPERATING PROFIT (A-B) (Profit before Provisions & Contingencies)	2,17,599	2,00,551	1,53,541	4,18,150	3,38,967	7,40,472
D.	Provisions (other than tax) and Contingencies.#	59,828	1,19,342	96,824	1,79,170	1,78,440	3,31,490
	(Of which provisions for Non-Performing Assets)	34,241	1,32,411	1,92,770	1,66,652	2,17,209	3,39,665
E.	Exceptional Items	-	-	-	-	-	-
F.	Profit/ (Loss) from Ordinary Activities before Tax (C-D-E)	1,57,771	81,209	56,717	2,38,980	1,60,527	4,08,982
G.	Tax Expenses	65,707	(7,487)	(4,146)	58,220	56,863	1,51,384
H.	Net Profit / (Loss) from Ordinary Activities	92,064	88,696	60,863	1,80,760	1,03,664	2,57,598
I.	Extraordinary items (net of tax expense)	-	-	-	-	-	-
J.	Add: Share of Profit in Associates	533	5,774	1,431	6,307	8,465	10,064
K.	Less: Share of Minority Interest	214	228	99	442	436	894
L.	Net Profit / (Loss) for the period (H-I+J-K)	92,383	94,242	62,195	1,86,625	1,11,693	2,66,768
5	Paid-up equity share capital (Face value of ₹ 10/- per share)	8,68,094	8,68,094	8,68,094	8,68,094	8,68,094	8,68,094
6	Reserves excluding revaluation reserves (as per balance sheet of previous accounting year)						19,60,875
7	Analytical Ratios						
(i)	Percentage of shares held by Government of India	93.08	93.08	93.08	93.08	93.08	93.08
(ii)	Capital Adequacy Ratio-Basel III (%)						
	(a) CET 1 Ratio (%)						
	(b) Additional Tier 1 Ratio (%)						
(iii)	(a) Basic Earning per Share(in ₹) before and after Extraordinary Items, net of Tax Expense [not annualised]	1.06	1.09	0.72	2.15	1.29	3.07
	(b) Diluted Earning per Share(in ₹) before and after Extraordinary Items, net of Tax Expense [not annualised]	1.06	1.09	0.72	2.15	1.29	3.07
(iv)	(a) Amount of Gross Non-performing Assets	11,67,600	11,45,311	10,72,617	11,67,600	10,72,617	11,39,844
	(b) Amount of Net Non-Performing Assets	1,71,964	1,81,305	3,70,564	1,71,964	3,70,564	3,03,841
	(c) % of Gross Non-performing Assets	4.59%	4.54%	4.61%	4.59%	4.61%	4.50%
	(d) % of Net Non-Performing Assets	0.70%	0.75%	1.64%	0.70%	1.64%	1.24%
(v)	Return on Assets (Annualised) (%)	0.86%	0.88%	0.63%	0.87%	0.57%	0.66%
(vi)	Networth (excluding Revaluation Reserve and Goodwill)	29,48,119	28,23,089	26,69,269	29,48,119	26,69,269	28,27,089
(vii)	Paid up debt Capital/ Outstanding Debt**	18.73%	10.86%	23.36%	18.73%	23.36%	14.99%
(viii)	Debt* Equity Ratio	0.21	0.24	0.23	0.21	0.23	0.27
(ix)	Total Debt** to Total Assets	2.98%	5.12%	4.00%	2.98%	4.00%	4.47%
(x)	Operating Margin	22.01%	21.04%	18.20%	21.53%	20.35%	20.82%
(xi)	Net Profit Margin	9.35%	9.89%	7.37%	9.61%	6.71%	7.50%
(xii)	Outstanding Redeemable Preference Share	-	-	-	-	-	-
(xiii)	Capital Redemption Reserve/Debt Redemption Reserve	-	-	-	-	-	-


* Debt represents borrowings with residual maturity of more than one year.

** Total Debt and Outstanding Debt represents total borrowings of the Bank.

Note : Figures of the previous periods have been regrouped/reclassified wherever considered necessary to conform to current period classification.

Due to write back of provision in Standard Advances and NPI Provision, total provision is appearing lower than NPA provision for the Quarter Jun 30, 2024, Quarter Sep 30, 2023, Half Year Sep 30, 2023 and Year ended Mar 31, 2024.




Vivek Wahi
Executive Director


M.V. Murali Krishna
Executive Director


Mahendra Dohare
Executive Director


M.V. Rao
Managing Director & CEO

Place: Mumbai
Date: October 17, 2024





CENTRAL BANK OF INDIA

CONSOLIDATED SEGMENT REPORT FOR THE QUARTER AND HALF YEAR ENDED SEPTEMBER 30, 2024

Sr. No.	Particulars	Quarter Ended			Half Year Ended		Year Ended
		Unaudited	Unaudited	Unaudited	Unaudited	Unaudited	Audited
		30.09.2024	30.06.2024	30.09.2023	30.09.2024	30.09.2023	31.03.2024
(₹ In Lakh) (₹ In Lakh)							
A.	Segment Revenue						
	1. Treasury Operations	3,19,676	3,13,433	2,77,530	6,33,109	5,69,548	11,81,274
	2. Retail Banking Operations	4,42,096	4,38,980	4,08,811	8,81,076	7,39,888	15,13,853
	3. Wholesale Banking Operations	2,26,302	1,79,868	1,57,468	4,06,170	3,46,672	8,27,947
	4. Other Banking Operations	354	72	42	426	69	357
	5. Unallocated	-	20,984	-	20,984	9,476	32,767
	Total	9,88,428	9,53,337	8,43,851	19,41,765	16,65,653	35,56,198
	Less: Inter Segment Revenue	-	-	-	-	-	-
	Income From Operations	9,88,428	9,53,337	8,43,851	19,41,765	16,65,653	35,56,198
B.	Segment Results(Profit+)/Loss(-)						
	1. Treasury Operations	63,798	62,615	62,421	1,26,413	1,69,586	2,70,434
	2. Retail Banking Operations	62,508	32,601	1,25,821	95,109	1,73,784	2,47,896
	3. Wholesale Banking Operations	46,346	(25,733)	(1,15,073)	20,613	(1,65,735)	(96,705)
	4. Other Banking Operations	317	36	13	353	15	239
	5. Unallocated	(15,198)	11,690	(16,465)	(3,508)	(17,123)	(12,882)
	Total	1,57,771	81,209	56,717	2,38,980	1,60,527	4,08,982
	Other Un-allocable income/Expenditure net off	-	-	-	-	-	-
	Total Profit Before Tax	1,57,771	81,209	56,717	2,38,980	1,60,527	4,08,982
	Income Tax	65,707	(7,487)	(4,146)	58,220	56,863	1,51,384
	Net Profit/(Loss)	92,064	88,696	60,863	1,80,760	1,03,664	2,57,598
	Add:- Share of Earnings in Associates	533	5,774	1,431	6,307	8,465	10,064
	Less:- Minority Interest	214	228	99	442	436	894
	Consolidated Profit/(Loss) after Minority Interest	92,383	94,242	62,195	1,86,625	1,11,693	2,66,768
C.	Segment Assets						
	1. Treasury Operations	1,85,23,007	1,87,27,834	1,83,59,904	1,85,23,007	1,83,59,904	1,84,68,569
	2. Retail Banking Operations	1,67,33,256	1,57,78,521	1,40,27,708	1,67,33,256	1,40,27,708	1,52,83,643
	3. Wholesale Banking Operations	81,70,425	90,44,332	89,80,632	81,70,425	89,80,632	96,54,866
	4. Other Banking Operations	746	753	704	746	704	733
	5. Unallocated Assets	13,53,262	13,81,846	13,99,144	13,53,262	13,99,144	13,69,346
	Total	4,47,80,696	4,49,33,286	4,27,68,092	4,47,80,696	4,27,68,092	4,47,77,157
D.	Segment Liabilities						
	1. Treasury Operations	1,80,73,586	1,85,95,566	1,83,96,793	1,80,73,586	1,83,96,793	1,79,37,686
	2. Retail Banking Operations	1,56,85,125	1,46,78,603	1,30,03,883	1,56,85,125	1,30,03,883	1,44,57,060
	3. Wholesale Banking Operations	76,69,816	84,25,543	83,32,529	76,69,816	83,32,529	91,43,283
	4. Other Banking Operations	2,304	1,715	1,521	2,304	1,521	1,687
	5. Unallocated Liabilities	-	-	-	-	-	-
	Total	4,14,30,831	4,17,01,427	3,97,34,726	4,14,30,831	3,97,34,726	4,15,39,716
E.	Capital Employed						
	1. Treasury Operations	4,49,421	1,32,268	(36,889)	4,49,421	(36,889)	5,30,883
	2. Retail Banking Operations	10,48,131	10,99,918	10,23,825	10,48,131	10,23,825	8,26,583
	3. Wholesale Banking Operations	5,00,609	6,18,789	6,48,103	5,00,609	6,48,103	5,11,583
	4. Other Banking Operations	(1,558)	(962)	(817)	(1,558)	(817)	(954)
	5. Unallocated	13,53,262	13,81,846	13,99,144	13,53,262	13,99,144	13,69,346
	Total	33,49,865	32,31,859	30,33,366	33,49,865	30,33,366	32,37,441

- 1) The Bank has recognised Treasury operations, Corporate/Wholesale Banking and Retail Banking as primary reporting segments. There are no secondary reporting segments.
- 2) Segment Revenue and Expenses have been apportioned on the basis of the segment assets, wherever direct allocation is not possible.
- 3) Figures have been regrouped wherever considered necessary to conform to current year classification.
- 4) The Group has only one geographical segment i.e. Domestic Segment


Vivek Wahi
 Executive Director


M V Murali Krishna
 Executive Director


Mahendra Dohare
 Executive Director


M.V. Rao
 Managing Director & CEO



Place: Mumbai
 Date: October 17, 2024



CONSOLIDATED CASH FLOW STATEMENT FOR THE HALF YEAR ENDED SEPTEMBER 30, 2024

(₹ In Crore)

Sn	Particulars	30-Sep-24	30-Sep-23
A	CASH FLOW FROM OPERATING ACTIVITIES		
	Net Profit/(Loss) before Taxes & Minority Interest	2,452.87	1,689.91
I	Adjustments for:		
	Depreciation on fixed assets	272.13	299.30
	Depreciation on investments (including on matured debentures)	(81.80)	(203.52)
	Increase/(Decrease) in Reserves on account of Fair Valuation of Investments	(742.02)	-
	Bad Debts written off/Provision in respect of non performing assets	1,666.52	2,176.27
	Provision for Standard Assets	(4.34)	(204.52)
	Provision for Other items (Net)	211.31	16.17
	(Profit) / Loss on sale of fixed assets (Net)	7.33	4.23
	Sub total	3,782.00	3,777.84
II	Adjustments for :		
	Increase / (Decrease) in Deposits	6,940.16	12,027.41
	Increase / (Decrease) in Borrowings	(6,666.19)	8,791.71
	Increase / (Decrease) in Other Liabilities and Provisions	(1,362.91)	(1,134.60)
	(Increase) / Decrease in Advances	(1,308.25)	(23,329.18)
	(Increase) / Decrease in Investments	(5,432.07)	(6,785.86)
	(Increase) / Decrease in Other Assets	(376.81)	(118.89)
	Direct Taxes Paid (Net of Refund etc.)	(578.48)	(252.11)
	Sub total	(8,784.55)	(10,801.52)
	NET CASH FLOW FROM OPERATING ACTIVITIES (A)	(5,002.55)	(7,023.68)
B	CASH FLOW FROM INVESTING ACTIVITIES		
	Sale / Disposal of Fixed Assets	2.49	0.95
	Purchase of Fixed Assets	(182.27)	(284.19)
	NET CASH FLOW FROM INVESTING ACTIVITIES (B)	(179.78)	(283.24)
C	CASH FLOW FROM FINANCING ACTIVITIES		
	Share Capital (Including Share Premium)	-	-
	Share Application Money	-	-
	Dividend - Equity shares Including Interim Dividend	-	-
	Dividend Tax	-	-
	NET CASH FLOW FROM FINANCING ACTIVITIES (C)	-	-
D	Net increase in cash & cash equivalents (A + B + C) or (F - E)	(5,182.33)	(7,306.92)



E	CASH AND CASH EQUIVALENTS AT THE BEGINNING OF THE YEAR		
	Cash and Bank Balance with RBI	22,954.79	27,432.92
	Balance with Banks and Money at Call and Short Notice	14,653.01	16,669.02
	Net cash and cash equivalents at the beginning of the year (E)	37,607.80	44,101.94
F	CASH AND CASH EQUIVALENTS AT THE END OF THE HALF YEAR		
	Cash and Bank Balance with RBI	21,145.89	20,625.29
	Balance with Banks and Money at Call and Short Notice	11,279.58	16,169.73
	Net cash and cash equivalents at the end of the half year (F)	32,425.47	36,795.02

Notes:

1) The above Consolidated Cash Flow Statement has been prepared under the 'Indirect Method' as set out in the Accounting Standard -3 on Cash Flow Statement issued by ICAI.

2) Previous year figures have been regrouped/rearranged to conform to those of current years.



Vivek Wahi
Vivek Wahi
Executive Director

M V Murali Krishna
M V Murali Krishna
Executive Director

Mahendra Dohare
Mahendra Dohare
Executive Director

M.V. Rao
M.V. Rao
Managing Director & CEO

Place: Mumbai
Date: October 17, 2024





STATEMENT OF ASSETS AND LIABILITIES

PARTICULARS	(₹ in Lakhs)					
	STANDALONE			CONSOLIDATED		
	As at			As at		
	30.09.2024	30.09.2023	31.03.2024	30.09.2024	30.09.2023	31.03.2024
Reviewed	Reviewed	Audited	Reviewed	Reviewed	Audited	
CAPITAL & LIABILITIES						
Capital	8,68,094	8,68,094	8,68,094	8,68,094	8,68,094	8,68,094
Reserves and Surplus	24,51,779	21,45,183	23,46,703	24,81,771	21,65,272	23,69,347
Minorities Interest				8,058	7,158	7,616
Deposits	3,91,91,441	3,71,25,155	38,50,11,32	3,92,48,094	3,71,80,253	3,85,54,078
Borrowings	13,16,312	16,88,941	19,80,565	13,34,669	17,12,563	20,01,288
Other Liabilities and Provisions	8,32,613	8,29,176	9,70,775	8,40,010	8,34,751	9,76,734
TOTAL	4,46,60,239	4,26,56,549	4,46,67,269	4,47,80,696	4,27,68,091	4,47,77,157
ASSETS						
Cash and Balances with Reserve Bank of India	21,14,583	20,62,529	22,95,469	21,14,589	20,62,529	22,95,479
Balances with Banks and Money at Call and Short Notice	11,27,947	16,16,930	14,65,281	11,27,958	16,16,973	14,65,301
Investments	1,49,36,920	1,43,48,820	1,43,92,349	1,49,52,389	1,43,55,876	1,44,01,002
Advances	2,43,01,335	2,24,03,008	2,43,40,628	2,44,04,101	2,25,04,616	2,44,39,928
Fixed Assets	5,23,605	4,75,584	5,33,574	5,23,669	4,75,634	5,33,635
Other Assets	16,55,849	17,49,678	16,39,968	16,57,101	17,51,574	16,40,923
Goodwill on Consolidation				889	889	889
TOTAL	4,46,60,239	4,26,56,549	4,46,67,269	4,47,80,696	4,27,68,091	4,47,77,157

NOTES TO ACCOUNTS FORMING PART OF REVIEWED STANDALONE & CONSOLIDATED FINANCIAL RESULTS FOR THE QUARTER & HALF YEAR ENDED 30th September 2024.

- The above Financial Results have been reviewed and recommended by the Audit Committee of the Board and after that approved by the Board of Directors of the Bank in their respective meeting held on 17th October 2024. These results have been subjected to Limited Review by the Statutory Central Auditors of the Bank as per the requirements of SEBI (Listing Obligations and Disclosures Requirement) Regulation 2015, as amended.
- The Consolidated Financial Results of the Group comprises the financial results of two Subsidiaries and the share of its profit in the three Associates as per details given below:

Type of Associations	Name of the Entity	Proportion of Ownership of Bank
Subsidiaries	Cent Bank Home Finance Limited	64.40%
	Cent Bank Financial Services Limited	100.00%
Associates (Regional Rural Banks)	Uttar Bihar Gramin Bank, Muzzafarpur.	35.00%
	Uttarbanga Kshetriya Gramin Bank, Cooch Behar.	35.00%
Associates	Indo - Zambia Bank, Zambia	20.00%





- The Standalone/Consolidated Financial Results for the Quarter and Half Year ended 30th September 2024 have been prepared by recognition and measurement principles laid down in Accounting Standard (AS-25) on “Interim Financial Reporting” issued by The Institute of Chartered Accountants of India. The Consolidated Financial Results have been prepared by Accounting Standard 21 – “Consolidated Financial Statements” and Accounting Standard 23 – “Accounting for Investments in Associates in Consolidated Financial Statements”, using the equity method for associates and proportionate method for subsidiaries, issued by The Institute of Chartered Accountants of India and the guidelines issued by the Reserve Bank of India.

In accordance with SEBI Regulations, for the purpose of quarterly consolidated financial results for the quarter ended 30th September 2024, minimum eighty percent of each of consolidated revenue, assets and profits have been subjected to Limited Review.

- The Bank has applied its Significant Accounting Policies in the preparation of these financial results that are consistent with those followed in annual financial results for the previous year ended March 31, 2024, except those pertaining to classification, valuation and operation of Investment Portfolio which has been carried out in compliance with the Reserve Bank of India Master Direction-Classification, Valuation and Operation of Investment Portfolio of Commercial Banks (Directions), 2023 vide RBI DOR/2023-24/104 DOR.MRG.36/21.04.141/2023-24 dated September 12, 2023, read with clarification issued by FIMMDA, effective from April 01, 2024.

The corresponding previous period/year figures related to investment portfolio of the Bank in respect of/pertaining to half year ended September 30, 2023 and Financial Year ended March 31, 2024 are not comparable with figures for the half year ended September 30, 2024 since these have not been restated. Consequently, for the half year ended 30th September 2024, the income on investments increased by Rs.15,483 lakh, provision for tax is lower by Rs.25,937 lakh due to reduction in General Reserve by Rs.1,24,395 lakh and increase in AFS Reserve by Rs.50,193 lakh.

- The Financial Results for the Quarter and Half Year ended 30th September, 2024 have been arrived at after considering provisions for Non-Performing Assets, Restructured Accounts, Standard Assets, Standard Derivative Exposures and Investment, Depreciation, etc. as applicable in the case of the Group which have been made on the basis of extant guidelines on Prudential Norms for Income Recognition, Asset Classification, Provisioning norms issued by the Reserve Bank of India and in case of the subsidiary Cent Bank Home Finance Limited as per the Income Recognition and Provisions on Loans and Advances norms laid down by National Housing Bank (NHB) and judicial pronouncements, applicable laws and regulations and accounting standards issued by the ICAI. Further, the amount of advances of the subsidiary is not material in nature at the group level.
- A review of Deferred Tax Assets has been carried out based on Bank management’s estimate of possible tax benefits against timing differences by Accounting Standard-22 “Accounting for Taxes on income” issued by The Institute of Chartered Accountants of India and the Net Deferred Tax Assets of ₹3,71,824 lakh is recognized as at Quarter and Half Year ended 30th September 2024 (₹5,23,467 lakh as at 30th Sept 2023) in the stand alone financial statements. The net deferred tax assets of ₹ 3,70,697 lakh recognized as at quarter and half year ended 30th September 2024 (5,22,384 Lakhs as at 30th September 2023) in the consolidated financial statements.
- Section 115BAA of the Income Tax Act 1961(“Act”) provides a non-reversible option to domestic companies to pay corporate tax at a reduced rate effective from 1st April 2019 subject to certain conditions. The Parent Bank has assessed the applicability of the Act and opted to continue the existing tax rate (i.e.34.944%) for the Quarter and Half Year ended 30th September 2024.





8. The Income Tax Appellate Tribunal, 'Special Bench' Mumbai vide order dated 06/09/2024 has held that clause (b) to sub section (2) of section 115JB of the Income-tax Act inserted by Finance Act, 2012 w.e.f. 1-4-2013, that is, from assessment year 2013-14 onwards, are not applicable to the banks constituted as 'corresponding new bank' in terms of the Banking Companies (Acquisition and Transfer of Undertakings) Act, 1970 and therefore, the provision of Section 115JB cannot be applied and consequently, the tax on book profits (MAT) are not applicable to such banks. The Bank had recognized MAT credit entitlement (₹ 1,960.90 crore as on 31.03.2024) as assets under section 115 JAA of the Income Tax Act, 1961 and the said MAT credit along with interest is receivable/adjusted from/by the Income tax Department.
9. Other income includes income / commission from non-fund-based banking activities, fees, foreign exchange earnings, profit / loss on sale of assets, profit / loss (including revaluation) from investments, dividends from subsidiaries, MTM on investments under FVTPL/HFT, recovery in written-off accounts, etc.
10. Based on the available financial statements and the declaration from borrowers, the Bank has estimated the liability towards Unhedged Foreign Currency Exposure to their constituents in terms of RBI circular RBI/2022-23/131 DOR.MRG.REC.76/00-00-007/2022-23 dated 11th October 2022 and holds a provision of ₹ 661 lakh as of 30th September 2024 (₹459 lakh as on 30th Sept' 2023).
11. During the Quarter and Half Year ended 30th September 2024, the Bank has continued the provision of ₹500 lakh made in March 2024 in respect of investment in Alternate Investment Fund (AIF) as per RBI circular RBI/2023-24/140 DOR. STR. REC.85/21.04.048/2023-24 dated 27th March, 2024.
12. As per RBI guidelines, DOR.ACC.REC.No.91/21.04.018/2022-23 dated 13th December 2022, the details of the item under schedule 14 i.e. Other Income exceeding 1% of the total income is as under: -

For the Quarter and Half Year ended 30 th September 2024	Item under the Sub-head/ Head	Amount in lakh	%
Any Item under the subhead "Miscellaneous Income Under the head "Schedule 14 – Other Income" Exceeding 1% (one per cent) of Total Income	Recovery in Write-Off	77,130	3.98 %

13. During the Half Year ended 30th September 2024, the Bank redeemed one Basel III Compliant Tier II Bond Series III for ₹50,000.00 lakh on 29.05.2024.

Details of the outstanding Basel III Compliant Tier II Bonds as of Half Year ended 30th September 2024 are as under:-

S.N	Series	(₹ in lakh)
1	Basel III Compliant Tier II Bonds(Sr IV)	50,000.00
2	Basel III Compliant Tier II Bonds(Sr V)	50,000.00
3	Basel III Compliant Tier II Bonds(Sr VI)	1,50,000.00
	Total	2,50,000.00





14. The Provision Coverage Ratio (PCR) as of 30th September 2024 of the Bank is 96.31 % (92.54% as of 30th Sept 2023).
15. In terms of the Reserve Bank of India (RBI) circular RBI/2024-25/08, DOR.CAP.REC.4/21.06.201/2024-25 dated April 01, 2024, on 'Basel III Capital Adequacy' and RBI circulars DBR.No.BP.BC.80/21.06.201/2014-15 dated 31st March 2015 on 'Prudential Guidelines and RBI/2017-18/178 DBR.BP.BC.NO. 106/21.04.098/2017-18 dated May 17, 2018, amended by latest circular on December 29th 2023 on Capital Adequacy and Liquidity Standard Amendments, Banks are required to make applicable Pillar 3 disclosures including Leverage ratio, Liquidity Coverage ratio and Net Stable Funding Ratio (NSFR) under the Basel III framework. These disclosures are being made available on the Parent Bank's website <https://www.centralbankofindia.co.in/en/about-us/profile> along with the publication of financial results. These disclosures have not been subjected to review by the Statutory Central Auditors of the Bank.
16. Details of Resolution Plan implemented under the Resolution Framework for COVID-19 related stress as per RBI circular dated August 06,2020 (Resolution Framework 1.0) and May 05, 2021 (Resolution Framework 2.0) as on 30.09.2024:

(₹ in lakh)

Type of borrower	Exposure to accounts classified as Standard consequent to implementation of resolution plan-Position as at the end of the previous half-year (A)**	Of (A), aggregate debt that slipped into NPA during the half year	Of(A) amount written off during the half year	Of(A) amount paid by the borrowers during the half year (***)	Exposure to accounts classified as Standard consequent to implementation of resolution plan-Position as at the end of this half year
Personal Loans #	1,53,597	5,921	NIL	7,129	1,40,547
Corporate persons*	89,558	2,517	NIL	3,907	83,134
Of which MSMEs	15,423	2,517	NIL	1,277	11,629
Others	1,58,755	9,464	NIL	17,209	1,32,082
Total	4,01,910	17,902	NIL	28,245	3,55,763

*As defined in Section3 (7) of the Insolvency and Bankruptcy Code, 2016.

** Includes accounts where request received till Sep.30, 2021 and implemented subsequently. Customer-wise exposure has been taken in disclosure.

*** Includes net change in exposure during the period.

Personal loan represents retail advances.





In accordance with RBI Circular DBR.No.BP.BC.18/21.04.048/2018-19, dated 1st January 2019, DOR.No.BP.BC.34/21.04.048/2019-20 dated 11th February 2020 and RBI/2020-21/17 DOR No. BP.BC/4/ 21.04.048/ 2020-21 dated 6th August 2020 on "Relief for MSME borrowers either exempted or registered under Goods and Services Tax (GST)", the details of MSME restructured accounts as on 30st Sept 2024 are as under:

No. of Accounts	#Amount (₹ in lakh)
13309	1,44,328

Standard Restructured accounts -exposure

Note: The Bank has maintained additional provision on standard restructured accounts at 5% & 10% whichever applicable.

17. In terms of RBI Circular RBI/2015-16/376/DBR No. BP.BC.92/21.04.048/2015-16 dated 18.04.2016 details of Fraud and Provision are as below. Bank holds full provision as applicable against outstanding balance as of 30.09.2024 in respect of frauds reported during the quarter ended 30th September 2024.

Particulars	(₹ in lakh)			
	During the quarter ended 30.09.2024		During the quarter ended 30.09.2023	
Number of frauds reported:	No.	Amount	No.	Amount
a. Borrowal frauds	14	168.90	0	0.00
b. Non Borrowal frauds (Other than Digital frauds)	09	91.90	19	605.43
c. Digital frauds	377	303.54	435	183.61
Total	400	564.34	454	789.04
Amount consisting of provision made for such frauds including recovery against such frauds and amount of digital frauds in which payment is not required to be made on which provision is not required to be made		564.34		789.04
Amount of unamortized provision debited from 'other reserves' as at the end of the year.		0		0

18. As per RBI Circular Nos. DBR No.BP.15199/21.04.048/2016-17 dated 23rd June 2017 and DBR No.BP.1906/ 21.04.048/2017-18, dated 28th August 2017, for the accounts covered under the provisions of Insolvency and Bankruptcy Code (IBC), the Bank is holding a total provision of ₹5,87,089 lakh including FITL of ₹12,500 Lakh as at quarter ended 30th September' 2024 (₹6,31,267 lakh as at 30th Sept 2023, including FITL of ₹12,790 lakh) i.e. 100 % of total outstanding including Investment as at quarter ended 30th September 2024.

19. RBI vide their Circular no. RBI/ 2018-19/ 203 DBR. No. BP. BC. 45/21.04.048/2018-19 dated 7th June 2019 on Prudential Framework for Resolution of Stressed Asset issued guidelines for implementation of Resolution Plan, also containing requirements of additional provision as per Para 17 of this RBI circular. The outstanding in such cases as at the quarter ended 30th September 2024 is ₹46,204 Lakh (₹1,35,773 lakh as of 30th Sept 2023) and in compliance with the above RBI circular, the Bank has held an additional provision of ₹19,179 lakh as on 30th September 2024 (₹15,857 lakh as on 30th Sept 2023) and holds total provision of ₹28,145 lakh as on 30th September 2024 (₹97,603 lakh as on 30th Sept 2023).





20. As per RBI Circular DBR.No.BP.BC.45/21.04.048/2018-19 dated 7th June 2019, the Bank has implemented Resolution Plan for its 9 borrowers (Total of 7 Borrowers were there on 30th Sept 2023) having total exposure of ₹ 4,20,304 lakh at quarter ended 30th September 2024 (₹3,50,131 lakh for 30th Sept 2023) at the time of implementation. The total exposure outstanding in such resolved accounts as at quarter ended 30th September 2024 is ₹1,49,465 lakh (₹1,87,494 lakh as of 30th Sept 2023).

21. Details of loans transferred/ acquired during the Quarter and Half Year ended 30th September 2024 under the RBI Master Direction on Transfer of Loan Exposures dated 24th September 2021 are given below: (RBI Circular DBR. No. STR.REC.51/21.04.048/2021-22 dated 24.09.2021.

I. Details of non-performing assets (NPA) transferred during the quarter ended 30th September 2024:

(₹ in lakh)

Details of NPA accounts transferred during the quarter ended 30 th September 2024						
Particulars	To ARC / NARCL		To Permitted Transferees		To Other Transferees	
	Qtr Ended 30.09.2024	Qtr Ended 30.06.2024	Qtr Ended 30.09.2024	Qtr Ended 30.06.2023	Qtr Ended 30.09.2024	Qtr Ended 30.09.2023
No. of Accounts	1	2				
Aggregate principal outstanding of loans transferred	3,896	14,342				
Weighted average residual tenor of the loans transferred	0	0	NIL	NIL	NIL	NIL
Net book value of loans transferred (at the time of transfer)	0	0				
Aggregate Consideration	1,325	19,191				
Additional consideration realized in respect of accounts transferred in earlier years	83	0				

II. The Bank has not acquired any stressed loans during the quarter and Half year ended on 30th September 2024.





III. Details of Standard Assets Acquired through assignment/Novation and Loan Participation
(Co-Lending)*:

(₹ in lakh)

	Particulars	Qtr /Half Year Ended 30.09.2024	Year ended 31.03.2024	Year ended 31.03.2023
1	No. of accounts Purchased during the quarter ended 30 th September 2024	34,884	95,337	56,846
2	Aggregate outstanding (₹ in lakh)	2,30,851	7,10,164	5,10,602
3	Weighted average maturity (in months)	142	104	175
4	Weighted average holding period (in months)	NA	NA	NA
5	Retention of beneficial economic interest	20%	20%	20%
6	Coverage of tangible security coverage	87.30%	51.50%	87%
7	Rating-wise distribution of rated loans	NA	NA	NA

*Note: Specifically, a transferor should disclose all instances where it has agreed to replace loans transferred to transferee(s) or pay damages arising out of any representation or warranty

IV. Details of Standard Assets Acquired through Assignment / Novation and Loan Participation
(Pool Buy-out):

(₹ in lakh)

	Particulars	Quarter / Half Year Ended 30.09.2024	Year ended 31.03.2024	Year ended 31.03.2023
1	No. of accounts Purchased during the quarter ended 30 th September 2024	0	1,87,761	1,50,491
2	Aggregate outstanding(₹ in lakh)	0	1,20,852	1,02,000
3	Weighted average maturity (in months)	0	15.63	38.25
4	Weighted average holding period (in months)	0	3.47	6.74
5	Retention of beneficial economic interest	0	10%	10%
6	Coverage of tangible security coverage	0	93.55%	95.29%
7	Rating-wise distribution of rated loans	NA	NA	NA





- V. Bank is holding an investment of ₹ 65,155 Lakh in Security Receipts as of the quarter and Half Year ended 30th September 2024. Rating-wise distribution of the same is as under:

(₹ in lakh)

Rating of SR*	Carrying Value
R1+	0
R2	0
R3	0
Unrated	16,313
Rating withdrawn	48,842
Total	65,155

*Recovery rating is assigned by various external agencies.

22. **Notes on Segment Reporting:** -

- A. As per the guidelines of the RBI on compliance with the Accounting Standards, the Parent Bank has adopted “Treasury Operations”, “Wholesale”, “Retail” and “Other Banking Operations”, as primary business segments for compliance with Accounting Standard 17 on Segment Reporting issued by Institute of Chartered Accountants of India (ICAI). There are no secondary reporting segments.
- B. Segment revenue represents revenue from external customers.
- C. Segment Revenue and Expenses have been apportioned based on the Segment Assets, wherever direct allocation is not possible
- D. Capital employed for each segment has been allocated proportionately to assets of the respective segment.
23. As per RBI Circular DOR.AUT.REC.12/22.01.001/2022-23 dated April 07, 2022, for disclosure under Accounting Standard 17, Segment reporting, ‘Digital Banking’ has been identified as a sub-segment under Retail Banking by the Reserve Bank of India (RBI). However, as the proposed Digital Banking Unit (DBU) of the Bank has not yet commenced operations and having regard to the discussions of the DBU Working Group formed by the Indian Banks’ Association (IBA) (which included representatives of Banks and RBI), reporting of the Digital Banking as a separate sub-segment of Retail Banking Segment will be implemented by the Bank based on the decision of the DBU Working Group.

24. Status of Investors’ complaints for the Quarter and Half Year ended 30th September 2024.

Sr. No.	Particulars	No. of Complaints
1.	No. of Complaints pending at the beginning of the Year	0
2.	No. of Complaints received during the Year	0
3.	No. of Complaints disposed of during the Year	0
	No. of Complaints unresolved as of the quarter ended 30th September 2024	0

25. During the Half Year ended 30th September 2024, the Reserve Bank of India has levied a penalty of ₹145.50 lakh on 14th, June 2024. The same was paid to RBI on 15th June 2024.





26. The balances of the amount transferred to Depositor Education and Awareness Fund (DEAF) are included under “Schedule 12 – Contingent Liabilities – Other items for which the bank is contingent liable” or “Contingent Liabilities – Other” as the case may be. The details of transfers to the DEAF under RBI circular RBI/2023-24/71 DOR. STR. REC.47/21.04.018/2023-24 dated 25th October, 2023 is as under: -

(₹ in lakh)

	Particulars	Quarter ended on 30.09.2024	Quarter ended on 30.06.2024
i)	Opening balance of amounts transferred to DEA Fund	1,65,038	1,54,550
ii)	Add: Amount transferred to DEA Fund during the year	11,808	12,109
iii)	Less: Amount reimbursed by DEA Fund towards claims	837	1,621
iv)	Closing balance of amounts transferred to DEA Fund	1,76,009	1,65,038

27. Bank’s proposed acquisition of stakes of M/s. Future Enterprises Ltd. (FEL) in Future Genarali India Insurance Company Ltd. (FGIICL) and Future Genarali India Life Insurance Company Ltd. (FGILICL):-

Acting on the instructions of the Committee of Creditors (CoC), the Resolution Professional (RP) has declared Central Bank of India as the 'Successful Bidder' for Category I assets and issued a Letter of Intent (LoI) to the Bank on August 20, 2024.

As instructed in the LoI, the Bank submitted an unconditional acceptance and deposited 15% bid amount of ₹ 508 crore as advance consideration i.e. ₹ 76.20 crore.

Bank has received Competition Commission of India (CCI) approval for the proposed purchase of 24.91 % stake of FEL in Future Genarali India Insurance Company Ltd. (FGIICL) and 25.18% stake of FEL in Future Genarali India Life Insurance Company Ltd. (FGILICL) on 15.10.2024

28. Figures of the previous period have been regrouped / reclassified / rearranged, wherever necessary, to conform to the current period’s classification.

VIVEK WAHI
EXECUTIVE DIRECTOR

M V MURALI KRISHNA
EXECUTIVE DIRECTOR

MAHENDRA DOHARE
EXECUTIVE DIRECTOR



M V RAO
MANAGING DIRECTOR & CEO

Date: 17th October 2024

Place: Mumbai



DECLARATION OF AUDIT REPORT WITH UNMODIFIED OPINION

We hereby declare that Auditors' Report on Standalone and Consolidated Bank's Financial for the Quarter and Half Year ended September 30, 2024 contain unmodified opinion.


(MUKUL N. DANDIGE)
GENERAL MANAGER & CFO


(M. V. RAO)
MANAGING DIRECTOR & CEO


Place: Mumbai
Date: October 17, 2024

CERTIFICATE UNDER REGULATION 17(8) OF SEBI (LISTING OBLIGATIONS AND DISCLOSURE REQUIREMENTS) REGULATIONS, 2015

The Board of Directors
Central Bank of India

This is to certify that:

- a. We have reviewed Financial Statements of Central Bank of India for the Quarter and Half Year ended September 30, 2024 and to the best of our knowledge and belief:
 - I. These Statements do not contain any materially untrue statement or omit any material fact or contain statements that might be misleading.
 - II. These Statements together present a true and fair view of the Bank's affairs and are in compliance with existing Accounting Standards, applicable law and regulations.
- b. There are, to the best of our knowledge and belief, no transactions entered into by the Bank during the Quarter and Half Year ended September 30, 2024, which is fraudulent, illegal or violative of the Bank's code of conduct.
- c. We accept responsibility for establishing and maintaining internal controls for the financial reporting and that we have evaluated the effectiveness of the internal control systems of the Bank pertaining to financial reporting and we have disclosed to the auditors and the Audit Committee, deficiencies in the design or operation of such internal controls, if any, of which we are aware and the steps we have taken or propose to take to rectify these deficiencies.
- d. We have indicated to the Auditors and the Audit Committee:
 - I. Significant changes in internal control over financial reporting during the Quarter / Half Year ended September 30, 2024.
 - II. There is no significant changes in accounting policies during the Quarter / Half Year ended September 30, 2024 and the same have been disclosed in the notes to the financial statement and,
 - III. Instances of significant fraud of which we have become aware and the involvement therein, if any, of the Management or any employee having a significant role in the Bank's Internal Control System over financial reporting.



(MUKUL N. DANDIGE)
GENERAL MANAGER & CFO



(M. V. RAO)
MANAGING DIRECTOR & CEO

Place: Mumbai
Date: October 17, 2024

KISHORE & KISHORE Chartered Accountants, C-7, Sector - E (New), Aliganj, Lucknow – 226024 (U.P.)	A R & CO. Chartered Accountants, A-403, Gayatri Apartments, Airlines Group Housing Society, Plot No. 27, Sector -10 Dwarka, New Delhi – 110075
A D B & COMPANY, Chartered Accountants, First Floor, Mahavir Gaushala Complex K.K. Road, Moudhapara, Raipur – 492001 (C.G.)	

Independent Auditors' Limited Review Report on Unaudited Standalone Financial Results of Central Bank of India for the Quarter and half year ended September 30, 2024 pursuant to the Regulation 33 and Regulation 52 read with Regulation 63(2) of the SEBI (Listing Obligations and Disclosure Requirements) Regulations, 2015 (as amended)

To,
The Board of Directors
Central Bank of India
Mumbai

INTRODUCTION

1. We have reviewed the accompanying Statement of Unaudited Standalone Financial Results of Central Bank of India (the "**Bank**") for the Quarter and half year ended September 30, 2024 ("the **Statement**") attached herewith, being prepared and submitted by the bank pursuant to the requirement of regulation 33 and regulation 52 read with regulation 63(2) of the SEBI (Listing Obligations and Disclosure Requirements) Regulations, 2015, as amended ("**LODR Regulations**"), except for the disclosures related to Pillar 3 disclosures as at September 30, 2024, including Leverage Ratio, Liquidity Coverage Ratio and Net Stable Funding Ratio (NSFR) under Basel III Capital Regulations issued by Reserve Bank of India as have been disclosed in the Bank's website and in respect of which a link has been provided in the aforesaid financial results and have not been reviewed by us. We have initialled the Statement for identification purposes only.
2. The Statement, which is the responsibility of the Bank's Management and has been reviewed by the Audit Committee of the Board and approved by the Board of Directors, has been prepared in accordance with the recognition and measurement principles laid down in Accounting Standard 25 "Interim Financial Reporting ("**AS 25**") issued by The Institute of Chartered Accountants of India ("**ICAI**"), the relevant provisions of the Banking Regulation Act, 1949, and the circulars, guidelines and directions issued by the Reserve Bank of India ("**RBI**") from time to time ("**RBI Guidelines**") and other accounting principles generally



accepted in India. Our responsibility is to issue a report and express a conclusion on the Statement based on our review.

SCOPE OF REVIEW

3. We conducted our review of the Statement in accordance with the Standard on Review Engagements (SRE) 2410 "Review of Interim Financial Information Performed by the Independent Auditor of the Entity", issued by the ICAI. This standard requires that we plan and perform the review to obtain moderate assurance as to whether the financial statements are free of material misstatement. A review of Interim Financial Information consists of making inquiries, primarily of Bank's personnel responsible for financial and accounting matters, and applying analytical procedures and other review procedures to the financial data. A Review is substantially less in scope than an Audit conducted in accordance with Standards on Auditing and consequently does not enable us to obtain assurance that we would become aware of all significant matters that might be identified in an audit. Accordingly, we do not express an audit opinion.
4. The Statements incorporate the relevant returns of the Top 20 branches, Treasury and other Central Office Departments reviewed by us and un-reviewed returns of 4325 branches: In the conduct of our review, we have relied on the review reports received from the concurrent auditors of 183 branches specifically appointed for this purpose. Apart from these review reports, in the conduct of our review at the Central Office Departments, we have also relied upon various information and returns received from the branches of the bank.

CONCLUSION

5. Based on our review conducted as above and subject to limitations as mentioned in paragraph 3 above, nothing has come to our attention that causes us to believe that the accompanying statement of Unaudited Standalone Financial Results together with the notes thereon prepared in accordance with applicable accounting standards and other recognized accounting practices and policies has not disclosed the information required to be disclosed in terms of Regulation 33 of the LODR Regulations, including the manner in which it is to be disclosed, or that it contains any material misstatement, or that it has not been prepared in accordance with the relevant guidelines/prudential norms issued by the Reserve Bank of India in respect of Income Recognition, Asset Classification, Provisioning and other Related Matters.



6. Emphasis of Matter

We draw attention to the following note:

- a) **Note No. 6** of the statement regarding Deferred Tax, Based on tax review made by the Bank's Management with respect to possible tax benefits arising out of the timing difference, the Net Deferred Tax Assets of ₹ 3,71,824 lakh recognized as on September 30, 2024 (₹ 5,23,467 lakh as on September 30, 2023)

Our Conclusion is not modified in respect of this matter.

For KISHORE & KISHORE

Chartered Accountants

F.R. NO: 000291N



CA. P. R. Karanth

PARTNER

M. No. - 018808


UDIN: 24018808BK DZIW6430



For A.R. & CO.

Chartered Accountants

F.R. NO: 002744C



CA. Divyansh Gaur

PARTNER

M. NO. - 449355

UDIN: 24449355 BKHCSP4639



For ADB & COMPANY

Chartered Accountants

F.R.NO: 005593C



CA. Anil Kumar Agrawal

PARTNER

M. No. - 056993

UDIN: 24056993BKAEWX5678



Place : Mumbai

Date : 17th October 2024

KISHORE & KISHORE Chartered Accountants, C-7, Sector - E (New), Aliganj, Lucknow – 226024 (U.P.)	A R & CO. Chartered Accountants, A-403, Gayatri Apartments, Airlines Group Housing Society, Plot No. 27, Sector -10 Dwarka, New Delhi – 110075
A D B & COMPANY, Chartered Accountants, First Floor, Mahavir Gaushala Complex K.K. Road, Moudhapara, Raipur – 492001 (C.G.)	

Independent Auditors’ Limited Review Report on Consolidated Unaudited Financial Results of Central Bank of India for the Quarter and Half year ended September 30th 2024 pursuant to the Regulation 33 and Regulation 52 of the SEBI (Listing Obligations and Disclosure Requirements) Regulations, 2015 (as amended)

To,
The Board of Directors
Central Bank of India
Mumbai

INTRODUCTION

1. We have reviewed the accompanying Statement of Consolidated Unaudited Financial Results of Central Bank of India (“**the Parent**” or “**the Bank**”) and its subsidiaries (collectively referred to as “**the Group**”) and its share of the net profit/(loss) after tax of its associates for the Quarter and Half-Year ended September 30th, 2024 (“**the Statement**”), being prepared and submitted by the Parent pursuant to the requirements of Regulation 33 and Regulation 52 of the SEBI (Listing Obligations and Disclosure Requirements) Regulations, 2015, as amended (“**LODR Regulations**”), except the disclosures relating to consolidated Pillar 3 disclosures as at September 30th 2024, including Leverage Ratio, Liquidity Coverage Ratio and Net Stable Funding Ratio (NFSR) under Basel III Capital Regulations issued by Reserve Bank of India as have been disclosed on the Bank’s website and in respect of which a link has been provided in the aforesaid statement and have not been reviewed by us. We have initialled the Statement for identification purposes only.
2. The Statement, which is the responsibility of the Parent’s Management and has been reviewed by the Audit Committee of the Parent’s Board and been approved by the Parent’s Board of Directors, has been prepared in accordance with the recognition and measurement principles laid down in Accounting Standard 25 “Interim Financial Reporting” (“**AS 25**”) issued by The Institute of Chartered Accountants of India (“**ICAI**”), the relevant provisions of the Banking Regulation Act, 1949, and the circulars, guidelines and directions issued by the



Reserve Bank of India (“RBI”) from time to time (“RBI Guidelines”) and other accounting principles generally accepted in India. Our responsibility is to issue a report and express a conclusion on the Statement based on our review.

SCOPE OF REVIEW

3. We conducted our review of the Statement in accordance with the Standard on Review Engagements (SRE) 2410 “Review of Interim Financial Information Performed by the Independent Auditor of the Entity”, issued by the ICAI. This standard requires that we plan and perform the review to obtain moderate assurance as to whether the financial statements are free of material misstatement. A review of Interim Financial Information consists of making inquiries, primarily of the Bank’s personnel responsible for financial and accounting matters, and applying analytical and other review procedures. A review is substantially less in scope than an audit conducted in accordance with Standards on Auditing and consequently does not enable us to obtain assurance that we would become aware of all significant matters that might be identified in an audit. Accordingly, we do not express an audit opinion.

We also performed procedures in accordance with the circular issued by the SEBI under Regulation 33(8) of the SEBI (Listing Obligations and Disclosure Requirements) Regulations, 2015, as amended, to the extent applicable.

4. The Statement includes the results of the following entities:

I. SUBSIDIARIES

- a. Cent Bank Home Finance Limited.
- b. Cent Bank Financial Services Limited.

II. ASSOCIATES

- a. Regional Rural Banks (RRBs)
 - i. Uttar Bihar Gramin Bank, Muzzaffarpur
 - ii. Uttarbanga Kshetriya Gramin Bank, Cooch Behar
- b. Indo-Zambia Bank Limited, Zambia

CONCLUSION

5. Based on our review conducted and procedures performed as stated in paragraph 3 above and based on the consideration of the review reports of the branch auditors and other auditors referred to in paragraph 7 & 8 below, nothing has come to our attention that causes us to believe that the accompanying Statement, prepared in accordance with the recognition and measurement principles laid down in the aforesaid Accounting Standards, RBI Guidelines and other accounting principles generally accepted in India, has not disclosed the information required to be disclosed in terms of Regulation 33 and Regulation 52 of the LODR Regulations, including the manner in which it is



to be disclosed, except for the disclosures relating to consolidated Pillar 3 disclosures as at September 30th 2024, including leverage ratio, liquidity coverage ratio and Net Stable Funding Ratio (NSFR) under Basel III Capital Regulations as have been disclosed on the Bank's website and in respect of which a link has been provided in the statement and have not been reviewed by us, or that it contains any material misstatement.

6. EMPHASIS OF MATTER

We draw attention to the following note:

- a. **Note No. 6** of the Statement regarding Deferred Tax, based on tax review made by Bank's management with respect to possible tax benefits arising out of the timing difference, the Net Deferred Tax Assets of 3,70,697 lakhs recognized as at September 30th 2024 (5,22,384 lakhs as at September 30th 2023).

Our conclusion is not modified in the respect of this matter.

7. We did not review the interim financial statements of 183 concurrent audit branches (Parent Entity) included in the standalone unaudited interim financial statements of the entities included in the Group, whose results reflect total assets of ₹ 54,69,387 lakh as of September 30th 2024, and total revenues of ₹ 1,55,609 lakh for the Quarter and half year ended September 30th 2024, as considered in the respective standalone unaudited interim financial statements of the entities included in the Group. The interim financial statements of these 183 concurrent audit branches have been reviewed by the concurrent auditors whose reports have been furnished to us and our conclusion in so far as it relates to the amounts and disclosures included in respect of these branches, is based solely on the report of such concurrent auditors and the procedures performed by us as stated in paragraph 3 above.

We did not review the interim financial statements of 2 subsidiaries included in the consolidated unaudited financial results, whose interim financial statements reflect total assets of ₹ 1,74,526 lakh as of September 30th 2024 and total revenues of ₹ 9,295 lakh and total net profit after tax of ₹ 1,582 lakh for the Quarter and half year ended September 30th 2024, as considered in the consolidated unaudited financial results. The interim financial statements of 2 subsidiaries have been furnished to us by the Management and our conclusion on the Statement, in so far as it relates to the amounts and disclosures included in respect of these subsidiaries, is based solely on the management's estimates. According to the information and explanations given to us by the management, these interim financial statements are not material to the group.

Our conclusion on the Statement is not modified in respect of the above matters.



8. The consolidated unaudited financial results includes the interim financial statements which have not been reviewed of 4325 branches, included in the standalone unaudited interim financial results of the entities included in the Group, whose results reflect total assets of ₹ 2,73,57,929 lakh as of September 30th 2024, and total revenues of ₹ 6,60,195 lakh for the Quarter and half-year ended September 30th 2024, as considered in the respective standalone unaudited interim financial statements of the entities included in the Group.

The consolidated unaudited financial results include the interim financial information of 3 associates out of which Regional Rural Banks mentioned in above Para 4 (II)(a) have been reviewed by their auditors, whose interim financial statements reflect a total net profit of ₹ 23,239 lakh for the Quarter and half year ended September 30th 2024 and considered in proportion to shareholding pattern (Parent's share being ₹ 6,307 lakhs) in the consolidated unaudited financial results. According to the information and explanations given to us by the Management, these interim financial statements are not material to the Group.

Our conclusion on the Statement is not modified regarding the above matters.

For KISHORE & KISHORE

Chartered Accountants

F.R. NO: 000291N


CA. P. R. Karanth

PARTNER

M. No. - 018808

UDIN: 24018808BKDZ1X7060



For A.R. & CO.

Chartered Accountants

F.R. NO: 002744C



CA. Divyansh Gaur

PARTNER

M. No. - 449355

UDIN: 24449355BKHCSQ2101



For ADB & COMPANY

Chartered Accountants

F.R.NO: 005593C



CA. Anil Kumar Agrawal

PARTNER

M. No. - 056993

UDIN: 24056993BKA EWY2258



Place : Mumbai

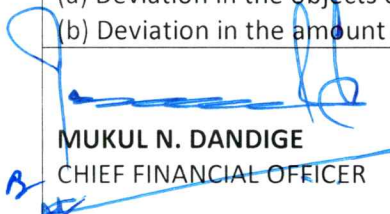
Date : 17th October 2024

Statement of deviation/variation in the use of issue proceeds of issue of listed non-convertible debt securities for the quarter ended 30.09.2024
(As per Regulation 52(7) & 52 (7A) of SEBI (LODR) Regulations, 2015)

A. Statement of utilization of issue proceeds:

Name of the Issuer	ISIN	Mode of Fund Raising (Public issue/Private placement)	Type of Instrument	Date of raising funds	Amount Raised	Funds Utilized	Any Deviation (Yes/No)	IF 8 is yes, then specify the purpose of for which the funds were utilized	Remarks, if any
1	2	3	4	5	6	7	8	9	10
NIL									

B. Statement of deviation/variation in use of issue proceeds:

Particulars	Remarks					
Name of listed entity	Central Bank of India					
Mode of Fund raising	Public Issue/Private Placement					
Type of Instrument	NA					
Date of raising funds	NA					
Amount raised	Nil					
Report filed for Quarter ended	30 th September, 2024					
Is there a deviation / variation in use of funds raised?	No					
Whether any approval is required to vary the objects of the issue stated in the prospectus/offer documents?	NA					
If yes, details of the approval so required?	-					
Date of approval	-					
Explanation for the Deviation / Variation	NA					
Comments of the Audit Committee after review	NA					
Comments of the auditors, if any	NA					
Objects for which funds have been raised and where there has been a deviation/variation, in the following table :-						
Original Object	Modified Object, if any	Original allocation	Modified allocation, if any	Funds utilised	Amount of deviation/variation for the quarter according to applicable object (In ₹ Crore and in %)	Remarks, if any
Nil						
Deviation could mean:						
(a) Deviation in the objects or purposes for which the funds have been raised.						
(b) Deviation in the amount of funds actually utilized as against what was originally disclosed.						
 MUKUL N. DANDIGE CHIEF FINANCIAL OFFICER						
Date :- 17/10/2024						
Place :- Mumbai						

Statement of deviation/variation in use of issue proceeds for the quarter ended 30.09.2024
(As per Regulation 32(1) of SEBI (LODR) Regulations, 2015)

Particulars	Remarks
Name of listed entity	Central Bank of India
Mode of Fund raising	Public issues/ Rights issues / Preferential issue / Others
Type of Instrument	NA
Date of raising funds	NA
Amount raised	Nil
Report filed for Quarter ended	30 th September, 2024
Is there a deviation / variation in use of funds raised?	No
Whether any approval is required to vary the objects of the issue stated in the prospectus/offer documents?	NA
If yes, details of the approval so required?	-
Date of approval	-
Explanation for the Deviation / Variation	NA
Comments of the Audit Committee after review	NA
Comments of the auditors, if any	NA

Objects for which funds have been raised and where there has been a deviation/variation, in the following table :-

Original Object	Modified Object, if any	Original allocation	Modified allocation, if any	Funds utilised	Amount of deviation/variation for the quarter according to applicable object (In ₹ Crore and in %)	Remarks, if any
Nil						

Deviation could mean:

- (a) Deviation in the objects or purposes for which the funds have been raised.
(b) Deviation in the amount of funds actually utilized as against what was originally disclosed.


MUKUL N. DANDIGE
CHIEF FINANCIAL OFFICER
Date :- 17/10/2024
Place :- Mumbai

To
Board of Directors
Central Bank of India

CERTIFICATE WITH REFERENCE TO SECURITY COVER IN RESPECT OF LISTED UNSECURED DEBT SECURITIES FOR THE QUARTER ENDED 30.09.2024

We have been requested by Central Bank of India vide its appointment letter CO/F&A:2024-25:295 dated 27th September, 2024 to verify and certify, compliance with respect to Security Cover in respect of listed unsecured debt securities as per regulation 54(2) read with regulation 56 (1) (d) of SEBI (LODR) Regulation, 2015 & as per circular SEBI/HO/MIRSD/CRADT/CIR/P/2020/230 dated 12th November, 2020 & SEBI/HO/MIRSD/MIRSD CRADT/CIR/P/2022/67 dated 19th May, 2022. This certificate is required for the onward submission to stock exchanges and debenture trustee only.

Management's Responsibilities

The responsibility for compliance with regard to instructions contained in Securities and Exchange Board of India (Listing Obligations and Disclosure Requirements) Regulations, 2015 published on 2nd September, 2015 & as per circular SEBI/HO/MIRSD/CRADT/CIR/P/2020/230 dated 12th November, 2020 & SEBI/HO/MIRSD/MIRSD/CRADT/CIR/P/2022/67 dated 19th May, 2022 is that of the management of the Bank. The Bank's responsibility is to put in place controls and suitable triggers to ensure that above regulations are adhered to.

Auditor's Responsibility

Our responsibility is to provide the reasonable assurance on Bank's compliance with respect to Security Cover in respect of listed debt securities as per regulation 54(2) read with regulation 56(1)(d) of SEBI (LODR) Regulation, 2015, as to the accuracy in the computation of Security Coverage Ratio in respect of listed debt securities.

We conducted our independent review in accordance with the Guidance Note on Reports or Certificates for Special Purposes (Revised 2016) issued by the Institute of Chartered Accountants of India. The Guidance Note requires that we comply with the ethical requirements of the Code of Ethics issued by the Institute of Chartered Accountants of India.

We have complied with the relevant applicable requirements of the Standard on Quality Control (SQC) 1, Quality Control for Firms that Perform Audits and Reviews of Historical Financial Information, and Other Assurance and Related Services Engagements.

AUDIT PROCEDURES PERFORMED:

- a) Verification of terms / covenants of the issue of the listed debt securities.
- b) Verification / tracing of relevant figures from Audited Financial Statements of Accounts & Books of Accounts for the quarter ended 30.09.2024
- c) Verification of SEBI Circular regarding Security Coverage Ratio.



OPINION

Based on examination of audited books of accounts and other relevant records/documents, we hereby certify that:

- a) **The Central Bank Of India has vide its Board Resolution and information memorandum/ offer document and under various Debenture Trust Deeds, has issued the following listed debt securities:**

(₹ in crore)

ISIN	Private Placement/Public Issue	Secured/Unsecured	Sanctioned Amount
INE483A08023	Private Placement	Unsecured	500
INE483A08031	Private Placement	Unsecured	500
INE483A08049	Private Placement	Unsecured	1500
Total			2500

- b) **Securities Cover for listed debt securities:**

Based on our examination and procedures performed by us, as referred above and according to the information & explanations given to us, we report that the data related to security cover as laid down in Annexure as at September 30, 2024 has been extracted accurately from the Books of account for the quarter ended September 30, 2024 pursuant to the requirements of Regulations 54 read under Reg 56(1)(d) of SEBI (Listing Obligations and Disclosure requirements) Regulations, 2015 (the "SEBI Regulations") and circular No SEBI/HO/MIRSD/MIRSD_CRADT/CIR/P/2022/67 dated May 19,2022.

The Security cover certificate is being issued in consonance with SEBI regulations and shall have no effect on the seniority of such instruments and all other terms and conditions applicable for the issue of the bonds as specified by RBI Master Circular no. DBR.No.BP.BC.1/21.06.201/2015-16 dated July 1, 2015 for Basel III compliant bonds/RBI Master Circular no. DBR.No.BP.BC.4./21.06.001/2015-16 dated July 1, 2015 for Basel II compliant bonds, as amended time, and the terms of issue.

- c) **Compliance of all the covenants/terms of the issue in respect of listed debt securities information under Securities and Exchange Board of India (Listing Obligations and Disclosure Requirements) Regulations, 2015 in terms of the provision of regulation 56(1)(d) as amended from time to time- Covenant Compliance Certificate as on 30.09.2024**

We have examined the compliances made by the Bank in respect of the covenants / terms of the issue of the listed debt securities .Based on examination of the audited books of accounts and other relevant records/documents, we hereby certify that:

The Bank has complied with all the covenant/terms of the issue mentioned in the offer document/ Information Memorandum and/or Debenture Trust Deed for the above mentioned Non-convertible debt securities.



Further, please find the below list of the covenant which the Bank has failed to comply for the quarter

Covenant	Document reference	Date of breach	Cure period (if any)
NIL			

Restriction on use

This certificate has been issued at the request of the Bank for onward submission to stock exchanges and debenture trustee only. It should not be used by any other person, without our consent. Accordingly, we do not accept or assume any liability or any duty of care or for any other purpose or to any other party to whom it is shown or into whose hands it may come without our prior consent in writing.

For KISHORE & KISHORE

Chartered Accountants

F. R. No 000291N



CA AKHILESH KISHORE MATHUR

Partner

M No. 509176

UDIN: 24509176BKEZRF5798

Place - Mumbai

Date - 17/10/2024

Encl: Annexure I (Format of Security cover)

SECURITY COVER

Annexure I

Column A	Column B	Column C	Column D	Column E	Column F	Column G	Column H	Column I	Column J	Column K	Column L	Column M	Column N	Column O
Particulars	Description of asset for which this certificate relate	Exclusive Charge	Exclusive Charge	Pari- Passu Charge	Pari- Passu Charge	Pari- Passu Charge	Assets not offered as Security	Eliminati on (amount in negative)	(Total C to H)	Related to only those items covered by this certificate				
		Debt for which this certifica te being issued	Other Secured Debt	Debt for which this certifica te being issued	Assets shared by pari passu debt holder (includes debt for which this certificate is issued & other debt with Pari-passu charge)	Other assets on which there is pari- Passu charge (excluding items covered in column F)		debt amount considere d more than once (due to exclusive plus pari passu charge)		Market Value for Assets charged on Exclusive basis	Carrying /book value for exclusive charge assets where market value is not ascertainable or applicable (For Eg. Bank Balance, DSRA market value is not applicable)	Market Value for Pari passu charge Assets ^{viii}	Carrying value/book value for pari passu charge assets where market value is not ascertainable or applicable (For Eg. Bank Balance, DSRA market value is not applicable)	Total Value(=K+L+M + N)
		Book Value	Book Value	Yes/No	Book Value	Book Value					Relating to Column F			
ASSETS														
Property, Plant and Equipment														
Capital Work-in- Progress														
Right of Use Assets														
Goodwill														
Intangible Assets														
Intangible Assets under Development														
Investments														
Loans														
Inventories														
Trade Receivables														
Cash and Cash Equivalents														
Bank Balances other than Cash and Cash Equivalents														
Others														
Total														

NIL



SECURITY COVER

contd....
Annexure I

Column A	Column B	Column C	Column D	Column E	Column F	Column G	Column H	Column I	Column J	Column K	Column L	Column M	Column N	Column O	
Particulars		Exclusive Charge	Exclusive Charge	Pari-Passu Charge	Pari-Passu Charge	Pari-Passu Charge	Assets not offered as Security	Elimination (amount in negative)	(Total C to H)	Related to only those items covered by this certificate					
	Description of asset for which this certificate relate	Debt for which this certificate being issued	Other Secured Debt	Debt for which this certificate being issued	Assets shared by pari passu debt holder (includes debt for which this certificate is issued & other debt with Pari-passu charge)	Other assets on which there is pari-Passu charge (excluding items covered in column F)		debt amount considered more than once (due to exclusive plus pari passu charge)		Market Value for Assets charged on Exclusive basis	Carrying /book value for exclusive charge assets where market value is not ascertainable or applicable (For Eg. Bank Balance, DSRA market value is not applicable)	Market Value for Pari passu charge Assets ^{viii}	Carrying value/book value for pari passu charge assets where market value is not ascertainable or applicable (For Eg. Bank Balance, DSRA market value is not applicable)	Total Value(=K+L+M+ N)	
		Book Value	Book Value	Yes/No	Book Value	Book Value						Relating to Column F			
LIABILITIES															
Debt securities to which this certificate pertains															
Other debt sharing pari-passu charge with above debt															
Other Debt															
Subordinated debt															
Borrowings															
Bank															
Debt Securities															
Others															
Trade payables															
Lease Liabilities															
Provisions															
Others															
Total															
Cover on Book Value															
Cover on Market Value															
		Exclusive Security Cover Ratio			Pari-Passu Security Cover Ratio										

NIL



Format for disclosure of related party transactions for the half year ended 30.09.2024

											Additional disclosure of related party transactions - applicable only in case the related party transaction relates to loans, inter-corporate deposits, advances or investments made or given by the listed entity/subsidiary. These details need to be disclosed only once, during the reporting period when such transaction was undertaken.				
S. No	Details of the party (listed entity/subsidiary) entering into the transaction		Details of the counterparty				Value of the related party transaction as approved by the audit committee	Value of transaction during the reporting period	In case monies are due to either party as a result of the transaction		In case any financial indebtedness is incurred to make or give loans, inter-corporate deposits, advances or investments				
	Name	PAN	Name	PAN	Relationship of the counterparty with the listed entity or its subsidiary	Type of related party transaction			Opening balance	Closing balance	Nature of indebtedness (loan/ issuance of debt/ any other etc.)	Cost	Tenure	Nature (loan/ advance/ inter-corporate deposit/ investment)	Interest Rate (%)
1	Central Bank of India	AAACC2498P	M V Rao	AGDPR5373A	MD&CEO	Remuneration	N.A.	0.20	0	0	NIL				
2	Central Bank of India	AAACC2498P	Vivek Wahi	AAAPW3023B	Executive Director	Remuneration	N.A.	0.18	0	0					
3	Central Bank of India	AAACC2498P	M V Murali Krishna	ABWPK3569P	Executive Director	Remuneration	N.A.	0.17	0	0					
4	Central Bank of India	AAACC2498P	Mahendra Dohare	AEKPD6721R	Executive Director	Remuneration	N.A.	0.17	0	0					
Total							0	0.72							

Notes

- As Listed banks are not required to provide the disclosures with respect to related party transactions involving loans, inter-corporate deposits, advances or investments made or given by the listed banks, such disclosures have not been disclosed.
- The transaction with associate of the Bank have not been disclosed in view of Para 9 of the AS-18, which exempt state controlled enterprises from making any disclosure pertaining to their transaction with other state controlled related parties. According, Bank has not disclosed the transaction with its subsidiaries & associates. Further, in terms of Para 5 of AS 18, transactions in the nature of Banker-Customer relationship have not been disclosed including those with KMP and relatives of KMP.

3 List of Related Parties

a) Key Managerial Personnel:-


i) Shri M.V. Rao	MD & CEO
ii) Shri Vivek Wahi	Executive Director
iv) Shri M.V. Murali Krishna	Executive Director
v) Shri Mahendra Dohare	Executive Director

b) Subsidiaries

i) Cent Bank Home Finance Ltd
ii) Cent Bank Financial Services Ltd

c) Associates

a) Uttar Bihar Gramin Bank
b) Uttarbanga Kshetraya Gramin Bank
c) Indo Zambia Bank Ltd, Zambia


Shri Chandrakant Bhagwat
Assistant General Manager/
Company Secretary

