



**Fortis Healthcare Limited**

Tower-A, Unitech Business Park, Block-F,  
South City 1, Sector – 41, Gurgaon,  
Haryana – 122 001 (India)

Tel : 0124 492 1033

Fax : 0124 492 1041

**Emergency : 105010**

Email : [secretarial@fortishealthcare.com](mailto:secretarial@fortishealthcare.com)

Website : [www.fortishealthcare.com](http://www.fortishealthcare.com)

**February 13, 2026**

**FHL/SEC/2025-26**

**The National Stock Exchange of India Ltd.**

**Scrp Symbol: FORTIS**

**BSE Limited**

**Scrip Code:532843**

**Sub: Press Release and Earnings Presentation under Regulation 30 of SEBI (Listing Obligations & Disclosure Requirements) Regulations, 2015**

Dear Madam/Sir,

Pursuant to the provisions of Regulation 30 of SEBI (Listing Obligations and Disclosure Requirements) Regulation, 2015, please find enclosed herewith the press release and earnings presentation for the quarter and period ended on December 31, 2025.

The date and time of occurrence of event is February 13, 2026 at 6:40 PM (IST).

This is for your information and records.

Thanking you,

Yours Sincerely,

**For Fortis Healthcare Limited**

**Satyendra Chauhan**

**Company Secretary & Compliance Officer**

**M. No. – A14783**

**Encl: as above**

---

**FORTIS HEALTHCARE LIMITED**

Regd. Office : Fortis Hospital, Sector 62, Phase – VIII, Mohali – 160062

Tel : 0172-4692222, Fax : 0172-5096221, CIN : L85110PB1996PLC045933

## Fortis Healthcare announces Q3 FY26 Financial Results

- **Consolidated Revenues at INR 2,265 Cr, up 17.5% YoY**
- **Operating EBITDA increases 34.8%, margin at 22.3% vs 19.4% in Q3 FY25**
- **Profit Before Tax (before exceptional items) at INR 312 Cr, up 21.9% YoY**
  
- **Hospital Business Revenues at INR 1,938 Cr, up 19.4% YoY**
- **Operating EBITDA increases 28.9%, margin at 21.7% vs 20.0% in Q3 FY25**

**Gurugram, February 13, 2026:** Fortis Healthcare Ltd. (“Fortis” or the “Company”), amongst India’s leading healthcare delivery companies, today announced its unaudited consolidated financial results for the quarter and nine months ended December 31, 2025.

### Financial Highlights

Consolidated (INR Cr)	Q3 FY25	Q3 FY26	% Change YoY	9M FY25	9M FY26	% Change YoY
Revenue	1,928	2,265	17.5%	5,776	6,763	17.1%
Operating EBITDA <sup>^</sup>	375	505	34.8%	1,152	1,553	34.7%
Operating EBITDA Margin	19.4%	22.3%		20.0%	23.0%	
Profit Before Tax (Before exceptional items)	256	312	21.9%	806	1,051	30.4%
Exceptional items	24	-46		-36	-10	
Profit After Tax*	254	197	-22.4%	621	793	27.6%
Profit After Tax after Minority Interest and Share in Associates*	248	194	-21.9%	590	776	31.4%

<sup>^</sup> Operating EBITDA excludes Other Income

\* PAT and PATMI for Q3 FY26 includes exceptional loss of INR 55.2 Cr which pertains to one-time impact of New Labour Codes set off by reversal of impairment in an associate Company of INR 9.4 Cr, resulting in net impact of INR 45.9 Cr;

\* PAT and PATMI for 9M FY26 includes exceptional loss of INR 55.2 Cr which pertains to one-time impact of New Labour Codes set off by reversal of impairment in an associate Company of INR 45.5 Cr, resulting in net impact of INR 9.7 Cr;

\* PAT and PATMI for Q3 FY25 includes exceptional gain of INR 23.8 Cr which pertains primarily to the divestment of the Richmond Road, Bangalore facility in December 2024. 9MFY25 exceptional net loss includes impairment movement in an associate company (INR 59.6 Cr) set off by the exceptional gain in Q3 FY25 of INR 23.8 Cr.

Hospital Business (INR Cr)	Q3 FY25	Q3 FY26	% Change YoY	9M FY25	9M FY26	% Change YoY
Revenue	1,623	1,938	19.4%	4,827	5,749	19.1%
Operating EBITDA	325	420	28.9%	967	1,278	32.1%
Operating EBITDA Margin	20.0%	21.7%		20.0%	22.2%	

Diagnosics Business (INR Cr)	Q3 FY25	Q3 FY26	% Change YoY	9M FY25	9M FY26	% Change YoY
Revenue <sup>^</sup>	342	371	8.3%	1,058	1,139	7.7%
Operating EBITDA	49	86	73.5%	185	275	48.6%
Operating EBITDA Margin	14.4%	23.1%		17.5%	24.1%	

<sup>^</sup> *Diagnosics business revenue is on Gross Basis; Consolidated financials include diagnostics business revenue net of intercompany elimination; Net Revenues stood at INR 327 Cr in 3QFY26 versus INR 305 Cr in 3QFY25.*

*Excluding one off expenses primarily related to re-branding costs, the operating EBITDA margins were at 21.3% for Q3 FY25 and 21.4% for 9MFY25*

- The Company's net debt as of 31<sup>st</sup> December 2025 stood at INR 2,547 Cr with a Net Debt to EBITDA of 1.24x vs 0.41x as on 31<sup>st</sup> December 2024 (basis Q3 annualized EBITDA). Net debt to equity was at 0.26x vs 0.07x.
- The increase in debt compared to 31<sup>st</sup> December 2024 was primarily due to the funds raised to part-finance the acquisition of the PE stake in Agilus Diagnostics and the acquisition of the Shrimann Hospital in Jalandhar, Punjab, among other investments.

## **HOSPITAL BUSINESS HIGHLIGHTS**

KPIs	Q3 FY25	Q3 FY26	9M FY25	9M FY26
Occupancy	67%	67%	69%	69%
ARPOB (INR Cr p.a.)	2.45	2.56	2.39	2.50
ALOS (Days)	4.20	4.29	4.19	4.19

- Revenue growth in the hospital business was led by increase of 14% in occupied beds compared to Q3 FY25.
- In January 2026, the Company acquired the 125-bedded People Tree Hospital in Yeshwanthpur, Bengaluru, for INR 430 Cr; through a 100% acquisition of TMI Healthcare Pvt. Ltd., along with the underlying land and building and an adjacent land parcel, enabling future expansion to over 300 beds.
- In November 2025, the Company launched 'Adayu', a 36-bedded specialised mental health care facility in Gurugram, offering evidence-based treatments through a multidisciplinary approach to deliver comprehensive and compassionate care.

## **DIAGNOSTICS BUSINESS HIGHLIGHTS**

- In Q3 FY26, Agilus conducted ~9.94 Mn tests versus ~9.59 Mn tests in Q3 FY25.
- Continuing with its network expansion strategy, primarily the addition of new customer touch points (CTPs); total CTPs as on 31<sup>st</sup> December 2025 stood at 4,370.
- The revenue contribution from preventive portfolio increased to 12% in Q3 FY26 from 10% in Q3 FY25, while the contribution from specialised portfolio increased to 35% from 33% in the corresponding previous quarter.

February 13, 2026



**Commenting on the results for the quarter, Dr Ashutosh Raghuvanshi, MD and CEO, Fortis Healthcare stated,** “We have witnessed a healthy growth in our hospitals business within all key specialties noticeably Renal Sciences and Orthopedics which grew 27% and 20%, respectively, over the corresponding previous period. Our acquisition in Bengaluru enables us to strengthen our presence in this market from approximately 900 beds across seven facilities with a potential to scale up to over 1,500 beds in the future. We continue to progress on our brownfield expansion plans and are evaluating further inorganic opportunities in our existing clusters. The sustained recovery seen in both revenue and EBITDA margin for our diagnostics business is encouraging and we expect this to progressively improve.”

**About Fortis Healthcare Limited:** Fortis Healthcare Limited is a leading integrated healthcare delivery service provider in India. The healthcare verticals of the company primarily comprise hospitals, diagnostics and day care specialty facilities. Currently, the company operates 36 healthcare facilities (including JVs and O&M facilities) across 12 states. The Company’s network comprises over 6,000 operational beds (including O&M beds) and 400 diagnostics labs.

**DISCLAIMER**

*This press release may contain forward-looking statements based on the currently held beliefs and assumptions of the management of the Company, which are expressed in good faith and, in their opinion, reasonable. Forward-looking statements involve known and unknown risks, uncertainties and other factors, which may cause the actual results, financial condition, performance, or achievements of the Company results, to differ materially from the results, financial condition, performance or achievements expressed or implied by such forward-looking statements. Given these risks, uncertainties and other factors, recipients of this press release are cautioned not to place undue reliance on these forward-looking statements. The Company assumes no responsibility to publicly amend, modify or revise any forward-looking statements, on the basis of any subsequent development, information or events, or otherwise. The information contained herein is subject to change without notice and past performance is not indicative of future results. The Company may alter, modify or otherwise change in any manner the content of this press release, without obligation to notify any person of such revision or changes.*

---

**For further details please contact:**

**Anurag Kalra / Amit Mahendru**  
Investor Relations  
+91-9810109253 / +91-9891094323  
Fortis Healthcare Limited

**Ajey Maharaj**  
Corporate Communication  
+91-9871798573  
Fortis Healthcare Limited



# **FORTIS HEALTHCARE LIMITED**

**EARNINGS PRESENTATION – Q3 FY26 and 9M FY26**

---

February 13, 2026

# DISCLAIMER

This presentation may not be copied, published, distributed or transmitted. The presentation has been prepared solely by the company.

Any reference in this presentation to “Fortis Healthcare Limited” shall mean, collectively, the Company and its subsidiaries. This presentation has been prepared for informational purposes only. This presentation does not constitute a prospectus, offering circular or offering memorandum and is not an offer or invitation to buy or sell any securities, nor shall part, or all, of this presentation form the basis of, or be relied on in connection with, any contract or investment decision in relation to any securities. Furthermore, this presentation is not and should not be construed as an offer or a solicitation of an offer to buy securities of the company for sale in the United States, India or any other jurisdiction.

Securities may not be offered or sold in the United States absent registration or an exemption from registration. Any public offering in the United States may be made only by means of an offering document that may be obtained from the Company and that will contain detailed information about the Company and its management, as well as financial statements. Any offer or sale of securities in a given jurisdiction is subject to the applicable laws of that jurisdiction.

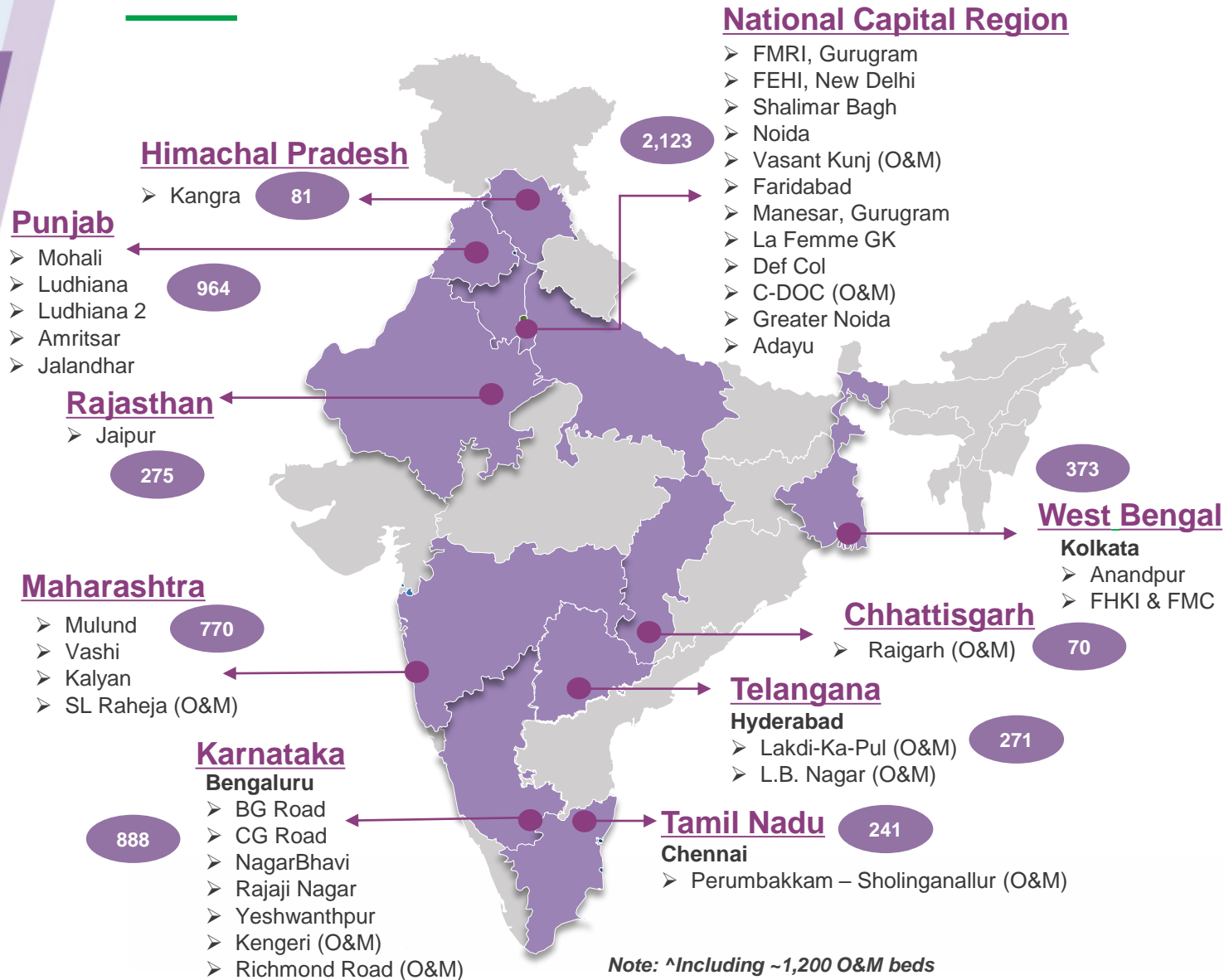
This presentation contains forward-looking statements based on the currently held beliefs and assumptions of the management of the Company, which are expressed in good faith and, in their opinion, reasonable. Forward-looking statements involve known and unknown risks, uncertainties and other factors, which may cause the actual results, financial condition, performance, or achievements of the Company or industry results, to differ materially from the results, financial condition, performance or achievements expressed or implied by such forward-looking statements. Given these risks, uncertainties and other factors, recipients of this presentation are cautioned not to place undue reliance on these forward-looking statements.

The Company assumes no responsibility to publicly amend, modify or revise any forward-looking statements, on the basis of any subsequent development, information or events, or otherwise. Unless otherwise stated in this presentation, the information contained herein is based on management information and estimates. The information contained herein is subject to change without notice and past performance is not indicative of future results. The Company may alter, modify or otherwise change in any manner the content of this presentation, without obligation to notify any person of such revision or changes.

By attending or assessing this presentation you acknowledge that you will be solely responsible for your own assessment of the market and the market position of the Company and that you will conduct your own analysis and be solely responsible for forming your own view of the potential future performance of the business of the Company.

Neither the delivery of this presentation nor any further discussions of the Company with any of the recipients shall, under any circumstances, create any implication that there has been no change in the affairs of the Company since that date.

# About Fortis Healthcare



Note: ^Including ~1,200 O&M beds  
# Including trainee nurses



**36 Healthcare Facilities**



**6,000+ Operational Beds<sup>^</sup>**



**~7,600 Doctors**



**9,400+ Nurses<sup>#</sup>**



**28,000+ employees  
(including Agilus)**



**4 JCI Accredited**



**33 NABH Accredited/  
Certified**

# AGENDA

1. Performance Highlights
  - Earnings and Financial Summary –  
Q3FY26 and 9MFY26
2. Performance Review - Hospital Business
3. Performance Review - Diagnostics Business
4. Clinical Excellence at Fortis
5. Appendix







**Q3FY26 and 9MFY26**  
**PERFORMANCE HIGHLIGHTS**

# Q3FY26 SNAPSHOT

Consolidated Revenue

**2,265 Crores**

 17.5%

Consolidated Op EBITDA

**505 Crores**  
(22.3% Margin)

 34.8%

Consolidated PBT<sup>1</sup>

**312 Crores**

 21.9%

Consolidated PAT<sup>1</sup>

**243 Crores**

 5.6%

Net Debt / (Cash)<sup>3</sup>

**2,547 Crores**

Net Debt to EBITDA<sup>2,3</sup>

**1.24x vs 0.41x**

1. Excluding exceptional items

2. Basis Q3FY26 annualized EBITDA; 3. Net Debt as on 31<sup>st</sup> Dec 2025

# 9MFY26 SNAPSHOT

Consolidated Revenue

**6,763 Crores**

 17.1%

Consolidated Op EBITDA

**1,553 Crores**  
(23.0% Margin)

 34.7%

Consolidated PBT<sup>1</sup>

**1,051 Crores**

 30.4%

Consolidated PAT<sup>1</sup>

**803 Crores**

 22.2%

Net Debt / (Cash)<sup>3</sup>

**2,547 Crores**

Net Debt to EBITDA<sup>2,3</sup>

**1.24x vs 0.41x**

1. Excluding exceptional items

2. Basis Q3FY26 annualized EBITDA; 3. Net Debt as on 31<sup>st</sup> Dec 2025

# KEY UPDATES

## Acquisition of People Tree Hospital, Yeshwanthpur, Bengaluru

**Dec'25 / Jan'26** : In Dec'25, Fortis through its wholly-owned subsidiary signed definitive agreements to acquire the 125-bedded People Tree Hospital in Yeshwanthpur, Bengaluru, for INR 430 Cr, through a 100% acquisition of TMI Healthcare Pvt. Ltd., along with the underlying land and building and an adjacent land parcel, enabling future expansion to over 300 beds. The transaction was consummated in Jan'26.



## Launch of 'Adayu', a Dedicated Facility Offering Specialised Mental Health Care

**Nov'25** : Fortis launched 'Adayu', a 36-bedded specialised mental health care facility located in Gurugram, offering evidence-based treatments through a multidisciplinary approach to deliver comprehensive, compassionate and world-class care.



# Q3FY26 SNAPSHOT

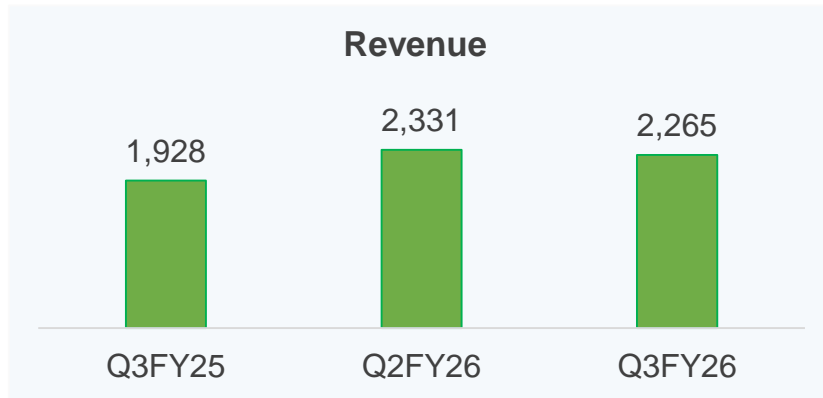
- Hospital business revenues grew 19.4% to INR 1,938 Cr versus INR 1,623 Cr in Q3FY25
- Hospital Business Operating EBITDA stood at INR 420 Cr, up 28.9%; while operating EBITDA margin was at 21.7% versus 20.0% in Q3FY25
- Q3FY26 hospital business ARPOB was at INR 2.56 Cr per annum vs INR 2.45 Cr in Q3FY25, up 4.5%
- Occupancy for the quarter stood at 67%, similar to corresponding previous period
- The company's diagnostics business reported gross revenues of INR 371 Cr versus INR 342 Cr in Q3FY25, up 8.3%
- Operating EBITDA Margin of the diagnostics business (basis gross revenues) stood at 23.1% versus 14.4% in Q3FY25. Excluding one offs\*, the Operating EBITDA Margin stood at 21.3% in Q3 FY25.

*\* In Q3FY25, one off expenses pertain primarily to rebranding expenses*

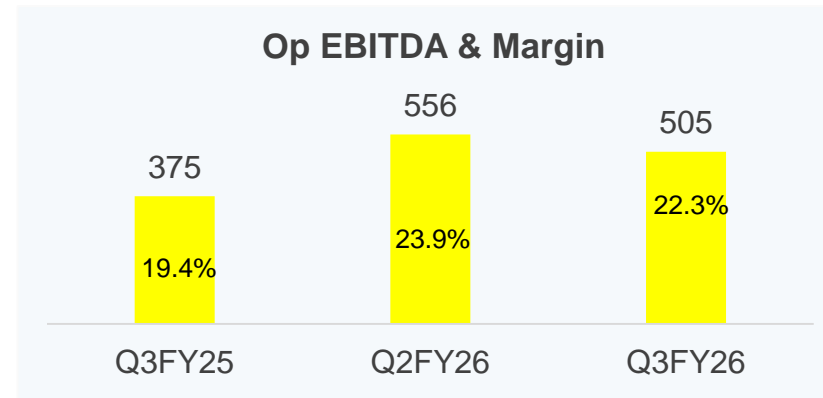


# CONSOLIDATED EARNINGS SUMMARY – Q3FY26

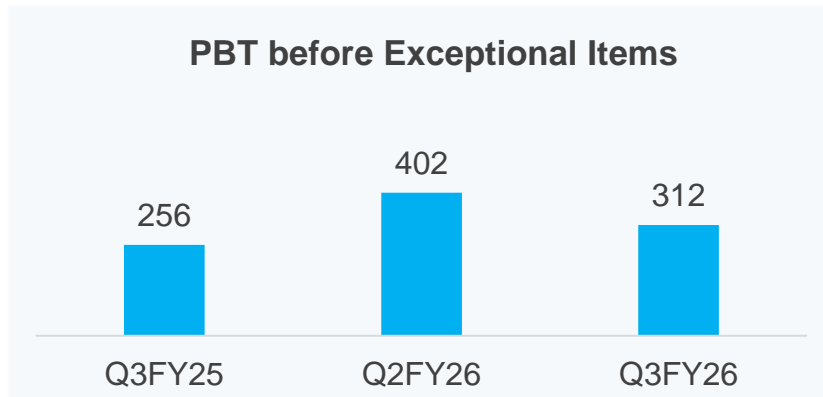
All figures in INR Cr



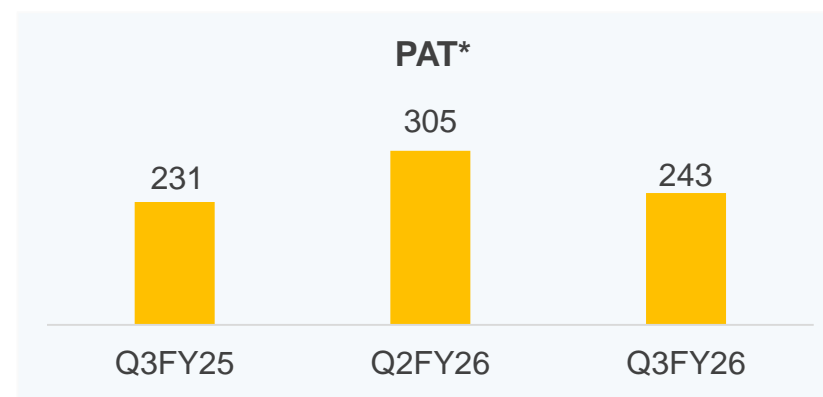
Up 17.5%



Up 34.8%



Up 21.9%



Up 5.6%

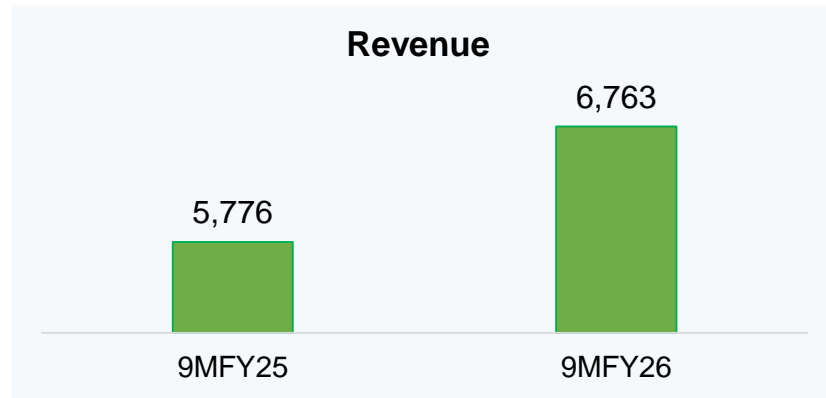
\* Q3FY26 PAT excludes exceptional loss of INR 55.2 Cr which pertains to one-time impact of new Labour Codes set off by reversal of impairment in an associate Company of INR 9.4 Cr, resulting in net impact of INR 45.9 Cr

\* Q2FY26 PAT excludes exceptional gain of INR 23.5 Cr which pertains primarily to reversal of impairment in an associate Company

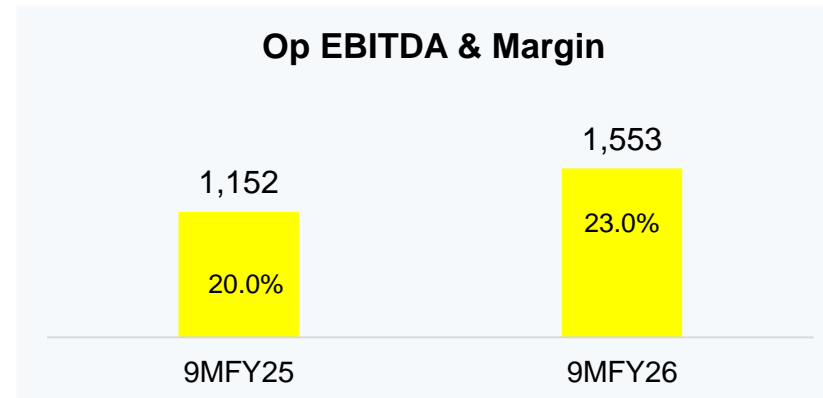
\* Q3FY25 PAT excludes exceptional gain of INR 23.8 Cr which pertains primarily related to the divestment of the Richmond Road, Bangalore facility in December 2024

# CONSOLIDATED EARNINGS SUMMARY – 9MFY26

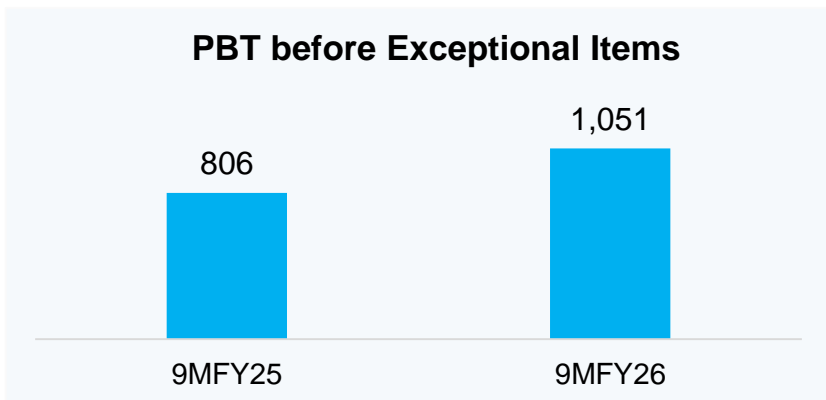
All figures in INR Cr.



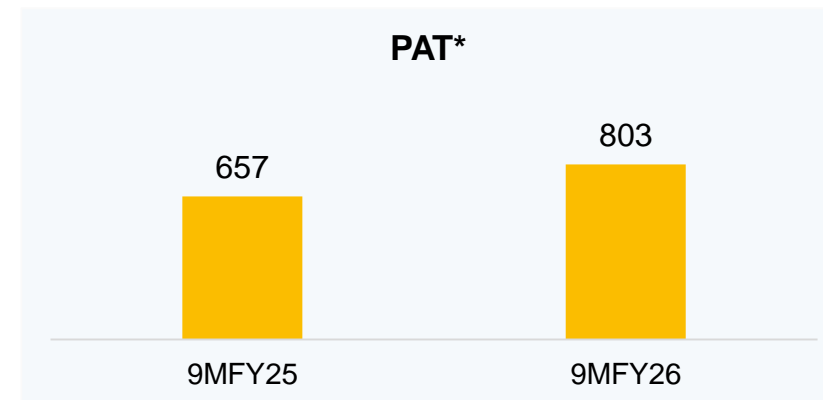
Up 17.1%



Up 34.7%



Up 30.4%



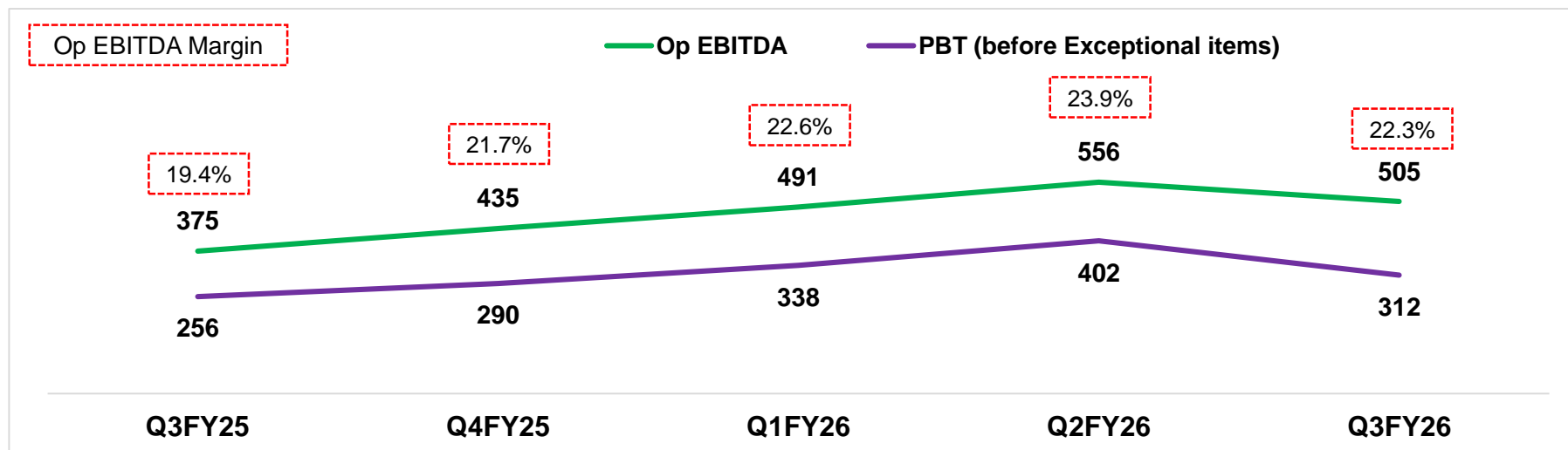
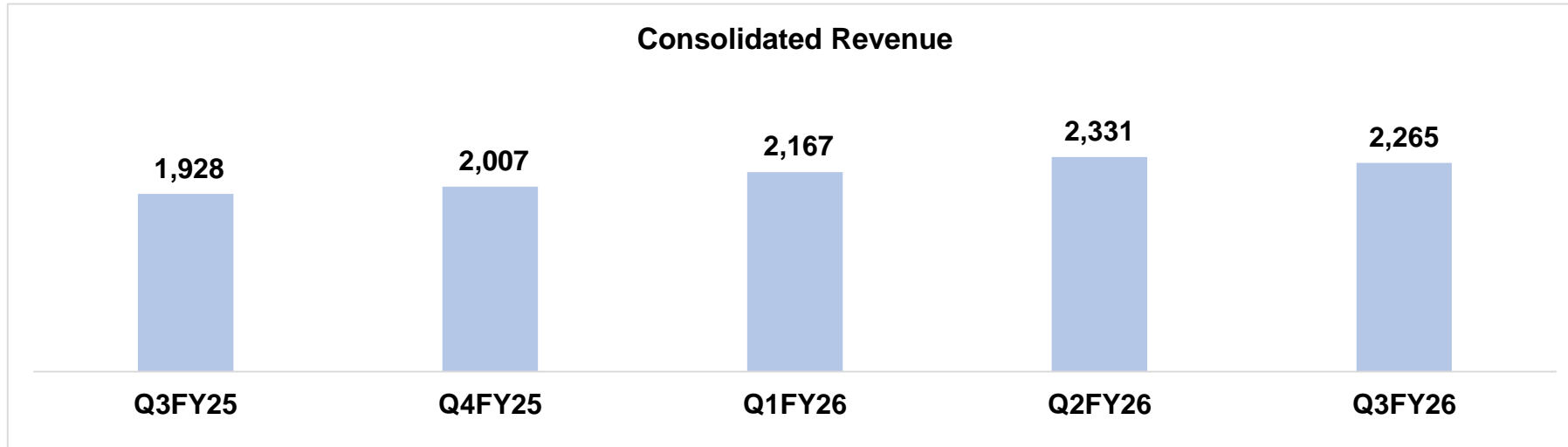
Up 22.2%

\* 9MFY26 PAT excludes exceptional loss of INR 55.2 Cr which pertains to one-time impact of new Labour Codes set off by reversal of impairment in an associate Company of INR 45.5 Cr, resulting in net impact of INR 9.7 Cr

\* 9MFY25 PAT excludes exceptional net loss of INR 35.8 Cr which relates to impairment movement in an associate Company (INR 59.6 Cr) set off by gain of INR 23.8 Cr primarily related to the divestment of the Richmond Road, Bangalore facility in December 2024

# CONSOLIDATED EARNINGS SUMMARY

All figures in INR Cr



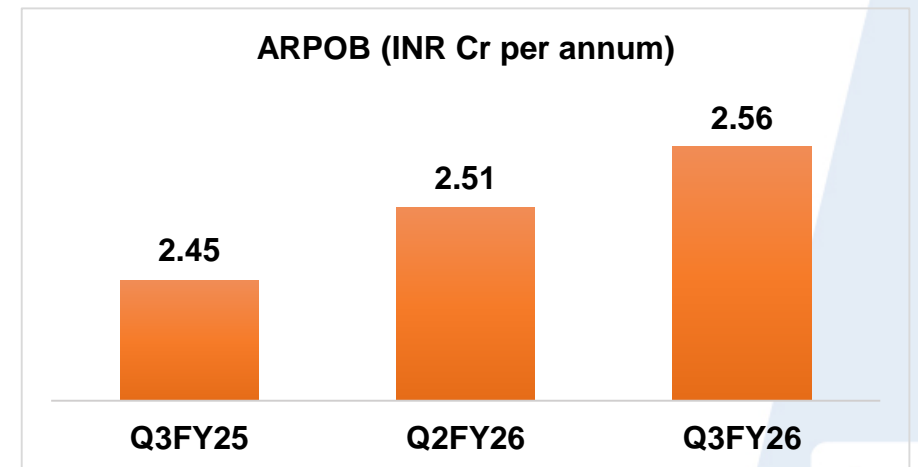
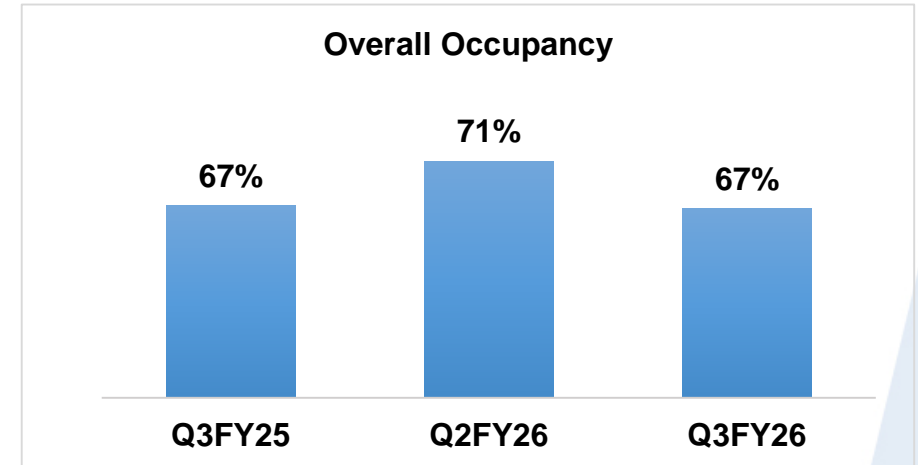


# Q3FY26

## HOSPITAL BUSINESS HIGHLIGHTS

- Occupancy was at 67%, similar to Q3FY25. Occupied beds increased to 3,189 compared to 2,790 in Q3FY25, a growth of 14.3%.
- Revenue from focus specialties comprising Oncology, Neurosciences, Cardiac Sciences, Gastroenterology, Orthopedics and Renal Sciences grew 19% and contributed 61% to overall hospital business revenues.
- International Patient revenues grew 19% to INR 156 Cr in Q3FY26 vs INR 132 Cr in Q3FY25. The business contributed 7.7% to overall hospital business revenues in Q3FY26, similar to Q3FY25.
- Revenues from digital channels viz website, mobile application and digital campaigns witnessed a 18.9% YoY growth; contributed 29.8% to overall hospital revenues versus 29.9% in Q3FY25.
- Company further strengthened its medical talent with the onboarding of specialists in the areas of Oncology, Neurosciences and General Surgery.

### Key Performance Indicators



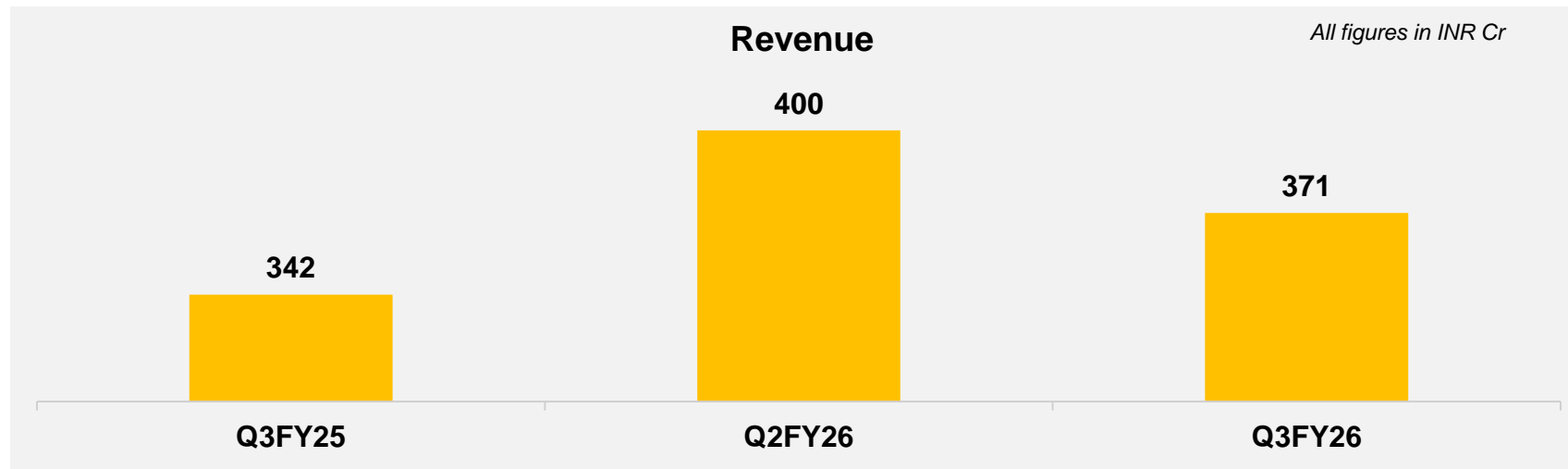
Up 4.5%



# Q3FY26

## DIAGNOSTIC BUSINESS HIGHLIGHTS

- Agilus gross revenues grew 8.3% to INR 371 Cr in Q3FY26 versus INR 342 Cr in Q3FY25
- Operating EBITDA stood at INR 86 Cr in Q3FY26 versus INR 49 Cr in Q3FY25
- Operating EBITDA Margin (basis gross revenues) stood at 23.1% versus 14.4% in Q3FY25. Excluding one offs\*, the Operating EBITDA Margin stood at 21.3% in Q3 FY25.



\* In Q3FY25, one off expenses pertain primarily to rebranding expenses

# OPERATING PERFORMANCE

## HOSPITAL BUSINESS

Particulars (INR Cr)	Hospital Business				
	Q3FY25	Q2FY26	Q3FY26	9MFY25	9MFY26
<b>Operating Revenue</b>	<b>1,623</b>	<b>1,974</b>	<b>1,938</b>	<b>4,827</b>	<b>5,749</b>
Revenue Growth vs LY	16.8%	19.3%	19.4%	15.0%	19.1%
<b>Reported EBITDA</b>	<b>340</b>	<b>483</b>	<b>424</b>	<b>1,004</b>	<b>1,322</b>
EBITDA growth vs LY	34.0%	30.9%	24.8%	33.7%	31.6%
<b>Margin</b>	<b>20.9%</b>	<b>24.5%</b>	<b>21.9%</b>	<b>20.8%</b>	<b>23.0%</b>
Adj: Other Income <sup>^</sup>	14	31	4	37	44
<b>Operating EBITDA</b>	<b>325</b>	<b>452</b>	<b>420</b>	<b>967</b>	<b>1,278</b>
<b>Margin</b>	<b>20.0%</b>	<b>22.9%</b>	<b>21.7%</b>	<b>20.0%</b>	<b>22.2%</b>

- Above financials includes financials of International entities which are part of Fortis group; mainly RHTTM
- <sup>^</sup> Hospital business reported EBITDA for 9MFY26 includes other income primarily pertaining to interest income, dividend income from the Company's majority owned subsidiary Agilus Diagnostics and interest on tax refund
- <sup>^</sup> Hospital business reported EBITDA for 9MFY25 includes other income primarily pertaining to gain on sale of assets, interest on tax refund, interest income and dividend income received from the Company's majority owned subsidiary Agilus Diagnostics

# OPERATING PERFORMANCE

## DIAGNOSTIC BUSINESS

Particulars (INR Cr)	Diagnostic Business				
	Q3FY25	Q2FY26	Q3FY26	9MFY25	9MFY26
<b>Operating Revenue</b>	<b>342</b>	<b>400</b>	<b>371</b>	<b>1,058</b>	<b>1,139</b>
Revenue Growth vs LY	3.5%	7.3%	8.3%	2.4%	7.7%
<b>Reported EBITDA</b>	<b>56</b>	<b>113</b>	<b>92</b>	<b>203</b>	<b>297</b>
EBITDA growth vs LY	51.1%	30.9%	64.2%	14.5%	46.2%
<b>Margin</b>	<b>16.4%</b>	<b>28.4%</b>	<b>24.9%</b>	<b>19.2%</b>	<b>26.1%</b>
Adj: Other Income incl FX	7	9	7	18	22
<b>Operating EBITDA</b>	<b>49</b>	<b>104</b>	<b>86</b>	<b>185</b>	<b>275</b>
<b>Margin</b>	<b>14.4%</b>	<b>26.1%</b>	<b>23.1%</b>	<b>17.5%</b>	<b>24.1%</b>
Adj: One off expenses*	24	1	-	42	1
<b>Operating EBITDA before one off exp</b>	<b>73</b>	<b>105</b>	<b>86</b>	<b>226</b>	<b>276</b>
<b>Margin</b>	<b>21.3%</b>	<b>26.3%</b>	<b>23.1%</b>	<b>21.4%</b>	<b>24.2%</b>

- \* For 9MFY25, one off expenses includes rebranding expenses, a contingent consideration payment for an earlier lab acquisition and reversal of provision related to certain government business
- Diagnostics business revenue is on Gross Basis; Diagnostic business Q3FY26 net revenue (net of inter company elimination) stood at INR 327.4 Cr versus INR 305.2 Cr in Q3FY25 and INR 357.5 Cr in Q2FY26.

# BALANCE SHEET (CONSOLIDATED)

*December 31, 2025*

Balance Sheet (INR Cr)	Dec 31, 2024	Mar 31, 2025	Dec 31, 2025
Shareholder's Equity	8,984	9,169	9,895
Debt	2,341	2,196	2,924
Lease Liabilities (Ind AS 116)*	268	280	575
<b>Total Capital Employed</b>	<b>11,593</b>	<b>11,645</b>	<b>13,394</b>
Net Fixed Assets (including intangibles & CWIP)	6,477	6,636	7,639
Goodwill	4,194	4,194	4,468
Investments	178	169	229
Cash and Cash Equivalents	1,697	502	377
Net Other Assets^	(953)	144	681
<b>Total Assets</b>	<b>11,593</b>	<b>11,645</b>	<b>13,394</b>
<b>Net Debt / (cash)</b>	<b>644</b>	<b>1,694</b>	<b>2,547</b>
<b>Net Debt to Equity</b>	<b>0.07x</b>	<b>0.18x</b>	<b>0.26x</b>

- \*Pertains to lease liability on account of adoption of new accounting standard on leases w.e.f. April 1, 2019
- Net Debt excludes lease liabilities
- Net Debt to EBITDA was at 1.24x vs 0.41x for Q3FY26 and Q3FY25 (basis annualized EBITDA of Q3FY26 and Q3FY25, respectively)
- ^Includes PUT option liability pertaining to Agilus' Stake held by private equity investors; 7.61% stake was acquired from one of the private equity investors in Dec-24 and the remaining stake of 23.91% was acquired in Jan-25

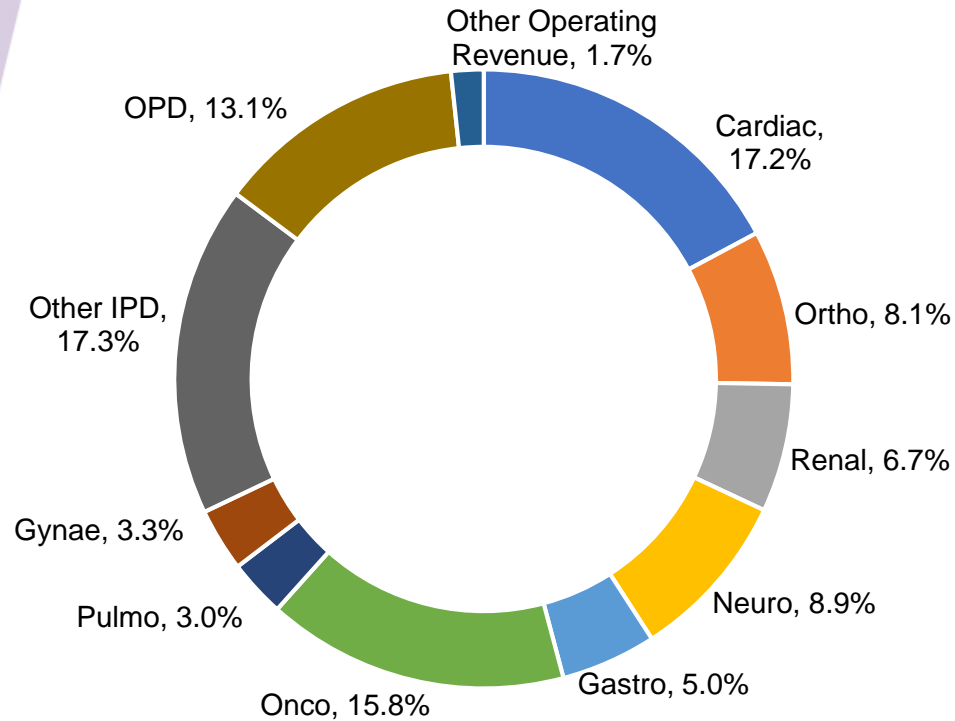


# PERFORMANCE REVIEW

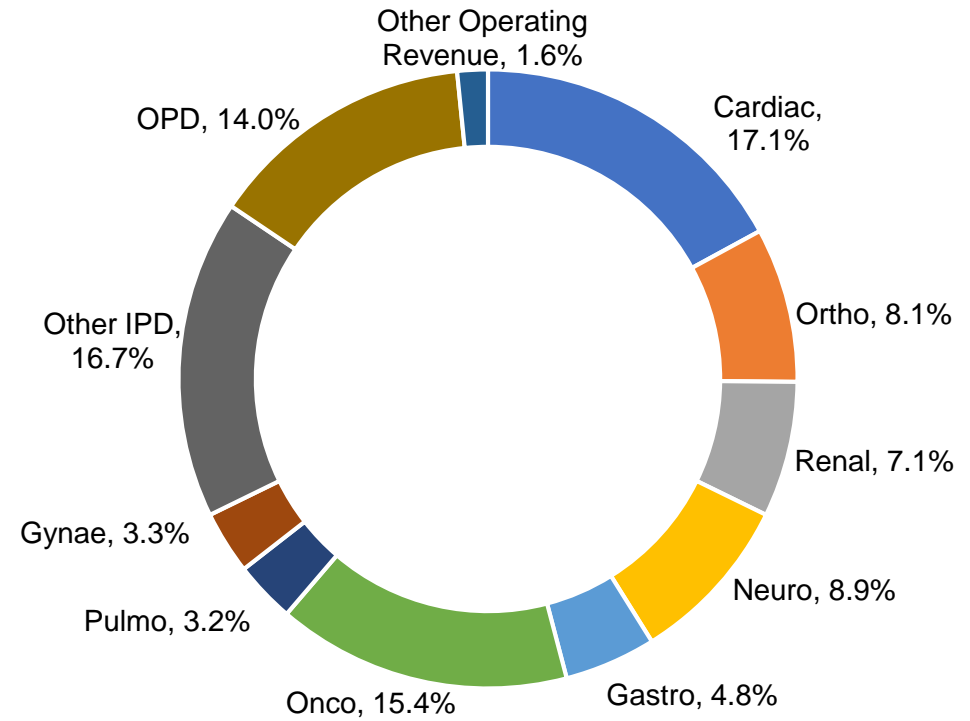
HOSPITALS BUSINESS

# SPECIALTY MIX

## Q3FY25



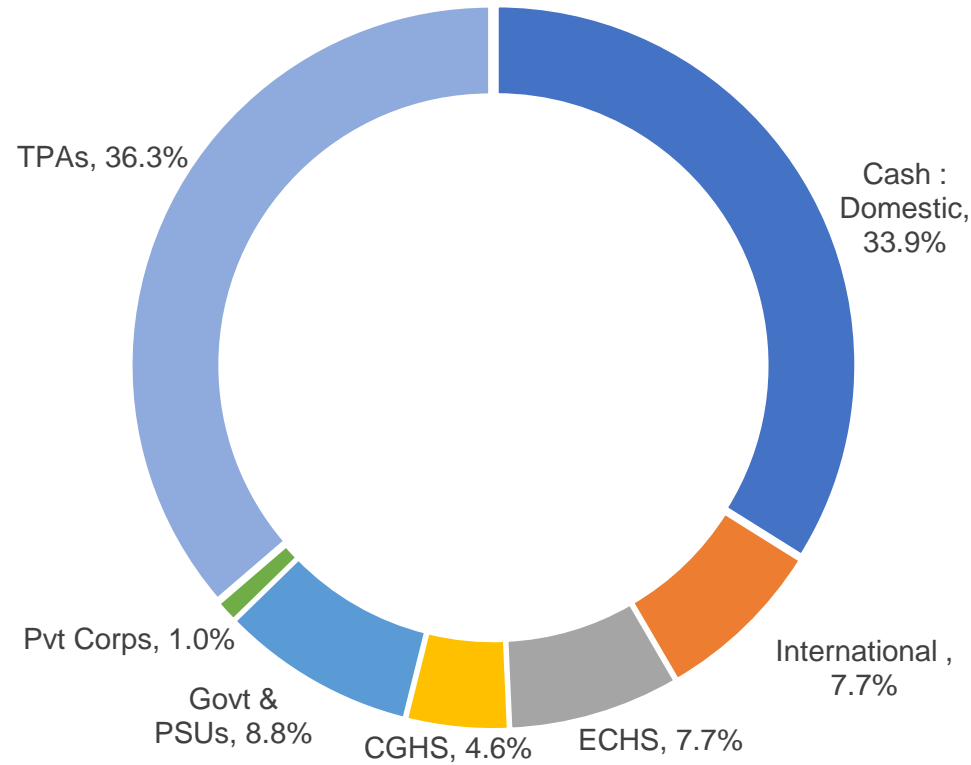
## Q3FY26



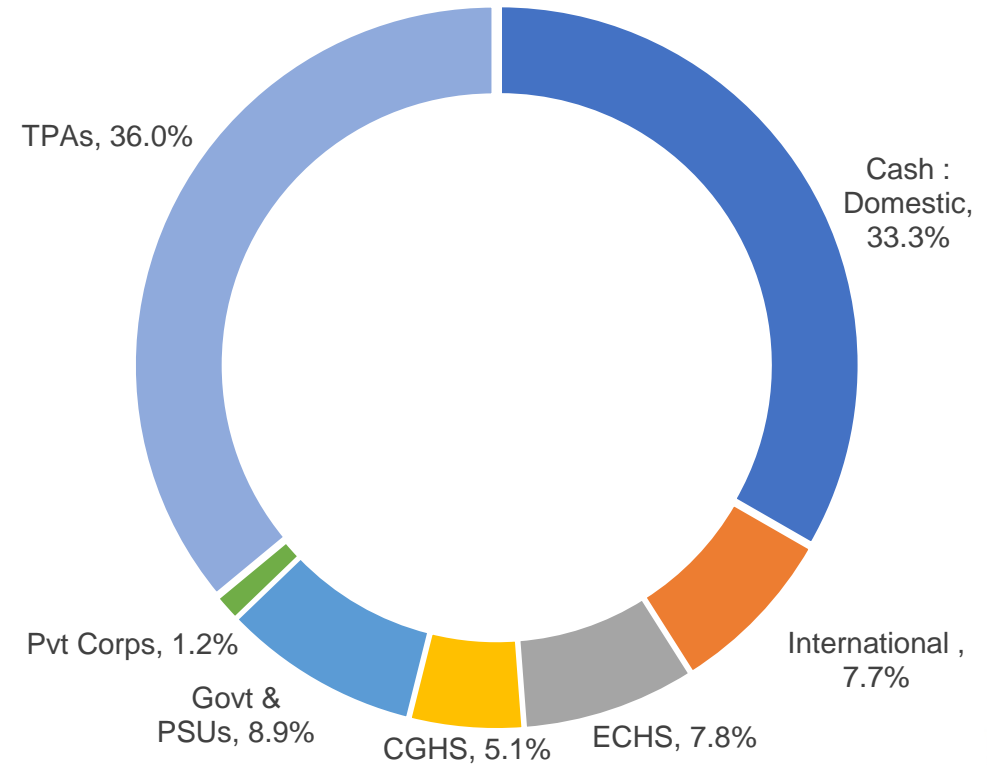
Key Specialties such as Renal Sciences, Pulmonology and Orthopaedics witnessed Y-o-Y revenue growth of 27%, 26% and 20%, respectively

# PAYOR MIX

## Q3FY25



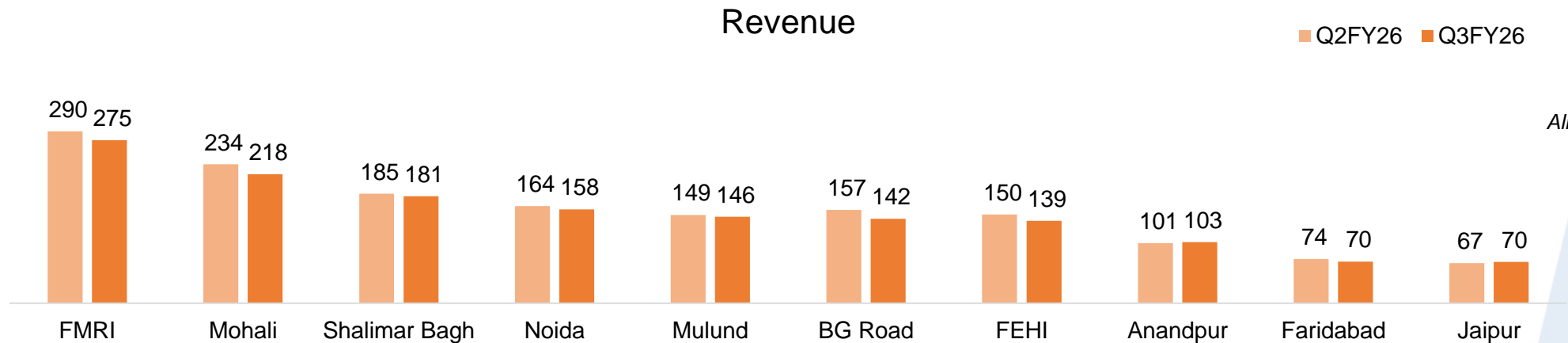
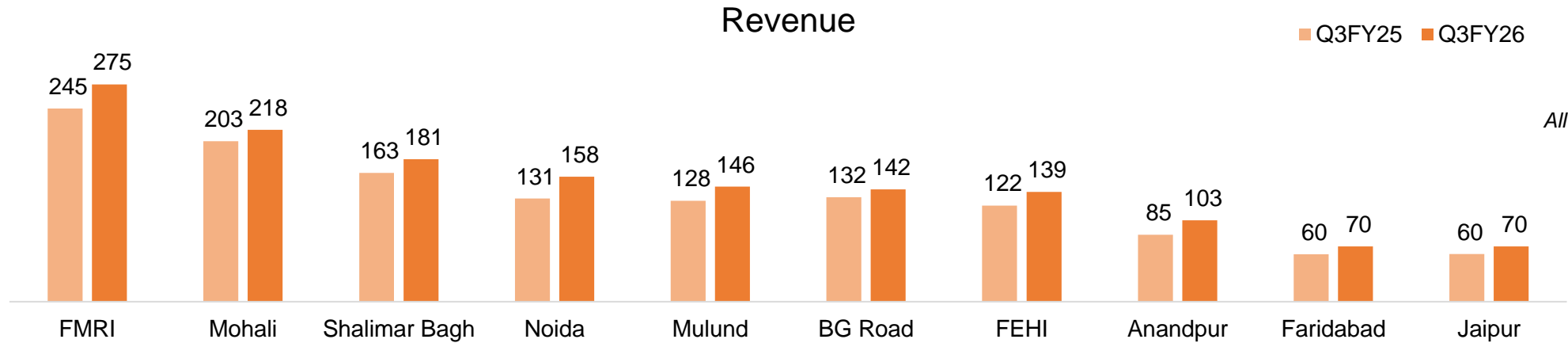
## Q3FY26





# HOSPITAL BUSINESS PERFORMANCE – Q3FY26

Key healthcare facilities continue to witness a YoY upward momentum in revenues



# HOSPITAL MARGIN MATRIX

9MFY26

EBITDA	No of Facilities	Revenue Contribution	Operational beds	ARPOB (INR Cr)	Occupancy
>20%	13	76.8%	3,222	2.65	72%
15% - 20%	4	11.6%	559	2.50	68%
10% - 15%	1	2.1%	119	2.18	64%
<10%	5 <sup>^</sup>	8.3%	738	1.63	57%

<sup>^</sup> Note: <10% EBITDA Margin facilities include Manesar (commissioned in Sep'24) and the recently added Greater Noida facility on lease (commissioned in Oct'22)

FY25\*

EBITDA	No of Facilities	Revenue Contribution	Operational beds	ARPOB (INR Cr)	Occupancy
>20%	10	73.2%	2,611	2.67	72%
15% - 20%	5	9.2%	523	1.64	74%
10% - 15%	2	10.0%	429	2.35	69%
<10%	4	6.3%	533	1.67	50%

Note: \*FY25 numbers exclude Richmond Road facility, Bangalore (Divested in Dec'24)

Note: The margin matrix for FY25 and 9MFY26 reflects EBITDA margins basis IND AS accounting for lease facilities



# **BEDS EXPANSION UPDATE**

---

# Key Ongoing Expansion Projects

*Manesar Facility (~300 Beds)\* –  
175 Bed Capacity added till Dec'25  
Remaining Capacity Addition: Q4FY26*



*Noida New Tower (~150 Beds) –  
~73 Beds operationalized: H1FY26  
~50 Beds Expected operationalization: Q4FY26  
~27 Beds Expected operationalization: H1FY27*



*FMRI New Beds (20 Beds through Internal rejig) –  
Operationalized Q1FY26  
FMRI New Tower (200 Beds) – Expected  
operationalization H1FY27*

*Note: \*Manesar facility's total capacity is ~350 beds.*

*In addition to the above-mentioned bed expansions, capacity has been further enhanced in FY26 (excluding O&M beds) by ~125 beds through the Yeshwanthpur (Bengaluru) hospital acquisition, ~191 beds through the Jalandhar hospital acquisition, ~200 beds through the addition of Greater Noida hospital, ~50 beds at Faridabad and ~20 beds at BG Road.*



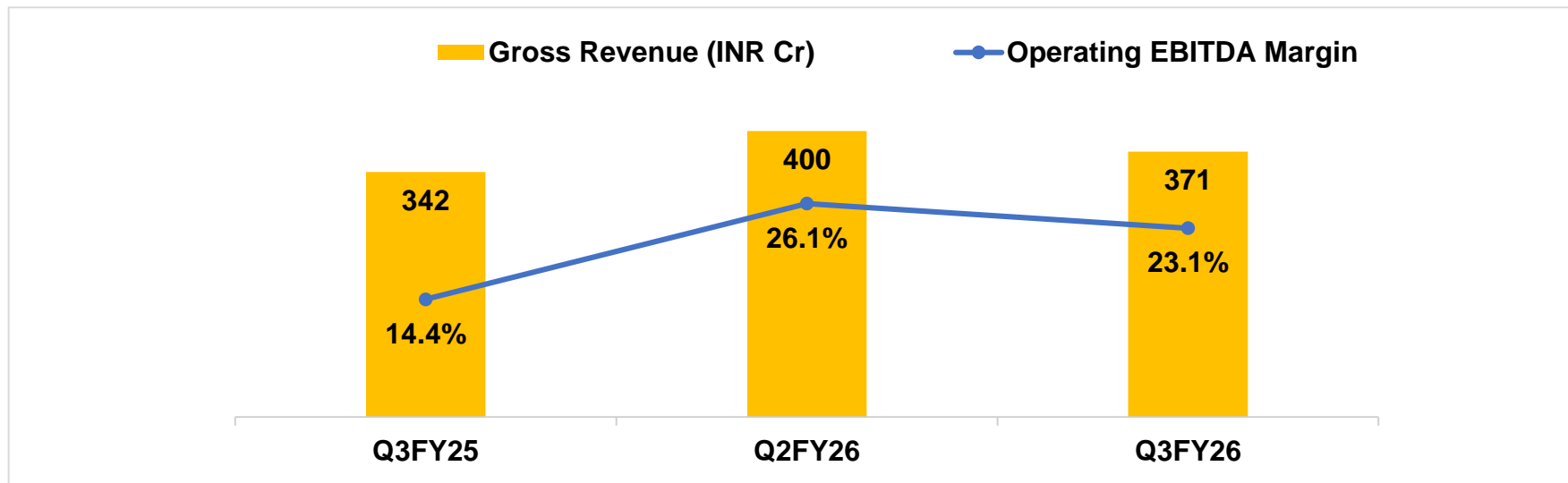
# PERFORMANCE REVIEW

---

DIAGNOSTICS BUSINESS

# DIAGNOSTICS BUSINESS

- During Q3FY26, Agilus conducted 9.94 Mn tests, versus 9.59 Mn in Q3FY25
- Agilus added 175+ Customer touchpoints^ to its network in Q3FY26
- Agilus' B2C : B2B revenue mix stood at 52:48 in the quarter compared to 51:49 in Q3FY25
- Operating EBITDA INR 86 Cr in Q3FY26 versus INR 49 Cr in Q3FY25
- Operating EBITDA Margin (basis gross revenues) stood at 23.1% versus 14.4% in Q3FY25. Excluding one offs\*, the Operating EBITDA Margin stood 21.3% in Q3FY25



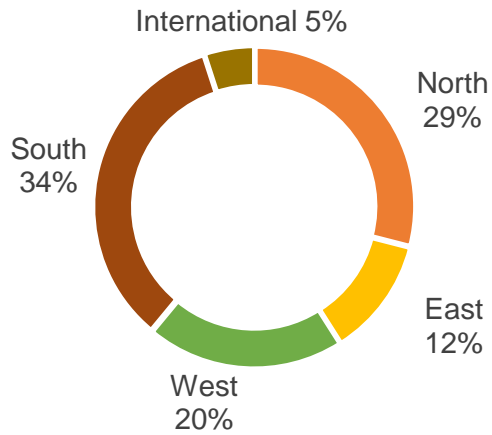
Note: ^ Gross additions

\* In Q3FY25 one off expenses pertain primarily to rebranding expense

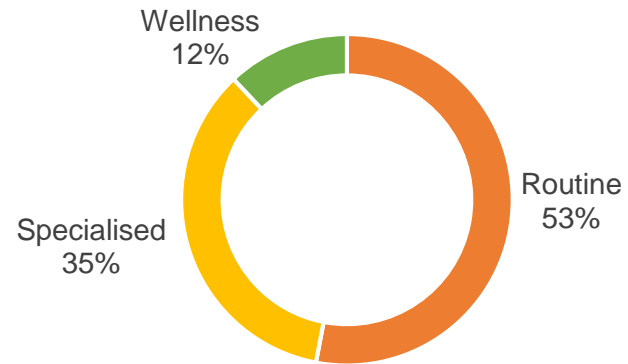
# QUARTERLY REVENUE MIX

Q3FY26

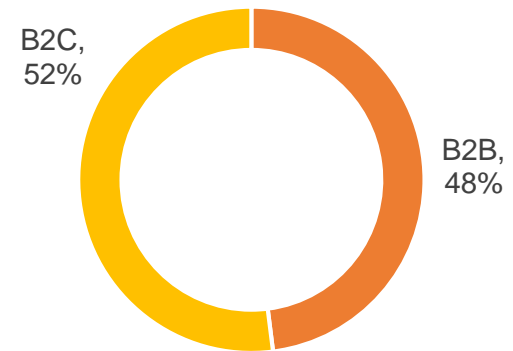
**Geographic mix**



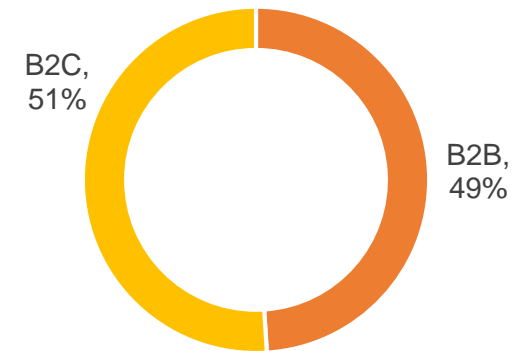
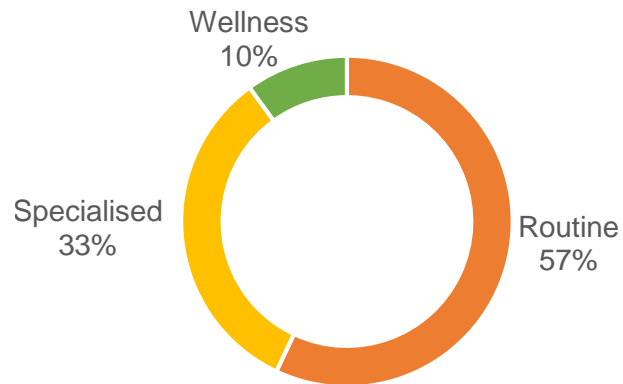
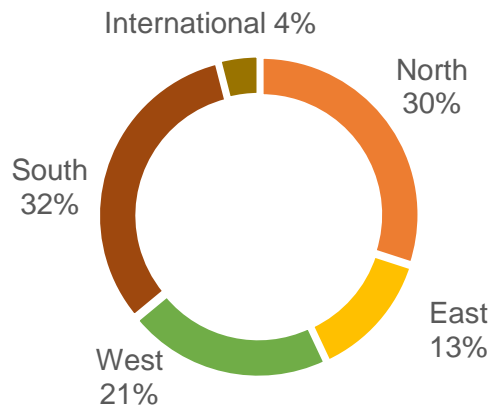
**Product Mix**



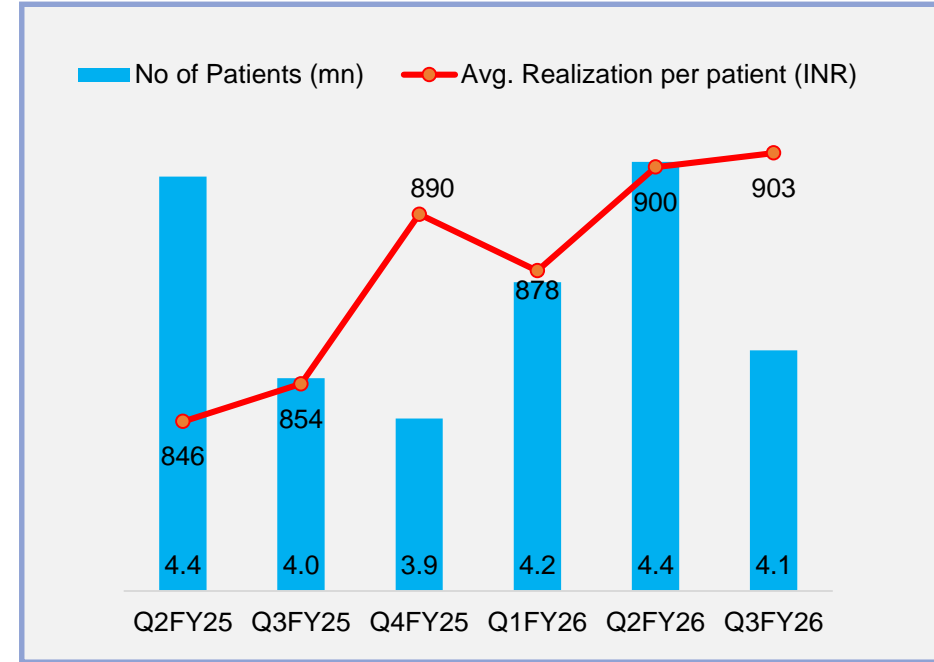
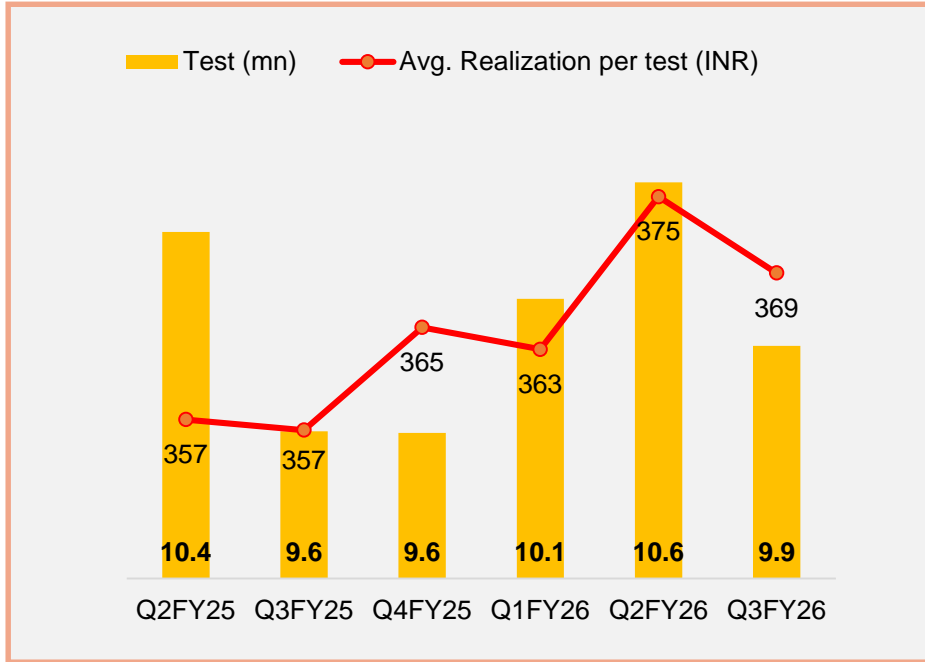
**Segment Mix**



Q3FY25



# QUARTERLY KEY PERFORMANCE METRICS







**CLINICAL EXCELLENCE**

**AT FORTIS**

---

**KEY HIGHLIGHTS**

# AUGMENTING MEDICAL PROGRAMS

- **Fortis Hospital, Bannerghatta Road, Bengaluru**, launched a dedicated Advanced Spine Centre to provide comprehensive, multidisciplinary care for patients with spine-related disorders
- **Fortis Hospital, Gurugram**, launched an Ocular Oncology Clinic offering comprehensive care for eye cancers and ocular tumours in both adults and children
- **Fortis Hospital, Jaipur**, launched Rajasthan's first Artificial Intelligence–powered Advanced Therapeutic GI Endoscopy Department for the diagnosis and treatment of gastrointestinal disorders
- **Fortis Hospital, Manesar**, launched the Da Vinci Xi Robotic Surgical System, marking a significant step toward enhanced precision in surgical care
- **Fortis Hospital, Nagarbhavi, Bengaluru**, launched the next-generation Mako Robotic System for advanced knee joint replacement surgeries
- **Fortis Hospital, Mulund**, launched the Fortis Cancer Institute and the Institute of Gastro Sciences — the new wing is equipped with cutting-edge diagnostic technologies, advanced treatment modalities, and a patient-centric care environment

# CLINICAL EXCELLENCE

- **Fortis Hospital, Gurugram**, performed a heart transplant on a 48-year-old woman with end-stage Dilated Cardiomyopathy and a critically low 15% heart function.
- **Fortis Hospital, Anandpur, Kolkata**, performed a complex open heart surgery, including Aortic Valve Replacement, on a 53-year-old woman with a large right atrial tumour and a Sinus of Valsalva aneurysm.
- **Fortis Hospital, Mohali, and Fortis Hospital, Gurugram** secured the prestigious Joint Commission International (JCI) re-accreditation for the sixth and second consecutive time respectively.



*\*Above data pertains to Q3FY26*



# APPENDIX

---

# GROUP CONSOLIDATED P&L – Q3FY26

Particulars ( INR Cr)	Q3FY25	Q2FY26	Q3FY26
<b>Revenue from operations</b>	<b>1,928.3</b>	<b>2,331.4</b>	<b>2,265.0</b>
Other income	20.9	22.6	8.3
<b>Total income</b>	<b>1,949.2</b>	<b>2,354.0</b>	<b>2,273.3</b>
Expenses	1,553.1	1,775.1	1,759.4
<b>EBITDA*</b>	<b>396.0</b>	<b>578.9</b>	<b>513.9</b>
<b>Margin</b>	<b>20.5%</b>	<b>24.8%</b>	<b>22.7%</b>
Finance costs	45.2	74.9	85.7
Depreciation and amortisation expense	97.3	105.8	120.1
<b>PBT</b>	<b>253.5</b>	<b>398.2</b>	<b>308.1</b>
Share of profit / (loss) of associates and joint ventures (net)	2.1	3.7	3.5
<b>Net profit / (loss) before exceptional items and tax</b>	<b>255.6</b>	<b>401.9</b>	<b>311.6</b>
Exceptional gain/loss**	23.8	23.5	-45.9
<b>Profit / (loss) before tax from continuing operations</b>	<b>279.4</b>	<b>425.4</b>	<b>265.7</b>
Tax expense / (credit)	25.1	96.6	68.3
<b>Net profit / (loss) for the period from continuing operations</b>	<b>254.3</b>	<b>328.8</b>	<b>197.4</b>
<b>Profit / (loss) from continuing operations attributable to Owners of the company</b>	<b>247.9</b>	<b>321.9</b>	<b>193.7</b>

\* EBITDA includes other income, forex and exceptional/non-recurring expenses

\*\* Q3FY26 exceptional loss of INR 55.2 Cr pertains to one-time impact of new Labour Codes set off by reversal of impairment in an associate Company of INR 9.4 Cr, resulting in net impact of INR 45.9 Cr

\*\* Q2FY26 exceptional gain pertains primarily to reversal of impairment in an associate Company

\*\* Q3FY25 exceptional gain of INR 23.8 Cr primarily relates to the divestment of the Richmond Road, Bangalore facility in December 2024

# GROUP CONSOLIDATED P&L – 9MFY26

Particulars (INR Cr)	9MFY25	9MFY26
<b>Revenue from operations</b>	<b>5,775.6</b>	<b>6,763.2</b>
Other income	47.1	46.3
<b>Total income</b>	<b>5,822.7</b>	<b>6,809.4</b>
Expenses	4,623.1	5,210.5
<b>EBITDA*</b>	<b>1,199.6</b>	<b>1,598.9</b>
<b>Margin</b>	<b>20.8%</b>	<b>23.6%</b>
Finance costs	116.9	230.2
Depreciation and amortisation expense	283.4	327.5
<b>PBT</b>	<b>799.4</b>	<b>1,041.3</b>
Share of profit / (loss) of associates and joint ventures (net)	6.9	10.1
<b>Net profit / (loss) before exceptional items and tax</b>	<b>806.3</b>	<b>1,051.4</b>
Exceptional gain/loss**	-35.8	-9.7
<b>Profit / (loss) before tax from continuing operations</b>	<b>770.5</b>	<b>1,041.7</b>
Tax expense / (credit)	149.1	248.7
<b>Net profit / (loss) for the period from continuing operations</b>	<b>621.4</b>	<b>793.0</b>
<b>Profit / (loss) from continuing operations attributable to Owners of the company</b>	<b>590.3</b>	<b>775.9</b>

\* EBITDA includes other income, forex and exceptional/non-recurring expenses

\*\* 9MFY26 exceptional loss of INR 55.2 Cr pertains to one-time impact of new Labour Codes set off by reversal of impairment in an associate Company of INR 45.5 Cr, resulting in net impact of INR 9.7 Cr

\*\* 9MFY25 exceptional net loss of INR 35.8 Cr relates to impairment movement in an associate Company (INR 59.6 Cr) set off by gain of INR 23.8 Cr primarily related to the divestment of the Richmond Road, Bangalore facility in December 2024



**THANK YOU**