

WWW.felixindustries.CO



CIN : L40103GJ2012PLC072005

November 14, 2024

To,
National Stock Exchange (NSE),
Exchange Plaza,
Plot no. C/1, G Block,
Bandra Kurla Complex
Bandra (East),
Mumbai - 400 051

Sub.: Outcome of (07/2024-25) Board Meeting
Company Symbol - FELIX

This is to inform you under Regulation 30 and any other regulations of SEBI (Listing Obligations and Disclosure Requirements) Regulations, 2015 that a meeting of the Board of Directors of the Company was held on Thursday, 14th November, 2024 and the said meeting commenced at 7:45 P.M and concluded at 08:50 P.M. In that meeting the Board has decided the following matters:

1. Considered and approved the Unaudited Standalone & Consolidated Financial Results (the "Results") of the company for the Half Year ended on 30th September, 2024 along with limited review report as per Regulation 33 of SEBI (LODR) Regulations, 2015.

Kindly take the same on your record.

Thanking you,

Yours faithfully,
FOR FELIX INDUSTRIES LIMITED



Vinay Patel
Fresh Vinay Patel
Managing Director
(DIN: 05350896)

FELIX INDUSTRIES LIMITED

REGISTERED / CORPORATE OFFICE :

Plot No. 123, Devraj Industrial Park, Piplaj-Pirana Road,
Piplaj, Ahmedabad - 382405. GUJARAT. INDIA

Ph. : +91 79 2646 3658 / 59
Cell : +91 99099 97538
E-mail : info@felixindustries.co

FELIX INDUSTRIES LIMITED

(CIN:L40103GJ2012PLC072005)

(Regd. Office:- PLOT NO.: 123, DEVRAJ INDUSTRIAL PARK, PIPLAJ PIRANA ROAD, AHMEDABAD GJ 382405 IN)

E-mail id: cs@felixindustries.co

website:www.felixindustries.co


Extract of the Standalone Unaudited Financial Results for the Half Year Ended on 30/09/2024

Rs. in Lakhs (Except EPS & Face Value of Shares)

Sr.No.	Particulars	Half Year ended			Year ended	
		30.09.2024	31-03-2024	30.09.2023	31-03-2024	31-03-2023
	(Refer Notes Below)	(Unaudited)	(Audited)	(Unaudited)	(Audited)	(Audited)
1	Revenue from Operations					
	Sales/Income from operations	1,099.14	1,706.03	1,180.00	2,886.03	1,938.04
	Other income	127.13	95.39	32.08	127.47	5.67
	Total income from operations	1,226.27	1,801.42	1,212.08	3,013.50	1,943.71
2	Expenses					
	(a) Cost of Materials consumed	-	-	-	-	-
	(b) Purchase of stock-in-trade	1,593.00	1,218.57	554.72	1,773.29	1,098.18
	(c) Changes in inventories of finished goods, work-in-progress and stock-in-trade	(1,345.92)	(452.05)	(60.94)	(512.99)	(191.91)
	(d) Employee benefits expense	301.14	289.85	249.21	539.06	463.28
	(e) Finance Cost	14.71	29.29	26.14	55.43	51.02
	(f) Depreciation and amortisation expense	19.35	15.68	13.71	29.39	25.20
	(g) Other expenses (Any item exceeding 10% of the total expenses relating to continuing operations to be shown separately)	264.41	304.40	292.04	596.44	354.92
	Total Expenses	846.69	1,405.74	1,074.88	2,480.62	1,800.69
3	Profit / (Loss) before exceptional, extra ordinary items and tax (1-2)	379.58	395.68	137.20	532.88	143.02
4	Exceptional Items	-	-	-	-	-
5	Profit / (Loss) before extra ordinary items and tax (3-4)	379.58	395.68	137.20	532.88	143.02
6	Extra Ordinary Items	-	-	-	-	-
7	Profit / (Loss) from ordinary activities before tax	379.58	395.68	137.20	532.88	143.02
8	Tax expense					
	Current Tax	(100.42)	(113.78)	(30.20)	(143.98)	(23.88)
	Less: MAT Credit Availed					23.88
	Deferred Tax [Assets/(Liabilities)]	(1.84)	(3.55)	(9.60)	(13.15)	(25.99)
	Short / (Excess) Provision for Income Tax					
	Total Tax Expenses	(102.26)	(117.33)	(39.80)	(157.13)	(25.99)
9	Profit / (Loss) from continuing operation after tax	277.32	278.35	97.40	375.75	117.03
10	Profit / (Loss) from discontinuing operation	-	-	-	-	-
11	Tax expense of Discontinuing Operation	-	-	-	-	-
12	Profit / (Loss) from discontinuing operation after Tax	-	-	-	-	-
13	Net Profit/(Loss) for the Period	277.32	278.35	97.40	375.75	117.03
14	Details of equity share capital					
	Paid-up share capital	1,353.21	1,244.30	738.30	1,244.30	509.30
	Money Received Against Share Warrants	2,017.25	2,498.38	1,623.71	2,498.38	753.41
	Face value of equity share capital	10.00	10.00	10.00	10.00	10.00
15	Reserves excluding revaluation reserve	4,772.61	2,727.34	1,164.93	2,727.34	357.62
16	Earning per Equity Share of Rs.10 Each					
	(i) before extraordinary items					
	(a) Basic	2.09	2.85	1.48	4.33	2.30
	(b) Diluted	2.09	2.85	1.48	4.33	2.30
	(i) After Extraordinary Items					
	(a) Basic	2.09	2.85	1.48	4.33	2.30
	(b) Diluted	2.09	2.85	1.48	4.33	2.30

Notes: (kindly provide)

- 1 The financial results of the company for the half year ended on September 30, 2024 have been reviewed and recommended by the Audit Committee and approved by the Board of Directors of the Company in their meeting held on 14th November, 2024. The results are being published in accordance with Regulation 33 of the SEBI (Listing Obligations and Disclosure Requirements) Regulations, 2015.
- 2 Company had received Nil complaint from shareholder during the Quarter ended on 30.09.2024.
- 3 The company had allotted 7,28,490 & 3,60,580 Equity Shares on May 30, 2024 & September 03, 2024 respectively pursuant to conversion of warrants at a price of Rs.175/- including Premium of 165/- per share on preferential basis to Promoter & Non-Promoter Group under the terms of SEBI (Issue of Capital & Disclosures Requirement) Regulation, 2018.
- 4 The financial results of the company have been prepared in accordance with Accounting Standards(AS) notified under section 133 of the Companies Act, 2013 read with the Companies (Accounts) Rules, 2014 as considered material or appropriate.
- 5 There are no separate reportable segments as per AS 17 on "Segment Reporting" in respect of the Company.
- 6 Tax expenses include current tax and deferred tax.
- 7 The figures for the previous periods have been regrouped / reclassified wherever necessary to confirm with the current period's classification.
- 8 Comparative figures have been rearranged/regrouped wherever necessary.
- 9 Cashflow for the half year ended September 30, 2024 and for the year ended March 31, 2024 is attached herewith.


For, FELIX INDUSTRIES LIMITED
AHMEDABAD
★
KATESH V. PAEL
Managing Director
(DIN: 05350896)

Date: 14.11.2024
Place: Ahmedabad

FELIX INDUSTRIES LIMITED

(CIN:L40103GJ2012PLC072005)

(Regd. Office:- PLOT NO.: 123, DEVRAJ INDUSTRIAL PARK, PIPLAJ PIRANA ROAD,
AHMEDABAD GJ 382405 IN)

E-mail id: cs@felixindustries.co

website:www.felixindustries.co


Unaudited Standalone Statement of Assets And Liabilities for the Half-Year Ended On 30/09/2024

(Rs. In Lakhs)

Sr.No.	Standalone Statement of Assets and Liabilities	Half Year ended on	Year ended on
		Unaudited	Audited
		30.09.2024	31.03.2024
	Equity and Liabilities		
1	Shareholders' Fund		
	Share Capital	1,353.21	1,244.30
	Reserves and Surplus	4,801.62	2,727.34
	Money received against shares warrants	2,017.25	2,498.38
	Sub Total-Share Holders Fund	8,172.08	6,470.02
2	Share Application Money Pending Allotment	-	-
3	Deferred government grants	-	-
4	Minority Interest	-	-
5	Non Current liabilities		
	Long Term Borrowings	116.50	134.88
	Deffered Tax Liabilities	32.22	30.38
	Foreign currency monetary item translation difference liability account	-	-
	Other Long Term Liabilities	-	-
	Long term provisions	-	-
	Sub-Total-Non Current Liabilities	148.72	165.26
6	Current Liabilities		
	Short Term Borrowings	531.11	133.81
	Trade Payables		
	(i) Total outstanding dues to Micro, Small & Medium Enterprise	101.02	55.61
	(ii) Total outstanding dues to other than Micro, Small & Medium Enterprise	1,033.28	212.65
	Other Current Liabilities	327.53	150.78
	Short Term Provisions	101.82	145.38
	Sub-Total Current Liabilities	2,094.76	698.23
	TOTAL EQUITY AND LIABILITIES	10,415.56	7,333.51
	ASSETS		
1	Non-Current Assets		
(i)	Property, Plant & Equipment		
	Tangible Assets	508.26	500.14
	Producing properties	-	-
	Intangible assets	10.10	11.99
	Preproducing properties	-	-
	Tangible assets capital work-in-progress	70.50	70.50
	Intangible assets under development or work-in-progress	-	-
	Total fixed assets	588.86	582.63
(ii)	Non-current investments	706.47	597.48
(iii)	Deferred tax assets (Net)	-	-
(v)	Foreign currency monetary item translation difference asset account	-	-
(vi)	Long-term loans and advances	200.82	165.82
(vii)	Other non-current assets	95.82	10.32
	Total non-current assets	1,003.11	773.62
2	Current assets		
	Current investments	-	-
	Inventories	2,341.89	995.97
	Trade receivables	1,478.36	1,424.36
	Cash and cash equivalents	1,411.81	416.32
	Bank balance other than cash and cash equivalents	-	-
	Short-term loans and advances	2,979.45	2,761.25
	Other current assets	612.08	379.36
	Sub-Total-Current Assets	8,823.59	5,977.26
	TOTAL ASSETS	10,415.56	7,333.51

Date: 14.11.2024

Place: Ahmedabad



FELIX INDUSTRIES LIMITED

(CIN:L40103GJ2012PLC072005)

(Regd. Office:- PLOT NO.: 123, DEVRAJ INDUSTRIAL PARK, PIPLAJ PIRANA ROAD,
AHMEDABAD GJ 382405 IN)


E-mail id: cs@felixindustries.co

website:www.felixindustries.co

Unaudited Standalone Cashflow Statement for the Half-Year Ended On 30/09/2024

Statement of Cashflow As per AS-3(REVISED)		Half Year ended	Year ended
		Unaudited	Audited
Particulars		30.09.2024	31.03.2024
A	Cash Flow From Operating Activities		
	Net Profit before tax as per Profit & Loss A/c	379.58	532.88
	Adjustments :		
	Depreciation and amortization	19.35	29.39
	Loss on Sale of Property, Plant & Equipment/Exceptional Items	-	-
	Profit on Sale of PPE	(0.03)	-
	Interest Income	(127.10)	(123.97)
	Finance Cost	14.71	55.43
	Short Term Provisions		
	Preliminary Expenses Written Off	1.28	2.55
	Prior Period Expenses		
	Operating Profit before working capital	287.79	496.28
	Adjusted for :		
	i) Trade Receivables, Loans & Advances & Other CA	(627.02)	(3,382.95)
	ii) Inventories	(1,345.92)	(512.99)
	iii) Trade Payable & Liabilities	929.86	94.32
	Cash generated from operations	(755.29)	(3,305.34)
	Direct Tax Paid	(30.75)	(26.20)
	Extra Ordinary Item	-	-
	Net Cash from Operating Activities (a)	(786.04)	(3,331.54)
B	Cash Flow from Investing Activities :		
	Purchase of Property, Plant & Equipment	(27.79)	(77.85)
	Sale of Property, Plant & Equipment	2.25	-
	Investments	(109.00)	(544.35)
	Loans	-	-
	Interest Received	127.10	123.97
	Net Cash used in Investing Activities (b)	(7.44)	(498.23)
C	Cash Flow from Financing Activities		
	Proceeds from/(Repayment) of Long Term Borrowings (Net)	460.16	(43.31)
	Proceeds from/(Repayment) of Short Term Borrowings (Net)	(81.23)	(131.87)
	Issue Of Share Capital /warrant	1,424.75	4,758.47
	Expenses on Issue of Share Warrants & Share Capital	-	(289.03)
	Finance Costs	(14.71)	(55.43)
	Dividend paid including distribution tax	-	-
	Net Cash from financing Activities (c)	1,788.97	4,238.83
	Net Increase in cash & cash equivalents (a+b+c)	995.49	409.06
	Opening Balance of Cash & Cash equivalents	416.32	7.26
	Closing Balance of Cash & Cash equivalents	1,411.81	416.32
	Net Increase/(Decrease) in cash & cash equivalents	995.49	409.06

Date: 14.11.2024
Place: Ahmedabad


FELIX INDUSTRIES LIMITED
 AHMEDABAD
 RISH V. PAEL
 ★ Managing Director
 (DIN: 05350896)



Limited Review Report

Independent Auditor's Review Report on the Half Yearly Unaudited Standalone Financial Results of the Company Pursuant to the Regulation 33 of the SEBI (Listing Obligations and Disclosure Requirements) Regulations, 2015, as amended.

Review Report to
The Board of Directors
Felix Industries Limited

INTRODUCTION

We have reviewed the accompanying statement of unaudited standalone financial results of **Felix Industries Limited** (the 'Company') for the half year ended September 30, 2024 (the "Statement") attached herewith, being submitted by the Company pursuant to the requirements of Regulation 33 of the SEBI (Listing Obligations and Disclosure Requirements) Regulations, 2015 ("the Regulation") as amended.

This Statement, which is the responsibility of the Company's Management and approved by the Company's Board of Directors, has been prepared in accordance with the recognition and measurement principles laid down in the Accounting Standards 34 "Interim Financial Reporting" ("AS 26"), prescribed under Section 133 of the Companies Act, 2013 read with relevant rules issued there under and other accounting principles generally accepted in India. Our responsibility is to express a conclusion on the Statement based on our review.

SCOPE OF REVIEW

We conducted our review of the financial statements in accordance with the Standard on Review Engagement (SRE) 2410, "Review Of Interim Financial Information Performed by the Independent Auditor of the Entity" issued by the Institute of Chartered Accountants of India. This standard requires that we plan and perform the review to obtain moderate assurance as to whether the financial statements are free of material misstatement. A review is limited primarily to inquiries of company's personnel and analytical procedures applied to financial data and thus provide less assurance than an audit. We have not performed an audit and accordingly, we do not express an audit opinion.



Ahmedabad (HO)

Sapan House, C.G Road,
Opp. Municipal Market,
Navrangpura, Ahmedabad.
©9825048898, (O) 079-40098280.



Surat Branch

801, Center Point,
Ring Road,
Surat - 385002



Gandhidham Branch

204, Sunshine Arcade,
Gandhidham-Kutch - 370201

EMPHASIS OF MATTER

We draw attention to:

1. The current trade receivables reported in the financial statements include trade receivable of Rs. 106.52 lakhs outstanding for more than three years, which the company has considered as good for recovery.

Our conclusion is not modified in respect of this matter.

CONCLUSION

Based on our review conducted as stated above, nothing has come to our attention that causes us to believe that the accompanying statement of Standalone unaudited financial results prepared in accordance with the applicable Accounting Standards and other recognized Accounting Practices and Policies has not disclosed the Information required to be disclosed in terms of Regulation 33 of the SEBI (Listing Obligations and Disclosure Requirements) Regulations, 2015 including the manner in which it is to be disclosed or that it contains any material misstatement.

**FOR, S.N. SHAH & ASSOCIATES,
CHARTERED ACCOUNTANTS,
FIRM REG. NO.: 10978277**

**FIROJ G. BODLA
PARTNER**

M. NO.: 126770

DATE: NOVEMBER 14, 2024



PLACE: AHMEDABAD

UDIN: 24126770BKAHET7794

FELIX INDUSTRIES LIMITED

(CIN:L40103GJ2012PLC072005)

(Regd. Office:- PLOT NO. 123 DEVRAJ INDUSTRIAL PARK, PIPLAJ PIRANA ROAD, AHMEDABAD, GJ 382405 IN)

E-mail id: cs@felixindustries.co


website:www.felixindustries.co

Extract of the Consolidated Unaudited Financial Results for the Half Year Ended on 30/09/2024

Rs. in Lakhs (Except EPS & Face Value of Shares)

Sr.No.	Particulars	Half Year ended			Year ended	
		30.09.2024	31-03-2024	30.09.2023	31-03-2024	31-03-2023
	(Refer Notes Below)	(Unaudited)	(Audited)	(Unaudited)	(Audited)	(Audited)
1	Revenue from Operations					
	Sales/Income from operations	1,601.23	2,210.48	-	3,390.48	-
	Other income	143.91	156.11	-	188.19	-
	Total income from operations	1,745.14	2,366.59	-	3,578.67	-
2	Expenses					
	(a) Cost of Materials consumed	-	-	-	-	-
	(b) Purchase of stock-in-trade	1,618.56	1,368.91	-	1,923.63	-
	(c) Changes in inventories of finished goods, work-in-progress and stock-in-trade	(1,273.83)	(611.49)	-	(672.43)	-
	(d) Employee benefits expense	586.39	474.74	-	723.95	-
	(e) Finance Cost	17.12	33.68	-	59.82	-
	(f) Depreciation and amortisation expense	34.22	21.83	-	35.54	-
	(g) Other expenses (Any item exceeding 10% of the total expenses relating to continuing operations to be shown separately)	563.56	559.48	-	851.52	-
	Total Expenses	1,546.02	1,847.15	-	2,922.03	-
3	Profit / (Loss) before exceptional, extra ordinary items and tax (1-2)	199.12	519.44	-	656.64	-
4	Exceptional Items	-	-	-	-	-
5	Profit / (Loss) before extra ordinary items and tax (3-4)	199.12	519.44	-	656.64	-
6	Extra Ordinary Items	-	-	-	-	-
7	Profit / (Loss) from ordinary activities before tax	199.12	519.44	-	656.64	-
8	Tax expense					
	Current Tax	(81.03)	(112.25)	-	(142.45)	-
	Less: MAT Credit Availed	-	-	-	-	-
	Deferred Tax [Assets/(Liabilities)]	(55.61)	(3.55)	-	(13.15)	-
	Short / (Excess) Provision for Income Tax	-	-	-	-	-
	Total Tax Expenses	(136.64)	(115.80)	-	(155.60)	-
9	Profit / (Loss) from continuing operation after tax	62.48	403.64	-	501.04	-
10	Profit / (Loss) from discontinuing operation	-	-	-	-	-
11	Tax expense of Discontinuing Operation	-	-	-	-	-
12	Profit / (Loss) from discontinuing operation after Tax	-	-	-	-	-
13	Net Profit/(Loss) for the Period	62.48	403.64	-	501.04	-
14	Share of Profit/(Loss) of Minority Interest	(40.16)	(2.69)		(2.69)	
15	Net Profit/(Loss) for the Period (After Minority Interest)	102.64	406.33	-	503.73	-
16	Details of equity share capital					
	Paid-up share capital	1,353.21	1,244.30	-	1,244.30	-
	Money Received Against Share Warrants	2,017.25	2,498.38	-	2,498.38	-
	Face value of equity share capital	10.00	10.00	-	10.00	-
17	Reserves excluding revaluation reserve	4,855.03	2,848.05	-	2,848.05	-
18	Earning per Equity Share of Rs.10 Each					
	(i) before extraordinary items					
	(a) Basic	0.47	4.29	-	5.77	-
	(b) Diluted	0.47	4.29	-	5.77	-
	(i) After Extraordinary Items					
	(a) Basic	0.47	4.29	-	5.77	-
	(b) Diluted	0.47	4.29	-	5.77	-

Date: 14.11.2024
Place: Ahmedabad




FELIX INDUSTRIES LIMITED
AHMEDABAD
Managing Director
(CIN: L40103GJ2012PLC072005)

Sr.No.	Particulars	Half Year ended			Year ended	
		30.09.2024	31-03-2024	30.09.2023	31-03-2024	31-03-2023
1	SEGMENT REVENUE:					
	India	1,211.04	1,706.03	-	2,886.03	-
	Oman	390.19	504.45	-	504.45	-
2	SEGEMENT RESULTS:					
	India	370.03	390.19	-	527.39	-
	Oman	(170.91)	129.25	-	129.25	-
	Add: Unallocable Corporate Income	-	-	-	-	-
	Less: Unallocable Corporate Expenses (Net)	-	-	-	-	-
	Less: Exceptional Items	-	-	-	-	-
	Profit Before Tax					
3	SEGEMENT ASSETS:					
	India	9,444.36	6,351.59	-	6,351.59	-
	Oman	1,291.10	1,314.96	-	1,314.96	-
	Add: Unallocable Assets	-	-	-	-	-
4	SEGEMNT LIABILITIES:					
	India	2,467.13	875.72	-	875.72	-
	Oman	94.23	204.30	-	204.30	-
	Add: Unallocable Assets	-	-	-	-	-
5	CAPITAL EMPLOYED:					
	Equity Share Capital	1,353.21	1,244.30	-	1,244.30	-
	Other Equity	4,687.27	2,846.05	-	2,846.05	-
	Money received against shares warrants	2,017.25	2,498.38	-	2,498.38	-
	Minority Interest	116.37	(2.20)	-	(2.20)	-
	Total Capital Employed	8,174.10	6,586.53	-	6,586.53	-

Notes: (kindly provide)

- The financial results of the Group for the half year ended on September 30, 2024 have been reviewed and recommended by the Audit Committee and approved by the Board of Directors of the Holding Company in their meeting held on 14th November, 2024. The results are being published in accordance with Regulation 33 of the SEBI (Listing Obligations and Disclosure Requirements) Regulations, 2015.
- Company had received Nil complaint from shareholder during the Quarter ended on 30.09.2024.
- The financial results of the Group have been prepared in accordance with Accounting Standards(AS) notified under section 133 of the Companies Act, 2013 read with the Companies (Accounts) Rules, 2014 as considered material or appropriate.
- The Group identifies operating segments on the basis of dominant source, nature of risks and returns and the internal organization. The operating segments are the segments for which separate financial information is available and for which operating profit/loss amounts are evaluated regularly by the Managing Director/Chief Executive Officer who is parent Company's chief operating decision maker in deciding how to allocate resources and in assessing performance. The dominant source of income of the group from its activities do not materially differ in respect of risk perception, the return realized/to be realized, the methods used to distribute the products & provide the services and the nature activities. The Group operates in two different geographical territories i.e. India and Oman which are subject to differing economic and political conditions, proximity of operations, location of assets, exchange regulations, location of customers and the risk and return associated in respect of each of the geographical area. Accordingly, the Group has identified the following two geographical segments as reportable segments for which separate financial information is available.
- The company had allotted 7,28,490 & 3,60,580 Equity Shares on May 30, 2024 & September 03, 2024 respectively pursuant to conversion of warrants at a price of Rs.175/- including Premium of 165/- per share on preferential basis to Promoter & Non-Promoter Group under the terms of SEBI (Issue of Capital & Disclosures Requirement) Regulation, 2018.
- Tax expenses include current tax and deferred tax.
- The figures for the previous periods have been regrouped / reclassified wherever necessary to confirm with the current period's classification.
- Comparative figures have been rearranged/regrouped wherever necessary.
- Cashflow for the half year ended September 30, 2024 and for the year ended March 31, 2024 is attached herewith.

Date: 14.11.2024
Place: Ahmedabad

For: FLEX INDUSTRIES LIMITED

 RAMESH V. PAEL
 Managing Director
 (DIN: 05350896)

FELIX INDUSTRIES LIMITED

(CIN:L40103GJ2012PLC072005)

(Regd. Office:- PLOT NO. 123 DEVRAJ INDUSTRIAL PARK, PIPLAJ PIRANA ROAD, AHMEDABAD, GJ 382405 IN)

E-mail id: cs@felixindustries.co


website:www.felixindustries.co

Unaudited Consolidated Statement of Assets And Liabilities for the Half-Year Ended On 30/09/2024

(Rs. In Lakhs)

Sr.No.	Consolidated Statement of Assets and Liabilities Particulars	Half Year ended on	Year ended on
		Unaudited	Audited
		30.09.2024	31.03.2024
Equity and Liabilities			
1	Shareholders' Fund		
	Share Capital	1,353.21	1,244.30
	Reserves and Surplus	4,687.27	2,848.05
	Money received against shares warrants	2,017.25	2,498.38
	Sub Total-Share Holders Fund	8,057.73	6,590.73
2	Share Application Money Pending Allotment	-	-
3	Deferred government grants	-	-
4	Minority Interest	116.37	(2.20)
5	Non Current liabilities		
	Long Term Borrowings	260.87	132.88
	Deffered Tax Liabilities	85.99	30.38
	Foreign currency monetary item translation difference liability account	-	-
	Other Long Term Liabilities	-	-
	Long term provisions	-	-
	Sub-Total-Non Current Liabilities	346.86	163.26
6	Current Liabilities		
	Short Term Borrowings	538.62	150.74
	Trade Payables		
	(i) Total outstanding dues to Micro, Small & Medium Enterprise	101.02	55.61
	(ii) Total outstanding dues to other than Micro, Small & Medium Enterprise	1,068.73	400.09
	Other Current Liabilities	345.23	164.35
	Short Term Provisions	160.90	143.97
	Sub-Total Current Liabilities	2,214.50	914.76
	TOTAL EQUITY AND LIABILITIES	10,735.46	7,666.55
ASSETS			
1	Non-Current Assets		
(i)	Property, Plant & Equipment		
	Tangible Assets	993.94	650.24
	Producing properties	-	-
	Intangible assets	10.10	11.99
	Preproducing properties		
	Tangible assets capital work-in-progress	368.20	368.20
	Intangible assets under development or work-in-progress	-	-
	Total fixed assets	1,372.24	1,030.43
(ii)	Non-current investments	61.62	53.12
(iii)	Deferred tax assets (Net)	-	-
(v)	Foreign currency monetary item translation difference asset account	-	-
(vi)	Long-term loans and advances	200.82	165.82
(vii)	Other non-current assets	95.82	10.32
	Total non-current assets	358.26	229.26
2	Current assets		
	Current investments	-	-
	Inventories	2,429.24	1,155.41
	Trade receivables	1,104.42	1,355.30
	Cash and cash equivalents	1,479.60	517.52
	Bank balance other than cash and cash equivalents	-	-
	Short-term loans and advances	3,379.62	2,997.42
	Other current assets	612.08	381.21
	Sub-Total-Current Assets	9,004.96	6,406.86
	TOTAL ASSETS	10,735.46	7,666.55

Date: 14.11.2024
Place: Ahmedabad



FELIX INDUSTRIES LIMITED

(CIN:L40103GJ2012PLC072005)

(Regd. Office:- PLOT NO. 123 DEVRAJ INDUSTRIAL PARK, PIPLAJ PIRANA ROAD, AHMEDABAD, GJ 382405 IN)

E-mail id: cs@felixindustries.co


website:www.felixindustries.co

Unaudited Consolidated Cashflow Statement for the Half-Year Ended On 30/09/2024

Statement of Cashflow As per AS-3(REVISED)		Half Year ended	Year ended
		Unaudited	Audited
Particulars		30.09.2024	31.03.2024
A	Cash Flow From Operating Activities		
	Net Profit before tax as per Profit & Loss A/c	234.49	659.33
	Adjustments :		
	Depreciation and amortization	34.22	29.44
	Loss on Sale of Property, Plant & Equipment/Exceptional Items	-	-
	Profit on Sale of PPE		
	Interest Income	(127.10)	(123.97)
	Finance Cost	17.12	59.82
	Foreign Currency Translation Reserve	(22.88)	-
	Preliminary Expenses Written Off	1.28	2.55
	Profit on Sale of PPE	(0.03)	
	Operating Profit before working capital	137.10	627.17
	Adjusted for :		
	i) Trade Receivables, Loans & Advances & Other CA	(511.27)	(3,551.89)
	ii) Inventories	(1,273.83)	(672.43)
	iii) Trade Payable & Liabilities	860.34	292.28
	Cash generated from operations	(787.66)	(3,304.87)
	Direct Tax Paid	(30.74)	(26.20)
	Extra Ordinary Item	-	-
	Net Cash from Operating Activities (a)	(818.40)	(3,331.07)
B	Cash Flow from Investing Activities :		
	Purchase of Property, Plant & Equipment	(378.24)	(531.80)
	Sale of Property, Plant & Equipment	2.25	-
	Investments	(8.50)	-
	Loans	-	-
	Interest Received	127.10	123.97
	Net Cash used in Investing Activities (b)	(257.39)	(407.83)
C	Cash Flow from Financing Activities		
	Proceeds from/(Repayment) of Long Term Borrowings (Net)	125.53	(43.31)
	Proceeds from/(Repayment) of Short Term Borrowings (Net)	388.34	(114.94)
	Issue Of Share Capital /warrant	1,424.75	4,758.47
	Expenses on Issue of Share Warrants & Share Capital	-	(289.03)
	Finance Costs	(17.12)	(59.82)
	Minority Interest	116.37	(2.20)
	Dividend paid including distribution tax	-	-
	Net Cash from financing Activities (c)	2,037.87	4,249.17
	Net Increase in cash & cash equivalents (a+b+c)	962.08	510.27
	Opening Balance of Cash & Cash equivalents	517.52	7.25
	Closing Balance of Cash & Cash equivalents	1,479.60	517.52
	Net Increase/(Decrease) in cash & cash equivalents	962.08	510.27

Date: 14.11.2024
Place: Ahmedabad

For FELIX INDUSTRIES LIMITED



RITESH V. PAEL
Managing Director
★ (DIN: 05350896)



Limited Review Report

Independent Auditor's Review Report on the Half Yearly Unaudited Consolidated Financial Results of the Holding Company and its Indian Subsidiary Companies and Foreign Subsidiary pursuant to the requirement of Regulation 33 of the SEBI (Listing Obligations and Disclosure Requirements) Regulations, 2015, as amended.

Review Report to

The Board of Directors

Felix Industries Limited

INTRODUCTION

We have reviewed the accompanying statement of unaudited consolidated financial results of **Felix Industries Limited** (the 'Holding Company') and its subsidiaries (the Holding Company and its Subsidiaries together referred to as the "Group") for the half year ended September 30, 2024 (the "Statement") attached herewith, being submitted by the Holding Company pursuant to the requirements of Regulation 33 of the SEBI (Listing Obligations and Disclosure Requirements) Regulations, 2015 ("the Regulation") as amended.

This Statement, which is the responsibility of the Holding Company's Management and approved by the Holding Company's Board of Directors, has been prepared in accordance with the recognition and measurement principles laid down in the Accounting Standards 34 "Interim Financial Reporting" ("AS 26"), prescribed under Section 133 of the Companies Act, 2013 read with relevant rules issued there under and other accounting principles generally accepted in India. Our responsibility is to express a conclusion on the Statement based on our review.

SCOPE OF REVIEW

We conducted our review of the financial statements in accordance with the standard on Review Engagement (SRE) 2410, "Review Of Interim Financial Information Performed by the Independent Auditor of the Entity" issued by the Institute of Chartered Accountants of India. This standard requires that we plan and perform the review to obtain moderate assurance as to whether the financial statements are free of material misstatement. A review is limited primarily to inquiries of company's personnel and analytical procedures applied to financial data and thus provide less assurance than an audit. We have not performed an audit and accordingly, we do not express an audit opinion.



Ahmedabad (HO)

Sapan House, C.G Road,
Opp.Municipal Market,
Navrangpura, Ahmedabad.
☎ 9825048898, ☎ 079-40098280.



Surat Branch

801, Center Point,
Ring Road,
Surat - 385002



Gandhidham Branch

204, Sunshine Arcade,
Gandhidham-Kutch - 370201

The statement includes results of the following subsidiaries:

- (a) Felix Industries LLC, Oman
- (b) Rivita Solutions Private Limited, India
- (c) Felix WMC Private Limited, India

EMPHASIS OF MATTER

We draw attention to:

1. The current trade receivables reported in the financial statements include trade receivable of Rs. 106.52 lakhs outstanding for more than three years, which the group company has considered as good for recovery.

Our conclusion is not modified in respect of this matter.

CONCLUSION

Based on our review conducted as stated above, nothing has come to our attention that causes us to believe that the accompanying statement of Consolidated unaudited financial results prepared in accordance with the applicable Accounting Standards and other recognized Accounting Practices and Policies has not disclosed the Information required to be disclosed in terms of Regulation 33 of the SEBI (Listing Obligations and Disclosure Requirements) Regulations, 2015 including the manner in which it is to be disclosed or that it contains any material misstatement.

OTHER MATTERS

1. The consolidated Financial Results include management certified Financial Results of the following subsidiaries which have not been reviewed by independent auditors:

- (d) Felix Industries LLC, Oman
- (e) Rivita Solutions Private Limited, India
- (f) Felix WMC Private Limited, India



whose Financial Statements/Financial Results/ Financial Information reflects total assets of Rs. 1,527.19 Lakhs as at 30th September, 2024, total revenue of Rs. 502.09 Lakhs and company's share of total net loss before tax of Rs. 180.45 Lakhs for the half year ended 30th September, 2024, as considered in the consolidated Financial Results.

**FOR, S.N. SHAH & ASSOCIATES,
CHARTERED ACCOUNTANTS,
FIRM REG. NO.: 109782W**

**FIROJ G. BODLA
PARTNER
M. NO.: 126770
DATE: NOVEMBER 14, 2024**

PLACE: AHMEDABAD

UDIN: 24126770BKAHEU8173

