



13<sup>th</sup> February, 2026

To,  
The National Stock Exchange of India Limited,  
Exchange Plaza,  
Plot no. C/1, G Block,  
Bandra-Kurla Complex  
Bandra (E), Mumbai-400051

**Sub: Outcome of 11<sup>th</sup> (11/ 2025-26) Board Meeting of the Directors**  
**Symbol: FELIX**

Dear Sir,

This is to inform you that under SEBI (Listing Obligations and Disclosure Requirements) Regulations, 2015, a meeting of the Board of Directors of the Company was held on **Friday 13<sup>th</sup> February, 2026** and the same meeting commenced at 04:40 P.M. and concluded at 04:51 P.M. In that meeting, the Board decided the following matters:


1. Considered and approved the Un-audited Standalone & Consolidated Financial Results (the "Results") of the company for the Quarter ended on 31<sup>st</sup> December, 2025, along with Limited Review Report as per Regulation 33 of SEBI (LODR) Regulations, 2015.

Please take the same on your record.

Yours faithfully,

For Felix Industries Limited

Ritesh Vinay Patel  
Managing Director  
(DIN: 05350896)



**FELIX INDUSTRIES LIMITED**

**REGISTERED / CORPORATE OFFICE :**

Plot No. 123, Devraj Industrial Park, Piplaj-Pirana Road,  
Piplaj, Ahmedabad - 382405. GUJARAT. INDIA

Ph. : +91 79 2646 3658 / 59

Cell : +91 99099 97538

E-mail : info@felixindustries.co



FELIX INDUSTRIES LIMITED						
[CIN:L40103GJ2012PLC072005]						
(Regd. Office:- PLOT NO. 123 DEVRAJ INDUSTRIAL PARK, PIPLAJ PIRANA ROAD, PIRANA, GUJARAT, AHMEDABAD-382405						
E-mail Id: cs@felixindustries.co website:www.felixindustries.co						
UNAUDITED STANDALONE FINANCIAL RESULTS FOR THE QUARTER AND NINE MONTHS ENDED ON DECEMBER 31, 2025						
(Rs. In Lakhs Except EPS and Face Value of Share)						
	Particulars	Quarter Ended			Nine Months Ended	
		December 31, 2025	September 30, 2025	December 31, 2024	December 31, 2025	December 31, 2024
		Un-Audited	Un-Audited	Un-Audited	Un-Audited	Un-Audited
I	Revenue from operations	2,042.52	1,522.31	644.96	4,868.60	1,744.10
II	Other Income	71.54	57.08	51.33	159.18	178.46
III	<b>Total Revenue (I+II)</b>	<b>2,114.06</b>	<b>1,579.39</b>	<b>696.29</b>	<b>5,027.78</b>	<b>1,922.56</b>
IV	<b>Expenses</b>					
a)	Cost of Material Consumed	-	-	-	-	-
b)	Purchase of Stock In Trade/Project Materials	435.77	575.70	180.71	1,462.60	1,773.71
c)	Change in Inventories of Finished Goods, Work in Progress, Project Stock & Stock-in-Trade	(65.42)	(143.53)	4.75	(163.73)	(1,341.17)
d)	Employee Benefit Expenses	234.45	260.68	181.79	656.98	482.93
e)	Finance Cost	73.41	61.26	20.01	199.78	34.72
f)	Depreciation and Amortisation Expenses	15.51	13.04	10.65	40.31	30.00
g)	Other Expenses (Any item exceeding 10% of the total expenses relating to continuing operations to be shown separately)	627.23	154.65	93.71	938.19	358.12
	<b>Total Expenses</b>	<b>1,320.95</b>	<b>921.80</b>	<b>491.62</b>	<b>3,134.13</b>	<b>1,338.31</b>
V	<b>Profit before exceptional and extraordinary items and tax (III-IV)</b>	<b>793.11</b>	<b>657.59</b>	<b>204.67</b>	<b>1,893.65</b>	<b>584.25</b>
VI	Exceptional Items/Extraordinary Items	-	-	-	-	-
VII	<b>Profit before tax (VII-VIII)</b>	<b>793.11</b>	<b>657.59</b>	<b>204.67</b>	<b>1,893.65</b>	<b>584.25</b>
VIII	<b>Tax Expenses</b>					
1)	Current tax	(232.10)	(195.14)	(57.86)	(551.03)	(158.28)
2)	MAT Tax	-	-	-	-	-
3)	Deferred tax	(12.08)	(2.15)	(1.44)	(14.75)	(3.28)
IX	<b>Profit After Tax From Continuing Operations For The Period (VII-VIII)</b>	<b>548.93</b>	<b>460.30</b>	<b>145.37</b>	<b>1,327.87</b>	<b>422.69</b>
X	<b>Profit / (Loss) from discontinuing operations</b>	-	-	-	-	-
XI	<b>Tax expenses of discontinuing operations</b>	-	-	-	-	-
XII	<b>Profit / (Loss) from discontinuing operations after tax</b>	-	-	-	-	-
XIII	<b>Net Profit / (Loss) for the period</b>	<b>548.93</b>	<b>460.30</b>	<b>145.37</b>	<b>1,327.87</b>	<b>422.69</b>
XIV	<b>Details of Equity Share Capital</b>					
	Paid-up Share Capital	1,720.64	1,720.64	1,353.21	1,720.64	1,353.21
	Face Value of Equity Share Capital	10.00	10.00	10.00	10.00	10.00
	Money Received Against Share Warrants	-	-	2,104.22	-	2,104.22
XV	<b>Reserves excluding Revaluation Reserve</b>	-	-	-	-	-
XVI	<b>Earning Per Equity Share of Rs. 10 each</b>					
	<b>A. Before Extraordinary Items</b>					
i)	Basic EPS	2.86	3.22	1.10	8.41	3.19
ii)	Diluted EPS	2.86	3.83	1.10	8.41	3.19
	<b>B. After Extraordinary Items</b>					
i)	Basic EPS	2.86	3.22	1.10	8.41	3.19
ii)	Diluted EPS	2.86	3.83	1.10	8.41	3.19
	(See accompanying notes to financial result)					




**Notes:**

- 1 The above unaudited Financial Results have been reviewed by the Audit Committee and approved by the Board of Directors of the Company at its Meeting held on 13th February, 2026.
- 2 This Statement have been prepared under the historical cost convention on accrual basis of accounting and in accordance with the accounting standards issued by the Institute of Chartered Accountants of India and referred to in section 133 of the Companies Act, 2013, read with Rule 7 of the Companies (Accounts) Rules, 2014 and in accordance with the Generally Accepted Accounting Principles accepted in India. The results are being published in accordance with Regulation 33 of the SEBI (Listing Obligations and Disclosure Requirements) Regulations, 2015.
- 3 The Company identifies operating segments on the basis of dominant source, nature of risks and returns and the internal organization. The operating segments are the segments for which separate financial information is available and for which operating profit/loss amounts are evaluated regularly by the Managing Director/Chief Executive Officer who is Company's chief operating decision maker in deciding how to allocate resources and in assessing performance. The dominant source of income of the company from its activities do not materially differ in respect of risk perception and the return realized/to be realized. Even the geographical/regulatory environment in which the company operates does not materially differ considering the political and economic environment, the type of customers, assets employed and the risk and return associated in respect of each of the geographical area. So, the disclosure requirements pursuant to "Segment Reporting" are not applicable.
- 5 The Disclosure is as per Regulation 33 of SEBI (Listing Obligations & Disclosure Requirements) Regulations, 2015.
- 6 Company had received Nil complaint from shareholder during the Quarter ended on 31.12.2025
- 7 The company has allotted 1,03,500 Equity Shares on June 30, 2025, 1,15,000 Equity Shares on August 07, 2025 and 33,14,780 Equity Shares on August 27, 2025 pursuant to the conversion of warrants at a price of Rs. 175/-including premium of 165/- per share on preferential basis to Promoter and Non-Promoter group under the terms of SEBI (ICDR) Regulations, 2018.

Date 13th February, 2026  
Place Ahmedabad

For, FELIX INDUSTRIES LIMITED

  
RITESH V. PATEL  
Managing Director  
(DIN: 05350896)

**Limited Review Report on Un-Audited Standalone Quarterly and Year to Date Un-Audited Standalone Financial Results of FELIX INDUSTRIES LIMITED pursuant to the Regulation 33 of the SEBI (Listing Obligation and Disclosure Requirement) Regulations, 2015 for the Quarter and Nine Months ended on December 31, 2025.**

To  
Board of Directors of  
FELIX INDUSTRIES LIMITED

**INTRODUCTION**

1. We have reviewed the accompanying statement of Un-Audited Standalone Financial Results of **FELIX INDUSTRIES LIMITED** ("the Company") for the Quarter ended on December 31, 2025 and for the period from April 01, 2025 to December 31, 2025 ("the Statement") attached herewith, being submitted by the Company pursuant to the requirements of Regulation 33 of the SEBI (Listing Obligations and Disclosure Requirements) Regulations, 2015 ("the Regulation") as amended.
2. This statement is the responsibility of the Company's Management and has been approved by the Company's the Board of Directors and has been prepared in accordance with the recognition and measurement principles laid down in the Accounting Standards 25 "Interim Financial Reporting" ("AS 25"), prescribed under Section 133 of the Companies Act, 2013 read with relevant rules issued there under and other accounting principles generally accepted in India. Our responsibility is to express a conclusion on the Statement based on our review.

**SCOPE OF REVIEW**

3. We conducted our review of the Statement in accordance with the Standard on Review Engagements (SRE) 2410 "Review of Interim Financial Information Performed by the Independent Auditor of the Entity", issued by the Institute of Chartered Accountants of India. This standard requires that we plan and perform the review to obtain moderate assurance as to whether the financial statements are free of material misstatement. A review is limited primarily to inquiries of company personnel and analytical procedures applied to financial data and thus provides less assurance than an audit. We have not performed an audit and accordingly, we do not express an audit opinion



**4. CONCLUSION:**

Based on our review conducted as above, nothing has come to our attention that causes us to believe that the accompanying statement of unaudited financial results prepared in accordance with applicable accounting standards and other recognized accounting practices and policies has not disclosed the information required to be disclosed in terms of Regulation 33 of the SEBI (Listing Obligations and Disclosure Requirements) Regulations, 2015 including the manner in which it is to be disclosed, or that it contains any material misstatement

**FOR, S N SHAH & ASSOCIATES,  
CHARTERED ACCOUNTANTS,  
FIRM REG. NO.: 109782W**

**FIROJ G. BODLA  
PARTNER**

**M. NO.: 126770**

**DATE: FEBRUARY 13, 2026**

**PLACE: AHMEDABAD**

**UDIN: 26126770PJSKLP6398**





FELIX INDUSTRIES LIMITED							
[CIN:L40103GJ2012PLC072005]							
(Regd. Office:- PLOT NO. 123 DEVRAJ INDUSTRIAL PARK, PIPLAJ PIRANA ROAD, PIRANA, GUJARAT, AHMEDABAD-382405							
E-mail Id: cs@felixindustries.co website:www.felixindustries.co							
UNAUDITED CONSOLIDATED FINANCIAL RESULTS FOR THE QUARTER & NINE MONTHS ENDED ON DECEMBER 31, 2025							
(Rs. In Lakhs Except EPS and Face Value of Share)							
	Particulars	Quarter Ended			Nine Months Ended		Year Ended
		December 31, 2025	September 30, 2025	December 31, 2024	December 31, 2025	December 31, 2024	March 31, 2025
		Un-Audited	Un-Audited	Un-Audited	Un-Audited	Un-Audited	Audited
I	Revenue from operations	2,677.88	1,737.99	781.79	6,477.85	2,383.02	3,682.19
II	Other Income	60.42	95.18	214.80	195.70	358.71	552.26
III	<b>Total Revenue (I+II)</b>	<b>2,738.30</b>	<b>1,833.17</b>	<b>996.59</b>	<b>6,673.55</b>	<b>2,741.73</b>	<b>4,234.45</b>
IV	<b>Expenses</b>						
	a) Cost of Material Consumed	-	-	-	-	-	-
	b) Purchase of Stock In Trade/Project Materials	674.48	507.41	228.22	2,099.79	1,846.78	1,297.94
	c) Change in Inventories of Finished Goods, Work in Progress, Project Stock & Stock-in-Trade	(118.32)	(371.35)	53.52	(599.47)	(1,220.30)	(249.60)
	d) Employee Benefit Expenses	403.68	448.82	91.02	1,157.00	677.41	944.71
	e) Finance Cost	71.98	75.70	25.88	225.57	43.00	102.99
	f) Depreciation and Amortisation Expenses	55.05	37.22	30.85	133.99	65.07	76.35
	g) Other Expenses (Any item exceeding 10% of the total expenses relating to continuing operations to be shown separately)	986.36	382.33	54.31	1,760.36	617.86	862.58
	<b>Total Expenses</b>	<b>2,073.23</b>	<b>1,080.13</b>	<b>483.80</b>	<b>4,777.24</b>	<b>2,029.82</b>	<b>3,034.97</b>
V	<b>Profit before exceptional and extraordinary items and tax (III-IV)</b>	<b>665.07</b>	<b>753.04</b>	<b>512.79</b>	<b>1,896.31</b>	<b>711.91</b>	<b>1,199.48</b>
VI	Share of Profit/(Loss) From Associates	0.89	(1.04)	(1.76)	(0.15)	(1.76)	-
VII	<b>Profit before tax (VII-VIII)</b>	<b>665.96</b>	<b>752.00</b>	<b>511.03</b>	<b>1,896.16</b>	<b>710.15</b>	<b>1,199.48</b>
VIII	<b>Tax Expenses</b>						
	1) Current tax	(158.77)	(217.08)	(95.48)	(496.74)	(176.51)	(283.45)
	2) MAT Tax	-	-	-	-	-	-
	3) Deferred tax	(12.08)	(2.15)	52.33	(14.75)	(3.28)	(4.70)
IX	<b>Profit After Tax From Continuing Operations For The Period (VII-VIII)</b>	<b>495.11</b>	<b>532.77</b>	<b>467.88</b>	<b>1,384.67</b>	<b>530.36</b>	<b>911.33</b>
X	<b>Profit / (Loss) from discontinuing operations</b>	<b>-</b>	<b>-</b>	<b>-</b>	<b>-</b>	<b>-</b>	<b>-</b>
XI	<b>Tax expenses of discontinuing operations</b>	<b>-</b>	<b>-</b>	<b>-</b>	<b>-</b>	<b>-</b>	<b>-</b>
XII	<b>Profit / (Loss) from discontinuing operations after tax</b>	<b>-</b>	<b>-</b>	<b>-</b>	<b>-</b>	<b>-</b>	<b>-</b>
XIII	<b>Net Profit / (Loss) for the period</b>	<b>495.11</b>	<b>532.77</b>	<b>467.88</b>	<b>1,384.67</b>	<b>530.36</b>	<b>911.33</b>
XIV	<b>Share of Profit /(Loss) of Minority Interest</b>	<b>(62.17)</b>	<b>53.89</b>	<b>(72.61)</b>	<b>(20.93)</b>	<b>32.45</b>	<b>88.34</b>
XV	<b>Net Profit / (Loss) for the Period</b>	<b>557.28</b>	<b>478.88</b>	<b>395.27</b>	<b>1,405.60</b>	<b>497.91</b>	<b>822.99</b>
XVI	<b>Details of Equity Share Capital</b>						
	Paid-up Share Capital	1,720.64	1,720.64	1,353.21	1,720.64	1,353.21	1,367.31
	Face Value of Equity Share Capital	10.00	10.00	10.00	10.00	10.00	10.00
	Money Received Against Share Warrants	-	-	2,104.42	-	2,104.42	1,957.42
XVII	<b>Reserves excluding Revaluation Reserve</b>						
XVIII	<b>Earning Per Equity Share of Rs. 10 each</b>						
	<b>A. Before Extraordinary Items</b>						
	i) Basic EPS	2.43	3.73	3.29	8.77	3.76	6.87
	ii) Diluted EPS	2.43	4.42	3.29	8.77	3.76	6.86
	<b>B. After Extraordinary Items</b>						
	i) Basic EPS	2.43	3.73	3.29	8.77	3.76	6.87
	ii) Diluted EPS	2.43	4.42	3.29	8.77	3.76	6.86
	(See accompanying notes to financial result)						




**Notes:**

- 1 The above unaudited Financial Results have been reviewed by the Audit Committee of the Holding Company and approved by the Board of Directors of the Holding Company at its Meeting held on 13th February, 2026.
- 2 This Statement have been prepared under the historical cost convention on accrual basis of accounting and in accordance with the accounting standards issued by the Institute of Chartered Accountants of India and referred to in section 133 of the Companies Act, 2013, read with Rule 7 of the Companies (Accounts) Rules, 2014 and in accordance with the Generally Accepted Accounting Principles accepted in India. The results are being published in accordance with Regulation 33 of the SEBI (Listing Obligations and Disclosure Requirements) Regulations, 2015.
- 3 The Group identifies operating segments on the basis of dominant source, nature of risks and returns and the internal organization. The operating segments are the segments for which separate financial information is available and for which operating profit/loss amounts are evaluated regularly by the Managing Director/Chief Executive Officer of the respective company in the group who is Company's chief operating decision maker in deciding how to allocate resources and in assessing performance. The dominant source of income of the Group is from its activities which do not materially differ in respect of risk perception and the return realized/to be realized. Even the geographical/regulatory environment in which the Group operates does not materially differ considering the political and economic environment, the type of customers, assets employed and the risk and return associated in respect of each of the geographical area. So, the disclosure requirements pursuant to "Segment Reporting" are not applicable.
- 5 The Disclosure is as per Regulation 33 of SEBI (Listing Obligations & Discloser Requirements) Regulations, 2015.
- 6 The Holding Company had received Nil complaint from shareholder during the Quarter ended on 31.12.2025
- 7 The Holding company has allotted 1,03,500 Equity Shares on June 30, 2025, 1,15,000 Equity Shares on August 07, 2025 and 33,14,780 Equity Shares on August 27, 2025 pursuant to the conversion of warrants at a price of Rs. 175/-including premium of 165/- per share on preferential basis to Promoter and Non-Promoter group under the terms of SEBI (ICDR) Regulations, 2018.

Date 13th February, 2026  
Place Ahmedabad

For, FELIX INDUSTRIES LIMITED

  
RITESH V. PATEL  
Managing Director  
(DIN: 05350896)

**Limited Review Report on Un-Audited Consolidated Quarterly and Year to Date Un-Audited Consolidated Financial Results of FELIX INDUSTRIES LIMITED pursuant to the Regulation 33 of the SEBI (Listing Obligation and Disclosure Requirement) Regulations, 2015 for the Quarter and Nine months ended on December 31, 2025.**

To

Board of Directors of  
FELIX INDUSTRIES LIMITED

## INTRODUCTION

1. We have reviewed the accompanying statement of Un-Audited Consolidated Financial Results of **FELIX INDUSTRIES LIMITED** ("the Parent") and its subsidiaries (the Parent and its subsidiaries together referred to as "the Group") and its share of net profit/(loss) after tax of its associates for the Quarter and Nine Months ended on December 31, 2025 ("the Statement") being submitted by the Parent Company pursuant to regulation 33 of the SEBI (Listing Obligations and Disclosure Requirements) Regulations, 2015. Attention is drawn to the fact that the Consolidated figures for the corresponding quarter ending on December 31, 2024 and the corresponding period from April 01, 2024 to December 31, 2024, as reported in these financial results have been approved by the Parent Company's Board of Directors.
2. This statement is the responsibility of the Parent Company's Management and has been approved by the Parent Company's the Board of Directors and has been prepared in accordance with the recognition and measurement principles laid down in the Accounting Standards 25 "Interim Financial Reporting" ("AS 25"), prescribed under Section 133 of the Companies Act, 2013 read with relevant rules issued there under and other accounting principles generally accepted in India. Our responsibility is to express a conclusion on the Statement based on our review.

## SCOPE OF REVIEW

3. We conducted our review of the Statement in accordance with the Standard on Review Engagements (SRE) 2410 "Review of Interim Financial Information Performed by the Independent Auditor of the Entity", issued by the Institute of Chartered Accountants of India. This standard requires that we plan and perform the review to obtain moderate assurance as to whether the consolidated financial statements are free of material misstatement. A review is limited primarily to inquiries of the parent company's personnel and analytical procedures applied to financial data and thus provides less assurance than an audit. We have not performed an audit and accordingly, we do not express an audit opinion





We also performed procedures in accordance with the Circular issued by the SEBI under Regulation 33(8) of the SEBI (Listing Obligations and Disclosure Requirements) Regulations, 2015, as amended to the extent possible.

4. The Statement includes the un-audited results of the following entities;

- Felix Industries Limited-Parent Company
- Felix WMC Private Limited-Subsidiary Company
- Rivita Solutions Private Limited- Subsidiary Company
- Enovation Aquaprocess Private Limited- Subsidiary Company
- Felix Industries LLC-Oman-Foreign Subsidiary Company
- Eco-Vision Aqua Care Private Limited-Associate Company-Share of Profit/(Loss)

5. **CONCLUSION:**

Based on our review conducted and procedures performed as stated in paragraph 3 above nothing has come to our attention that causes us to believe that the accompanying statement of unaudited consolidated financial results prepared in accordance with the recognition and measurement principles laid down in the aforesaid applicable accounting standards and other accounting principles generally accepted in India, has not disclosed the information required to be disclosed in terms of Regulation 33 of the SEBI (Listing Obligations and Disclosure Requirements) Regulations, 2015 including the manner in which it is to be disclosed, or that it contains any material misstatement.

6. **OTHER MATTERS:**

The consolidated Financial Results include management certified Unaudited Financial Results of the following subsidiaries & associates which have not been reviewed by independent auditors the respective companies:

- Felix WMC Private Limited-Subsidiary Company
- Rivita Solutions Private Limited- Subsidiary Company
- Enovation Aquaprocess Private Limited- Subsidiary Company
- Felix Industries LLC-Oman-Foreign Subsidiary Company
- Eco-Vision Aqua Care Private Limited-Associate Company

whose Financial Results include, total revenue of Rs. 1,627.26 Lakhs for the nine months ended December 31, 2025 and Rs. 635.36 Lakhs for the quarter ended December 31, 2025, company's share of net profit before tax of Rs. 44.69 Lakhs for the nine months ended December 31, 2025 and company's share of net loss before tax of Rs. 62.89 Lakhs for the quarter ended December 31, 2025 in respect of subsidiaries and parent company's share of total net loss before tax of Rs. 0.15 Lakhs for the nine months ended December 31, 2025 and net profit before tax of Rs. 0.89 lakhs for the quarter ended December 31, 2025 in respect of associate company, as considered in the consolidated Financial Results.



Our conclusion on the consolidated financial results for the quarter ended December 31, 2025 and year to date results from 1st April, 2025 to 31st December, 2025 so far as it relates to the interim Financial Results of subsidiaries and share of (loss)/profit in associate is to based solely on unaudited financial results of the respective subsidiaries companies and associate as certified and approved by the management of the holding company.

FOR, S N SHAH & ASSOCIATES,  
CHARTERED ACCOUNTANTS,  
FIRM REG. NO.: 109782W

FIROJ G. BODLA  
PARTNER  
M. NO.: 126770  
DATE: FEBRUARY 13, 2026

PLACE: AHMEDABAD

UDIN: 26126770XCONWU6509

