



ENVIROTECH SYSTEMS LIMITED

(Formerly **Envirotech Systems Pvt. Ltd.**)

Corporate Office: B-1A/19, Commercial Complex, Sector-51, Noida-201307 (U.P.)
Works: Plot No.: 345-346-347, Ecotech-1 (Extension), Greater Noida-201308 (U.P.)
Telephone's: 0120- 4337633, 4337439 **E-mail :** sales@envirotechltd.com
CIN : L31101DL2007PLC159075 **Website :** www.envirotechltd.com



Ref No: ENVIRO/SE/2025-26

Date: 11th November 2025

To,
Listing Compliance Department
National Stock Exchange of India Ltd.,
Exchange Plaza, 5th Floor, Plot No. C-1, Block G,
Bandra Kurla Complex, Bandra (E),
Mumbai – 400 051.

Scrip Symbol: ENVIRO

ISIN: INE0SUH01015

Sub: Investor Presentation of Envirotech Systems Limited.

Please find enclosed the *Investor Presentation of Envirotech Systems Limited* for the financial year 2025–26, for the half year ended **30th September 2025**.

Kindly take the same on record.

Thanking You,
For Envirotech Systems Limited

Manoj Kumar Gupta
Managing Director (DIN- 01187138)
Date: 11.11.2025
Place: Noida



Envirotech Systems Ltd.

"Engineering a Quieter Future"



INVESTOR PRESENTATION
H1 FY2026

www.EnvirotechLtd.com





This presentation and accompanying materials (the "**Presentation**") have been prepared by **Envirotech Systems Limited** ("**the Company**") for informational purposes only. The Materials do not constitute an offer, solicitation, or recommendation to buy or sell any securities, nor do they form the basis of any contractual commitment. Any potential offering of the Company's securities will be conducted exclusively through a formal statutory offering document

No Representations or Warranties

While the Company has prepared the Materials using information it deems reliable, no express or implied representations or warranties are made regarding the accuracy, completeness, or fairness of the content. Recipients should not rely solely on the Materials when making decisions, as they may not include all material information. The Company expressly disclaims any liability for errors, omissions, or interpretations derived from this presentation..

Forward-Looking Statements

This Presentation includes forward-looking statements regarding the Company's future performance, profitability, and growth. These statements are subject to risks and uncertainties that could cause actual results to differ materially. Key factors include, but are not limited to Market competition (domestic and international), Economic conditions in India and globally, Ability to scale operations and retain talent, Project execution risks (cost/time overruns), Regulatory and policy changes, Interest rate and macroeconomic fluctuations. The Company does not commit to updating these statements should circumstances change, except as required by law.

Confidentiality & Use

The Materials are confidential and intended solely for the recipient. Unauthorized distribution, reproduction, or reliance on this information is prohibited

Table Of Content



01

ABOUT US

- ❖ Company Overview
- ❖ Products
- ❖ Clientele
- ❖ Projects in Defence & Power sector

03

GROWTH DRIVERS

- ❖ Focus on Defence
- ❖ Collaboration with IIT
- ❖ Collaboration with CKM Taiwan
- ❖ B2C foray
- ❖ Soundproof Doors & Windows

02

RESULT HIGHLIGHTS

- ❖ Financial Performance
- ❖ Management Commentary

04

ANNEXURES

- ❖ Status update on New Manufacturing Facility





ABOUT US

- Company Overview
- Products
- Clientele
- Some prestigious Projects

Company Overview



Envirotech Systems Limited is a leading acoustic products manufacturing organization specializing in noise measurement and control for industrial and commercial applications. Incorporated in 2007, we have expanded our capabilities to include innovative acoustical product design and manufacturing. With over 150 employees and a network of technical experts, we offer cost-effective solutions for various acoustical challenges in industrial, commercial, architectural, and environmental markets.



Wide applications catering to diverse user industries



Construction



Public Transport
Road & Rail
Networks



Energy & Utilities



Music, Sports &
Public Events



Airports &
Heliports



Fracking, Mining,
Oil & Gas



Demolition



Farming



Refits & Refurbishments



Hospitals
& Schools



Restaurants &
Bars



Indoor Conferences



Products - Acoustic Enclosure



For the reduction of noise made by machines and mechanical units, as a leading supplier of industrial noise control we offer enclosures for all kind of noise sources:

- Gas turbines
- Steam turbines
- Compressors
- Diesel Generator
- Pumps
- Conveyor
- Fin Press Machine
- Air Compressor
- Forging Machine
- CNC Machine
- Scarfing Machine
- Other Noise Generating Industrial Machines




Products - Noise Booth



The noise test booth is a quite room used for check the noise level. The main functionality of a noise control booth is to eliminate the shop floor noise. We offer online & offline noise testing booth to test each & every piece of product.

Area of Application:

- Automotive sector
- Air conditioner manufacturing units
- Refrigeration units
- Fan, motor & Compressors manufacturing units
- Speaker and sound purity testing etc.



Products - Engine Test Room Acoustic



To perform accurate and repeatable testing of the product, manufacturers use Engine test cell that provide controlled acoustical environment for product testing and development.

Generally Acoustic Treatment to engine test cell prevents the flow of excessive noise from engine test chamber to nearby areas in automobile industry.

For accurate designing of Engine Test Cell Acoustics module our acousticians & engineers review the acoustic profile of engines.



Products - Anechoic Chamber




An anechoic chamber (an-echoic or non-echoing) is a room designed to stop reflections of sound waves. They are also insulated from exterior sources of noise.

SEMI ANECHOIC CHAMBER

A room which create free field conditions but above a reflective plane. Above a certain frequency all sound waves that hit the walls or ceiling of the chamber will be absorbed.

This type of chamber normally used in vehicle testing with a rolling road so that the vehicle may be driven.




Products - Noise Barriers



We offer a full design, delivery and installation service, which can also include all necessary structural steelwork. Barriers can be erected by our own, trained personnel or installed by other contractors, end users etc.

Ares of Application:

- Mechanical Plants
- Roads, Metro & Railways
- Airport Boundaries
- Generators, Compressors and Chillers
- Construction
- Oil & Gas
- Refurbishments
- Maintenance Activities
- Outdoor & Indoor Events
- Other Areas like hospital, schools, airports, etc.



Products - Acoustic Louvers & Doors



Acoustic Louver has a sound baffle designed to allow airflow through ventilation openings while reducing the radiation of noise. Typical application for our acoustic louvers used in conjunction with machine and enclosures, sound barrier walls and sound control rooms to allow silenced airflow.

Our Acoustic screens and enclosures solve a wide range of environmental noise pollution problems emanating from mechanical plant and systems including:

- Chillers
- Motors
- Compressors
- Pumps
- Roof top plant rooms

Acoustic Doors:

We offer a range of Fire Retardant / Proof / Check Metal Doors Frames customized and accurate to customer specifications.



Product Matrix



INDUSTRIAL SEGMENT

- ANECHOIC CHAMBERS
 - ACOUSTIC ENCLOSURES
 - ENGINE TEST CELLS
 - ONLINE TEST CHAMBERS
 - NOISE BARRIERS
 - WALL PANELS
 - CEILING PANELS
 - ACOUSTIC SEALS
 - ACOUSTIC DOORS
 - FIRE DOORS
 - ACOUSTIC PARTITIONS
 - ACOUSTIC UNDERLAY
 - ACOUSTIC CONSULTANCY
- ENCLOSURES
 - NOISE BARRIERS
 - ANECHOIC CHAMBERS
 - ONLINE TEST CELLS
 - ENGINE TEST CELLS
 - ACOUSTIC LINING
 - FIRE RATED LETTER BOX
 - ACOUSTIC LOUVERS
 - SAND TRAP LOUVERS
 - FIRE GLASS
 - PORTABLE NOISE BARRIERS
 - ACOUSTIC SEPTUM

COMMERCIAL SEGMENT

- CEILING PANELS
- WALL PANELS
- ACOUSTIC DOORS
- FIRE DOORS
- SLIDING FOLDING PARTITIONS
- VERTICLE FOLD PARTITONS
- MICRO PERFORATED PANELS
- CLOUDS AND BAFFLES
- PU FOAM PANELS
- ACOUSTICAL CONSULTANCY
- UNDERDECK INSULATION
- SOUND MASKING



Marquee Clients



Defence Projects



HAL - KORAPUT



HAL - BANGALORE



HAL - BARRACKPORE



ASL - DRDO



HVAC & Power Projects



HAVELLS



NTPC



NTPC- CHENNAI



G.E.



HITACHI



IOCL





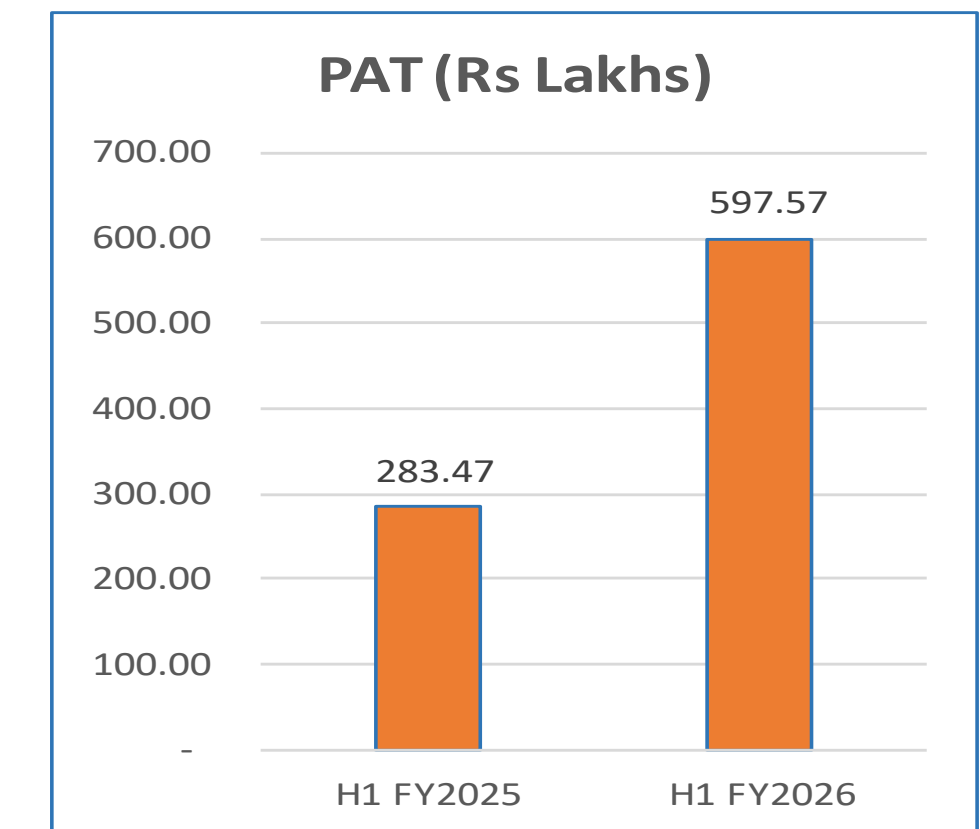
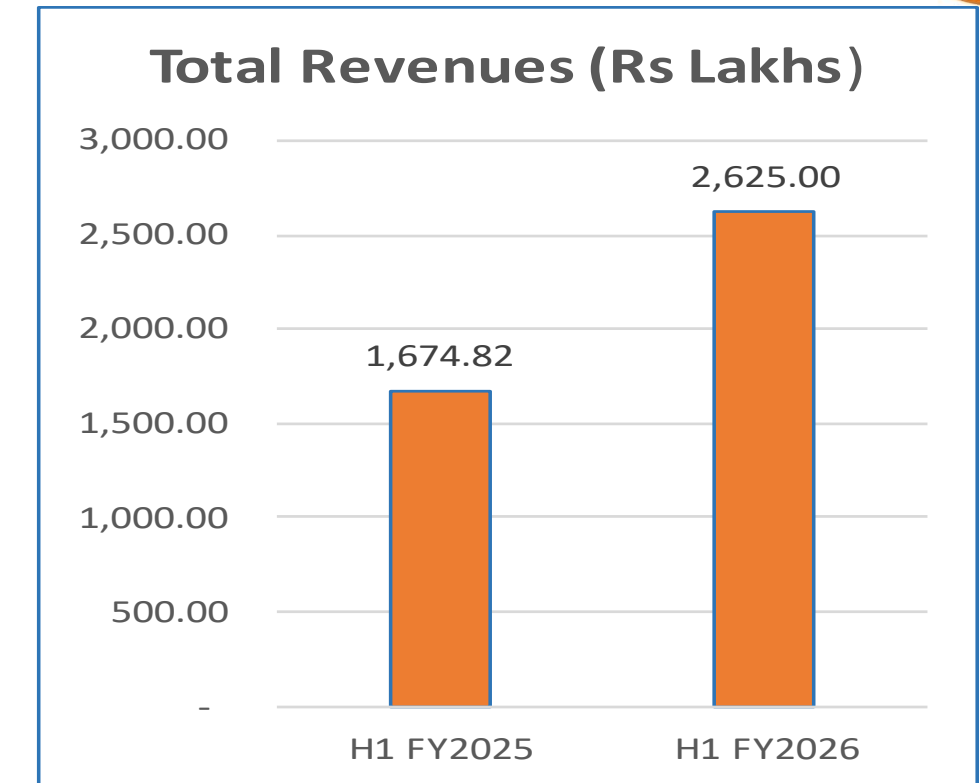
Financial Performance & Results Highlights

- H1 FY2026 Financial Performance
- Management Commentary



Profit & Loss Account H1 FY2026 vs H1 FY2025

		(Amount in Lakhs)	
		Half Yearly Ended	
Particulars		Figures As At 30th Sep 2025- Unaudited	Figures As At 30th Sep 2024- Unaudited
I.	Revenue from Operations	2,604.36	1,630.49
II.	Other Income	20.64	44.33
III.	Total Revenue	2,625.00	1,674.82
IV.	Expenses:		
	Cost of Materials Consumed	1,353.16	892.22
	Changes in Inventories of Finished Goods, Work-in-Progress	(241.86)	(114.21)
	Employee Benefit Expense	379.40	272.67
	Financial Costs	68.67	80.50
	Depreciation and Amortization Expense	19.65	9.97
	Other Expenses	248.35	158.78
	Total Expenses	1,827.36	1,299.93
V.	Profit before Exceptional and Extraordinary Items and Tax (III-VI)	797.64	374.89
VI.	Exceptional Items	-	-
VII.	Profit before Extraordinary Items and Tax (V-VI)	797.64	374.89
VIII.	Extraordinary Items	-	-
IX.	Profit before Tax (VII-VIII)	797.64	374.89
X.	Tax Expense:	-	-
	(1) Current Tax	186.96	90.01
	(2) Deferred Tax	13.12	1.41
XI.	Profit(Loss) from the period from Continuing Operations	597.57	283.47
XII.	Profit/(Loss) from Discontinuing Operations	-	-
XIII.	Tax Expense of Discounting Operations	-	-
XIV.	Profit/(Loss) from Discontinuing Operations (XII-XIII)	-	-
XV.	Profit/(Loss) for the period (XI+XIV)	597.57	283.47
XVI.	Earning per Eequity Share:		
	(1) Basic	3.18	1.51
	(2) Diluted	3.18	1.51



Revenue Growth **56.73%**

Net Profit growth **110.81%**



Balance Sheet for H1 FY2026 & H1 FY2025

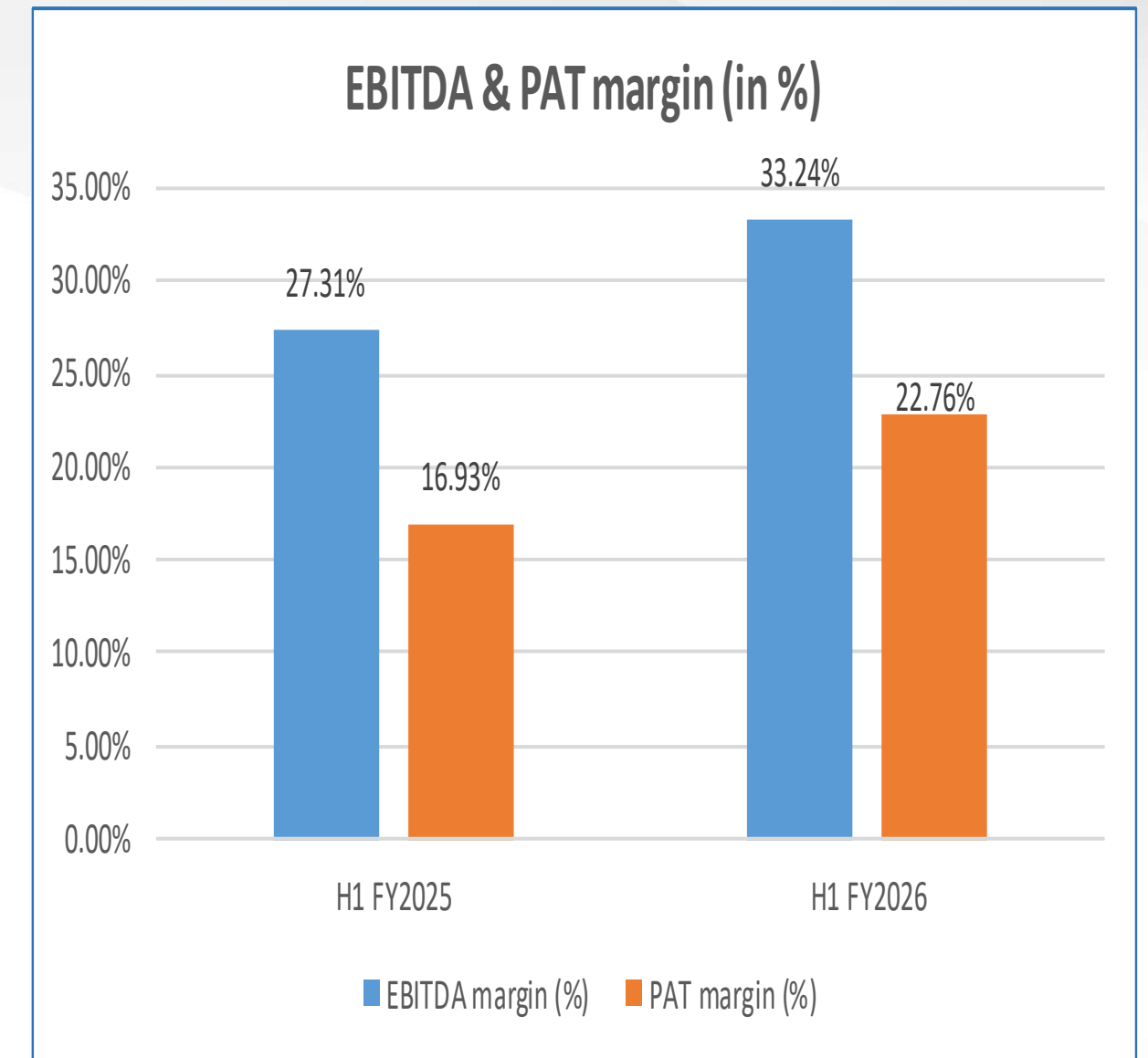
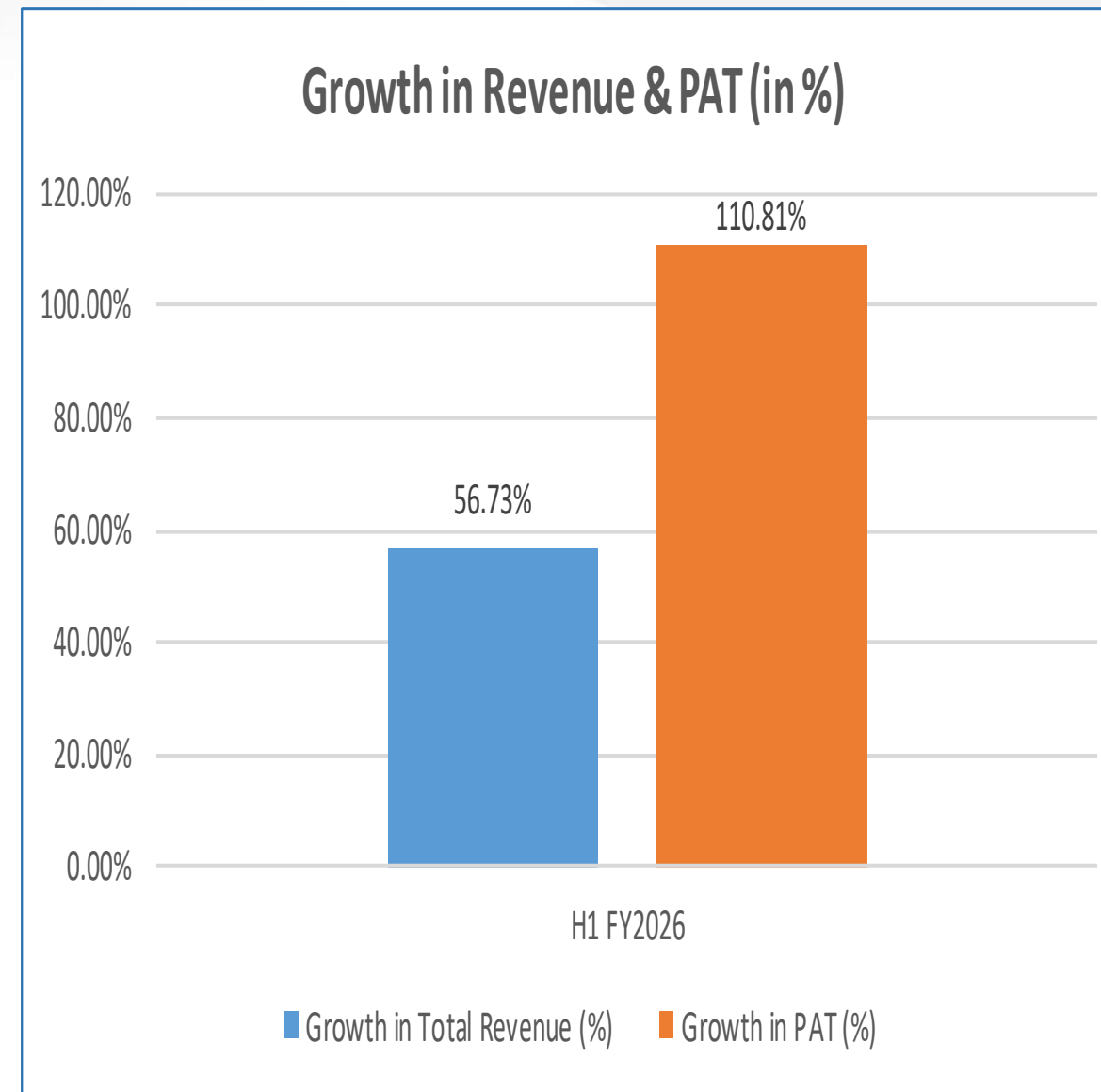
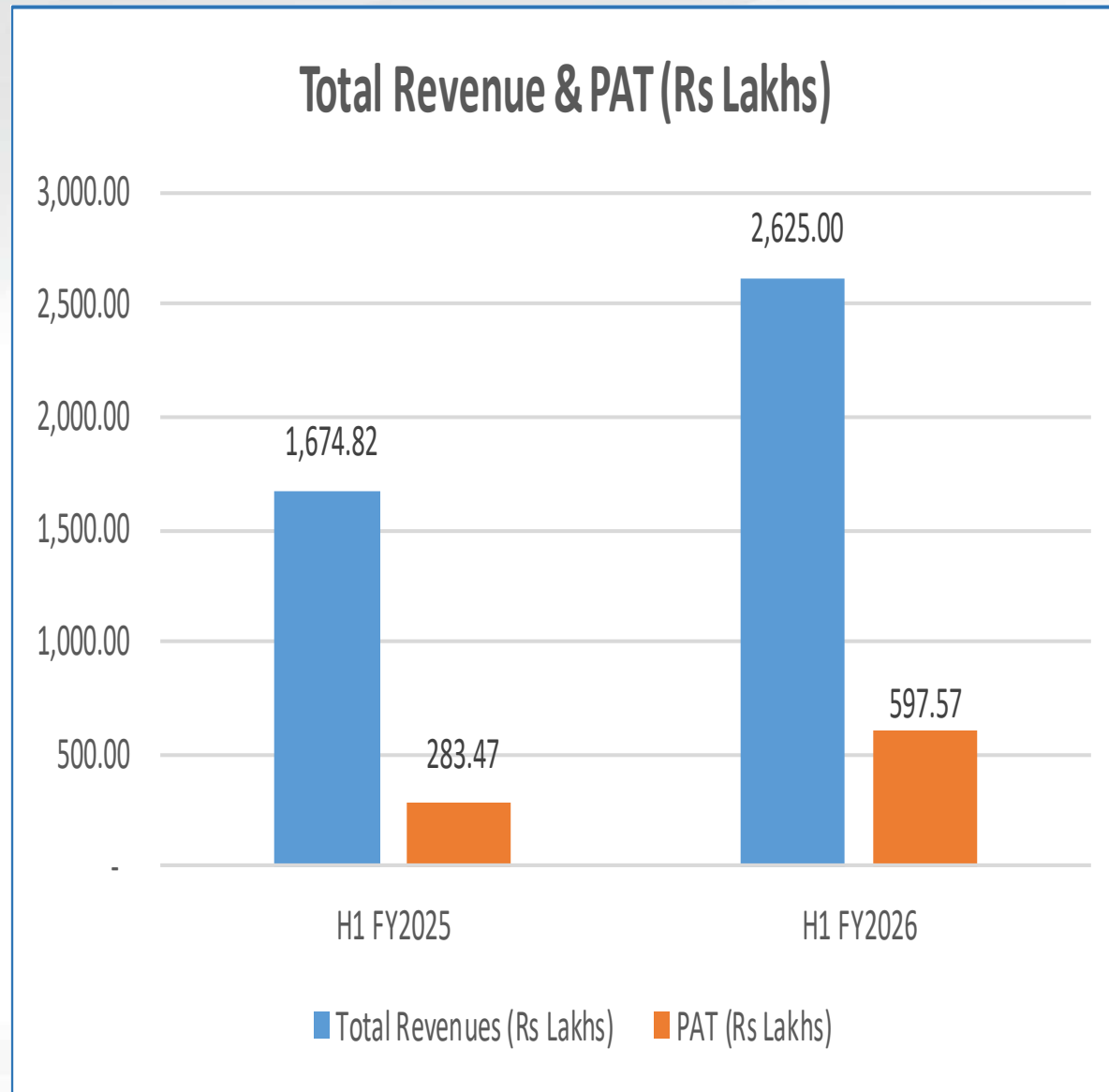
(Amount in Rs Lakhs)

			Half Yearly Ended	
PARTICULARS			Figures As At 30th Sep 2025- Unaudited	Figures As At 30th Sep 2024- Unaudited
EQUITY & LIABILITIES				
1) Shareholders' Fund				
(a) Share Capital	2		1,879.00	1,879.00
(b) Reserves and Surplus	3		5,108.97	3,389.08
(c) Money received against Share Warrants			-	
(2) Non-Current Liabilities				
(a) Long-Term Borrowings	4		77.18	666.37
(b) Deferred Tax Liabilities (Net)			24.12	9.46
(c) Other Long Term Liabilities			-	
(d) Long Term Provisions			-	
(3) Current Liabilities				
(a) Short-Term Borrowings	5		1,390.04	896.83
(b) Trade Payables				
(A) Total outstanding dues of Micro Enterprises; and	6		-	7.49
(B) Total outstanding dues of Creditors other than Micro Enterprises and Small Enterprises	7		438.08	187.08
(c) Other Current Liabilities	8		313.24	155.03
(d) Short-Term Provisions	9		243.71	90.01
TOTAL (A)			9,474.34	7,280.35

(Amount in Rs Lakhs)

			Half Yearly Ended	
PARTICULARS			Figures As At 30th Sep 2025- Unaudited	Figures As At 30th Sep 2024- Unaudited
ASSETS				
(1) Non-Current Assets				
(a) Fixed Assets				
(i) Property, Plant and Equipments	10		2,759.66	1,241.84
(ii) Intangible Assets				
(iii) Capital Work-in-Progress			1,415.59	-
(iv) Intangible Assets under Development			9.03	-
(b) Non-Current Investments			-	-
(c) Deferred Tax Assets (Net)			-	-
(d) Long Term Loans and Advances			-	-
(e) Other Non-Current Assets	11		52.42	14.67
(2) Current assets				
(a) Current Investments			-	-
(b) Inventories	12		681.52	375.32
(c) Trade Receivables	13		3,150.91	1,722.24
(d) Cash and Cash Equivalents	14		358.18	1,886.24
(e) Short-Term Loans and Advances	15		764.67	1,547.09
(f) Other Current Assets	16		282.38	492.95
TOTAL (B)			9,474.34	7,280.35

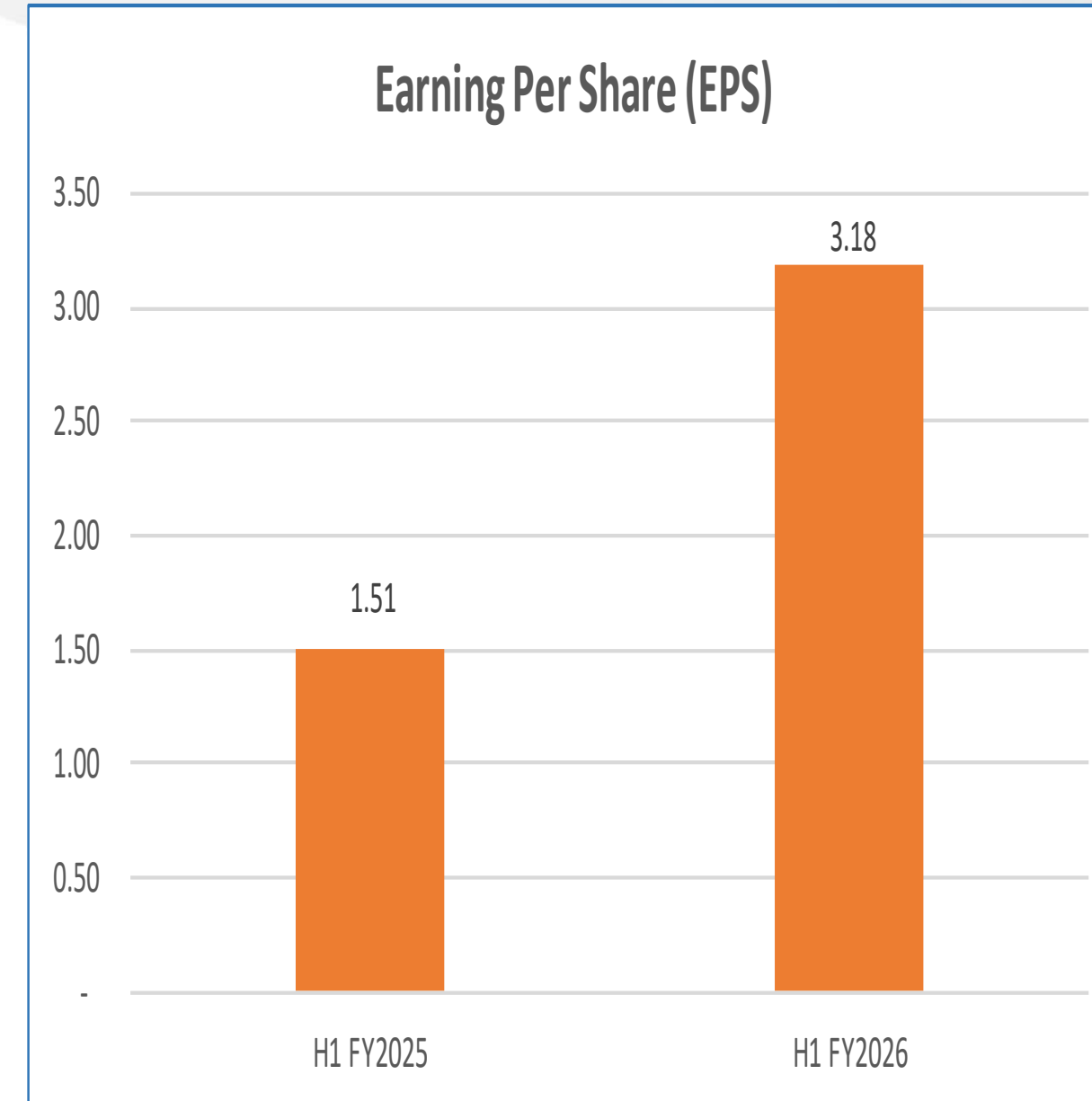
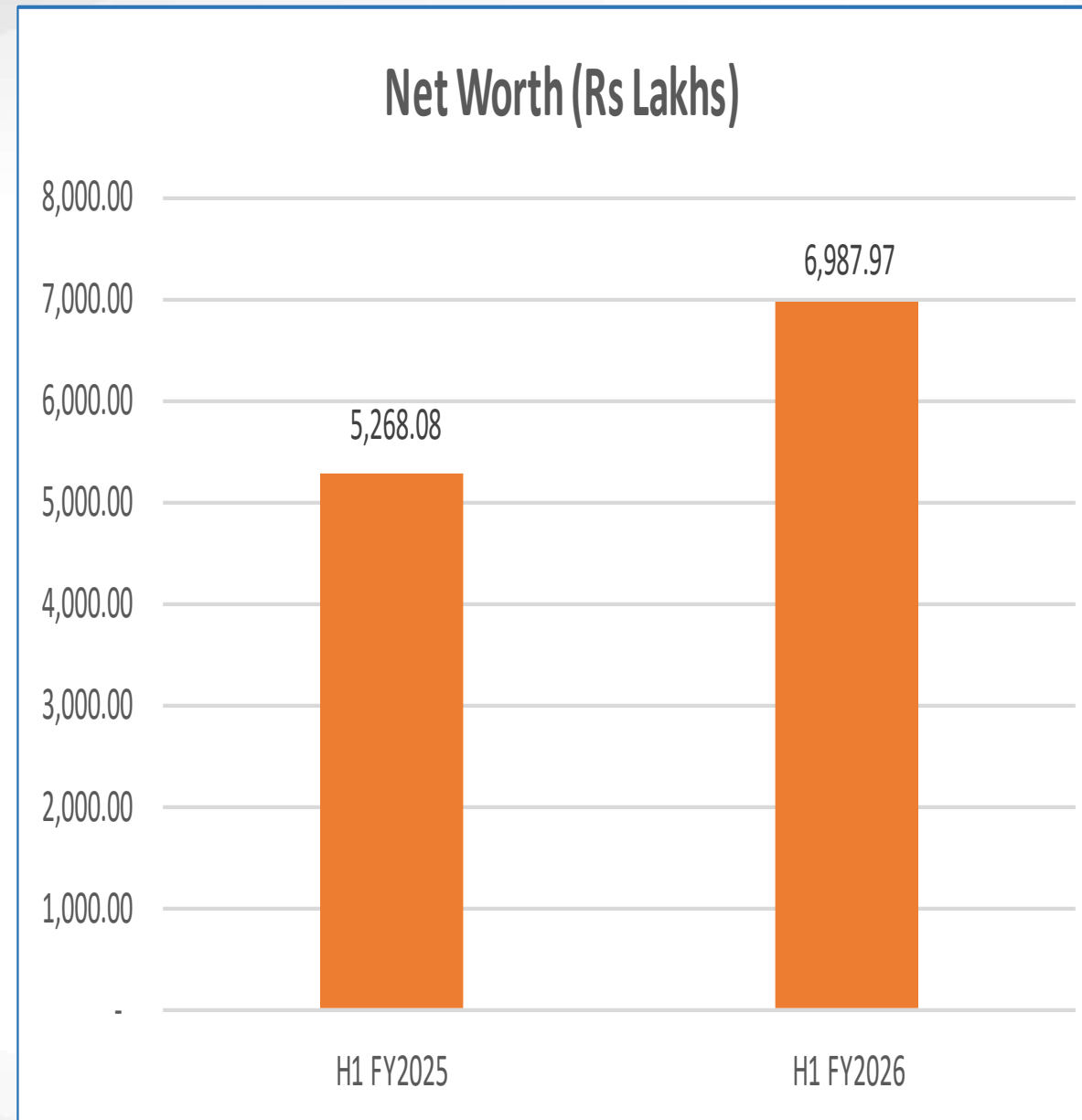
Key Ratios and Growth Trend



Revenue Growth 56.73%

Net Profit growth 110.81%

Key Ratios and Growth Trend





Financial Performance: H1 FY2026

(Amount in Lakhs)

Particulars		Half Yearly Ended			Year Ended	
		Figures As At 30th Sep 2025- Unaudited	As At 31st March 2025-Audited	Figures As At 30th Sep 2024- Unaudited	As At 31st March 2025-Audited	As At 31st March 2024-Audited
I.	Revenue from Operations	2,604.36	3,130.68	1,630.49	4,761.17	4,623.98
II.	Other Income	20.64	415.61	44.33	459.94	63.97
III.	Total Revenue	2,625.00	3,546.29	1,674.82	5,221.11	4,687.95
IV.	Expenses:					
	Cost of Materials Consumed	1,353.16	1,248.76	892.22	2,140.98	2,250.01
	Changes in Inventories of Finished Goods, Work-in-Progress	-241.86	68.98	(114.21)	(45.23)	(132.95)
	Employee Benefit Expense	379.40	305.10	272.67	577.77	412.65
	Financial Costs	68.67	51.05	80.50	131.55	79.00
	Depreciation and Amortization Expense	19.65	11.54	9.97	21.51	20.90
	Other Expenses	248.35	395.85	158.78	554.63	498.15
	Total Expenses	1,827.36	2,081.27	1,299.93	3,381.20	3,127.77
V.	Profit before Exceptional and Extraordinary Items and Tax (III-IV)	797.64	1,465.02	374.89	1,839.91	1,560.18
VI.	Exceptional Items	-	-	-	-	-
VII.	Profit before Extraordinary Items and Tax (V-VI)	797.64	1,465.02	374.89	1,839.91	1,560.18
VIII.	Extraordinary Items	-	-	-	-	-
IX.	Profit before Tax (VII-VIII)	797.64	1,465.02	374.89	1,839.91	1,560.18
X.	Tax Expense:	-	-	-	-	-
	(1) Current Tax	186.96	341.16	90.01	431.17	414.33
	(2) Deferred Tax	13.12	1.55	1.41	2.96	2.97
XI.	Profit(Loss) from the perid from Continuing Operations	597.57	1,122.31	283.47	1,405.78	1,142.88
XII.	Profit/(Loss) from Discontinuing Operations	-	-	-	-	-
XIII.	Tax Expense of Discounting Operations	-	-	-	-	-
XIV.	Profit/(Loss) from Discontinuing Operations (XII-XIII)	-	-	-	-	-
XV.	Profit/(Loss) for the period (XI+XIV)	597.57	1,122.31	283.47	1,405.78	1,142.88
XVI.	Earning per Eequity Share:					
	(1) Basic	3.18	5.97	1.51	7.48	8.54*
	(2) Diluted	3.18	5.97	1.51	7.48	8.54*

(*for fair comparison, On present issued Share Capital, EPS for FY ended 31 Mar 2024 is Rs 6.08)

Our Transformative Journey of Growth



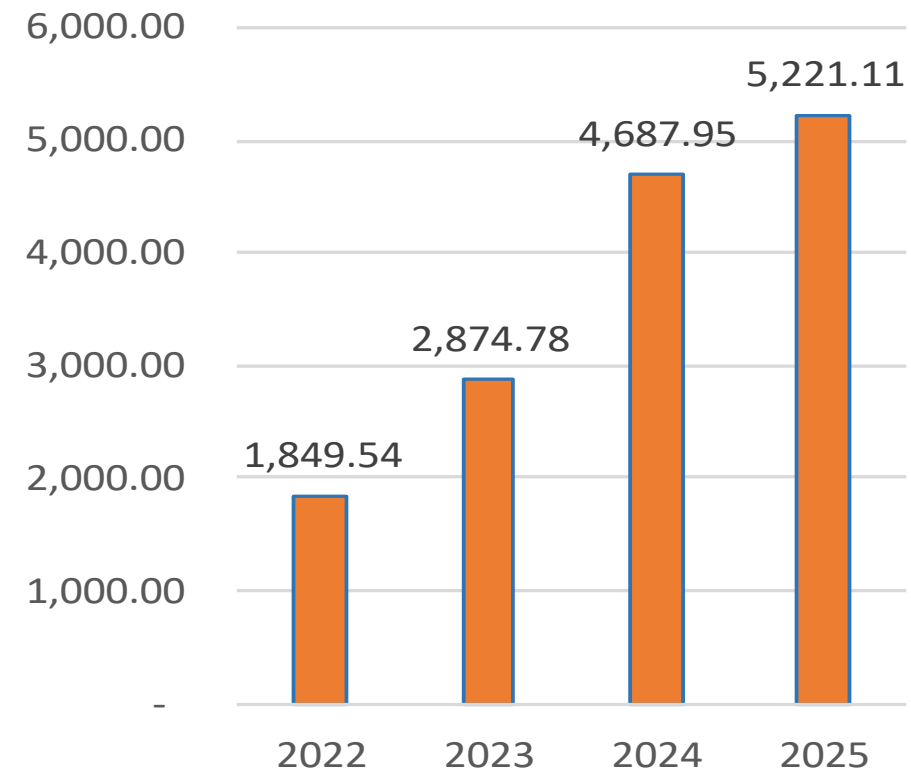
	2022	2023	2024	2025
Total Revenues (Rs Lakhs)	1,849.54	2,874.78	4,687.95	5,221.11
PAT (Rs Lakhs)	105.73	257.34	1,142.88	1,405.78
EBITDA (Rs Lakhs)	405.72	1,660.09	1,660.09	1,992.97
EBITDA margin (%)	21.94%	57.75%	35.41%	38.17%
PAT margin (%)	5.72%	8.95%	24.38%	26.92%
Growth in Total Revenue (%)	83.04%	55.43%	63.07%	11.37%
Growth in PAT (%)	51.68%	143.40%	344.12%	23.00%
Net Worth (Rs Lakhs)	404.3996	661.7349	1,960.62	6,390.39
Adjusted EPS*	2.15	3.52	6.08	7.48

*for fair comparison EPS calculated on present issued Share Capital

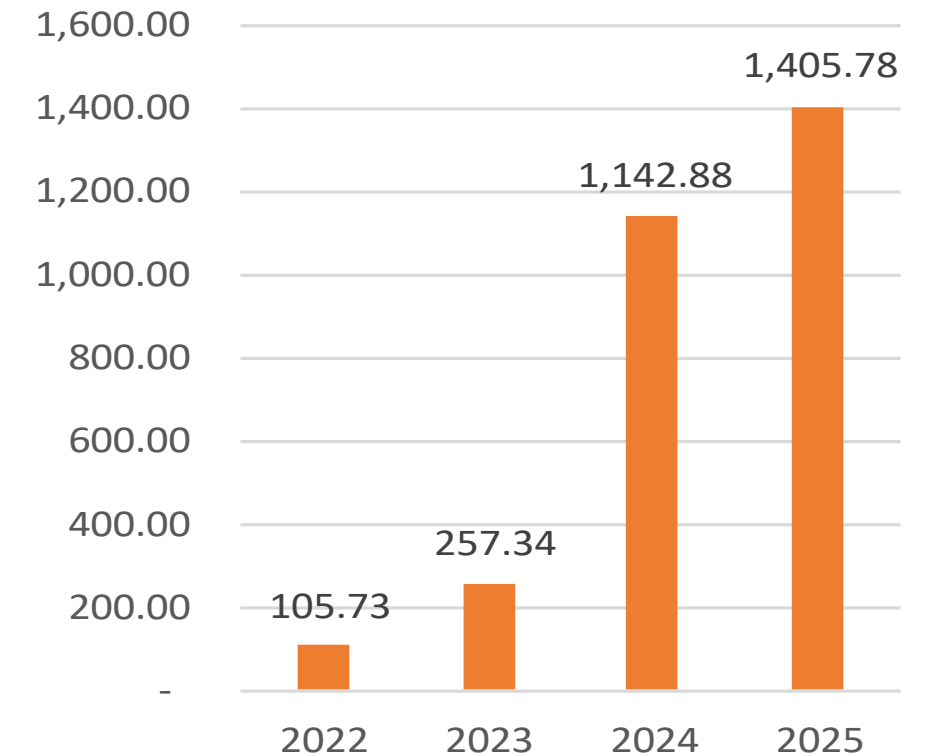
	2022	2023	2024	2025	2026P
Area (Sq. Ft.)	21,520	21,520	21,520	21,520	1,21,520
Capacity under use	60%	80%	100%	100%	

We are in process of making new Factory unit operational which will have total covered area of 100,000 sq. ft. (almost 5 times of existing unit) which will become partially operational in July 2025 and will be fully operational by January 2026. Our total manufacturing area shall be 121,520 sq. ft. (existing + new)

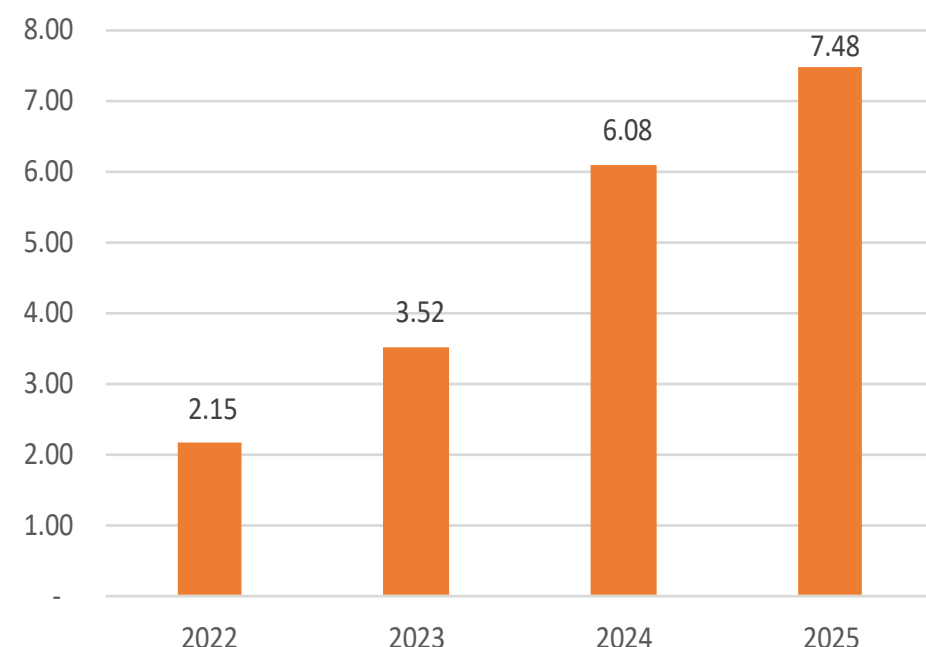
Total Revenues (Rs Lakhs)



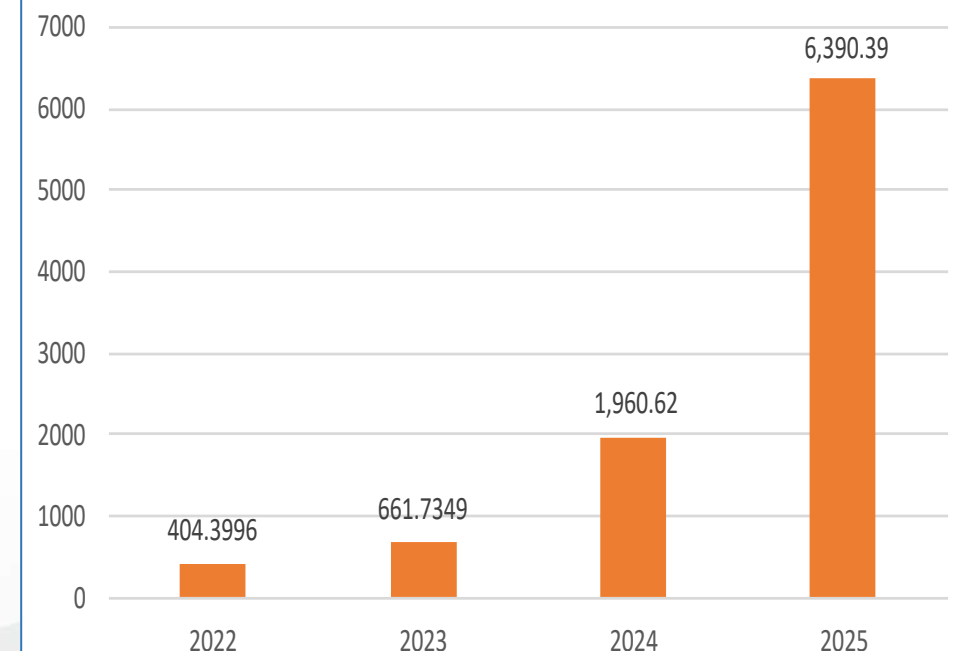
PAT (Rs Lakhs)



Adjusted EPS*



Net Worth (Rs Lakhs)



*for fair comparison EPS calculated on present issued Share Capital

Management Commentary



Mr. Manoj Kumar Gupta
Managing Director

1. Capacity Expansion and Infrastructure Growth

To meet rising demand, we have expanded our production capabilities by acquiring a new **88,000 sq. ft. factory**, with plans to further extend it to **100,000 sq. ft.** in compliance with local regulations. The additional capacity became **partially operational in July 2025** and is on track to be **fully operational by January 2026**, ensuring enhanced production scalability.

Capacity expansion lead to increase in Revenues for the half year April to September 2025 by 56.73% and Net Profit after Tax by around 110.81% over same period of last financial year.

While awareness and demand for noise control solutions are growing, the market lacks adequate retail-focused products. Recognizing this gap, our Company is developing innovative solutions to help consumers mitigate noise pollution in their homes.

2. Innovation Through Collaboration

We are proud to announce our partnership with **CKM Taiwan** to develop advanced acoustic insulation products using Perforated Aluminium which has very good sound absorbing properties. This initiative holds significant potential, and we look forward to introducing ground breaking solutions to the market.

Management Commentary



Mr. Manoj Kumar Gupta
Managing Director

3. Leadership Development

To ensure long-term success, we are proactively building a strong second line of management. This transition is essential to handling larger, more complex orders and sustaining our growth trajectory.

4. Our Commitment to Stakeholders

We remain dedicated to creating long-term value for all stakeholders and sincerely appreciate the continued trust and support from our partners, employees, and customers.

As we move forward, we are confident that these strategic initiatives will position us for sustained growth and innovation in the years ahead.



Growth Drivers

- Introducing Soundproof Windows & Doors
- Collaboration with IIT-Delhi to develop new products
- Collaboration with CKM Taiwan
- Introducing B2C Vertical
- Targeting Defence Industry
- Enhancing Capacities & Robust Order book

Catering to Defence Industry



- High demand from defence industry
- High margin segment
- This segment contributed around 30% to revenues in FY 2024
- We expect huge growth from this vertical.
- Providing specialized acoustic solutions like anechoic chambers, soundproof rooms, acoustic enclosures, and RF absorbers to DRDO labs, Hindustan Aeronautics Limited, Bharat Electronics, and Defence Research Institutes across India.
- These projects span key defense and research locations, including Hyderabad, Bangalore, Delhi, and Vishakhapatnam.

Our Clients



Growing awareness of Noise pollution

Silent Killer: When loud Noises turn deadly



Telangana: Man killed over loud music at wedding

News Desk X | Posted by Mohammed Baleegh | Published: 25th March 2022 12:38 pm IST

Odisha man dies of heart attack due to loud music, DJ detained

Non-Political

Odisha man dies of heart attack due to 'loud music', DJ detained

Search

THE HINDU

Bhopal Police launch probe days after boy dies allegedly due to loud DJ music

The incident took place during an idol immersion procession when the 13-year-old, who was suffering from a heart condition, collapsed while dancing to the music; he later died in hospital due to heart failure

Published - October 18, 2024 11:06 pm IST - BHOPAL

Transportation noise exposure and cardiovascular mortality: 15-years of follow-up in a nationwide prospective cohort in Switzerland

Indian man, 40, suffers brain haemorrhage after exposure to loud DJ music: Report

By Mahipal Singh Chouhan

Sep 16, 2024 01:05 PM IST



A Chhattisgarh man suffered a brain haemorrhage linked to loud DJ music. Doctors warned of health risks from excessive noise.

The rapidly growing awareness of noise pollution is driving remarkable expansion in the market.

Introducing Soundproof Windows & Doors



Envirotech Mute – Newly Launched Sound Proof Windows & Doors

Envirotech Mute, is newly launched premium **soundproof windows and doors**, engineered to deliver unmatched acoustic performance and peace of mind.



 **ENVIROTECH**[®]
MUTE
www.EnvirotechMute.com

Collaboration with IIT-Delhi to Develop Acoustic Solutions Utilizing Waste

Envirotech® Systems Ltd, signed a Memorandum of Understanding (MoU) with the prestigious Indian Institute of Technology, Delhi (IIT-Delhi). This partnership aims to utilize the waste (agricultural, plastic, etc.) to revolutionize the acoustic solutions domain. This initiative not only aims to reduce environmental waste but also promotes sustainable manufacturing practices.

Key Highlights of the Collaboration:


- **Innovative Use of Waste Materials:** The newly developed solution will ensure durability, efficiency, and environmental sustainability.
- **Technology and Research:** IIT-Delhi will provide cutting-edge research and technical support, while Envirotech Systems Ltd will focus on manufacturing and market deployment.
- **Environmental Impact:** Expected to significantly reduce the environmental burden by repurposing the waste into valuable acoustic solutions, contributing to India's sustainability goals.



Collaboration with CKM Taiwan

Collaboration with CKM Taiwan

Envirotech® Systems Ltd, is in advanced stages of exclusive collaboration with CKM Taiwan for Perforated Aluminium which has very good sound absorbing properties. This can be used in various industries for noise absorption.



Introducing B2C Vertical

www.Acousticsnest.com



- High demand for B2C products
- Clients across B2C industries like;
 - Hotels,
 - Residential Buildings,
 - Corporate Buildings,
 - Banquets,
 - Auditoriums,
 - And others. This
- segment contributes around 10% to revenues currently. We
- expect huge growth from this vertical.

The screenshot displays the Acoustic Nest website interface. At the top, there's a navigation bar with the company logo, a search bar, and links for Account, Cart, Wishlist, and Compare. Below this is a secondary navigation bar with a 'BROWSE CATEGORIES' button and links for Home, Shop, Services, About US, Blog, and Contact Us. A phone number +91-9355988601 is also visible. The main content area features a 'Best Selling' section with a large promotional banner for 'Effective way to Improve Sound Quality' and a 'Shop now' button. To the right, there's a grid of product listings under the 'Wall Acoustic' category. Each product listing includes an image, a 'SALE' badge, the product name, and the price. The products shown are:

Product Name	Original Price	Discounted Price
PU Foam T-wedge	₹2,017.50	₹1,345.00
PU Foam Wedge	₹2,017.50	₹1,345.00
PU Foam Pyramid	₹2,017.50	₹1,345.00
PU Foam WoodX	₹3,135.00	₹2,090.00
PU Foam Egg Tray	₹3,135.00	₹2,090.00
PU Foam Turbo	₹3,135.00	₹2,090.00
PU Foam Cadbury	₹3,135.00	₹2,090.00
Glass Wool	₹12,592.50	₹8,393.00

Enhancing Capacities



Unit 1 & 2

Capacity:
21,520 Sq. Ft.

Utilisation:
~90-100%

Located in
Kasna, Greater
Noida

Unit 3

**New Capacity
added:**
100,000Sq. Ft.

**Partially Operational
in July 2025 & fully
operational by Jan
2026**

Located in
Kasna, Greater
Noida



Robust Orderbook



Order book as of
1st November 2025 is of approx.
Rs 20.51 crores

- With new factory partially operational, the company is bidding for single large size orders of Rs 10 crores+
- The Company is in talks with its regular customers for large size orders
- Some large defence orders maybe expected soon.



Status update on New Manufacturing Facility





THANK YOU



Envirotech Systems Ltd.

www.EnvirotechLtd.com