



**YOUR PARTNER
BEYOND PRODUCTS**

May 25, 2026

National Stock Exchange of India Limited
Exchange Plaza, 5th Floor,
Plot No. C/1, G Block,
Bandra - Kurla Complex
Bandra (E), Mumbai - 400 051

BSE Limited
Corporate Relationship Department,
2nd Floor, New Trading Wing,
Rotunda Building, P.J. Towers,
Dalal Street, Mumbai - 400 001

Symbol: ELIN

Scrip Code: 543725

ISIN: INE050401020

Dear Sir(s)/Ma'am,

Subject: Investor Presentation on Audited Financial Results of the Company for Q4 & FY 2025-26 under the SEBI (Listing Obligations and Disclosure Requirements) Regulations, 2015, as amended.

Pursuant to the Regulation 30 read with Schedule III (Part A) (15) of the Securities Exchange Board of India (Listing Obligations and Disclosure Requirements) Regulations, 2015, please find attached Investor Presentation on Audited Financial Results of the Company for the Q4 & FY 2025-26.

We request you to take the above information on record.

Thanking You

Yours faithfully,

For Elin Electronics Limited

Lata Rani Pawa
Company Secretary & Compliance Officer
M. No.: A30540
cs@elinindia.com
Encl: As Above



ELIN ELECTRONICS LIMITED

CIN : L29304DL1982PLC428372

New Delhi

Registered & Corporate Office :
4771, Bharat Ram Road,
23 Daryaganj,
New Delhi-110002

☎ 011-43000400

Ghaziabad

C-142, 143, 144, 144/1, 144/2
Bulandshahar Road
Industrial Area, Site No. 1
Ghaziabad (U.P.) - 201009

☎ 0120-2701519

Goa

L-84, Verna Industrial
Estate Verna, Salcete
Goa-403722

☎ 08326690939

Baddi

Village-Belikhoh,
Tehsil-Nalagarh,
District:Solani,
Himachal Pradesh-174101

☎ 9816036987

Bhiwadi

C-2, C-3 & C5-C6
Elcina Manufacturing
Cluster SPL-1, Salarpur
Industrial Area Bhiwadi,
District: Alwar
Rajasthan-301019



Elin Electronics Limited

Q4FY26 & FY26 Earnings Presentation

May 2026

Disclaimer

This investor presentation has been prepared for informational purposes only.

This Presentation does not constitute a prospectus or offering memorandum and is not an offer or initiation to buy or sell any securities, nor shall part or all of this presentation form the basis of, or to be relied on in connection with any contract or investment decision in relation to any securities.

This Presentation contains forward looking statements based on the currently held outlook of the management of the Company which are expressed in good faith and in management's opinion are reasonable. The forward looking statements may involve known and unknown risks which may cause the actual results or achievements of the Company to differ materially from those in forward-looking statements.

These forward-looking statements represent only the Company's current intentions, beliefs or expectations, and any forward-looking statement speaks only as of the date on which it was made. The Company assumes no obligation to revise or update any forward looking statements.

Agenda



S No	Description
1	<i>Company Overview</i>
2	Q4 FY26 & FY26 Financial Performance & Business Discussion
3	Guidance & Future Outlook

Elin Electronics at a Glance

Who We Are

- We are a leading **EMS** company, manufacturing **end-to end product solutions** for both international and domestic brands of lighting, fans, and home appliances in India, and are one of the largest fractional horsepower motors manufacturers in India
- Serve customers under both **OEM** (manufacture and supply products basis designs developed by customers) and **ODM** (conceptualize, design and manufacture) business models
- Highly **backward integrated** with a strong focus on R&D, **emerging technologies** and **cost optimization** across products through **value analysis and engineering**






Key Product Verticals

EMS Products				Components	
 LED Lighting, Fans and Switches	 Home Appliances	 Fractional Horsepower Motors	 Other EMS Products	 Medical Diagnostic Cartridges	 Moulded and Sheet Metal Components

Serving a Marquee Customer Base



Key Business Segments

Particulars	EMS Products			Components	
	 LED Lighting, Fans and Switches	 Home Appliances	 FHP Motors	 Medical Diagnostic Cartridges	 Moulded and Sheet Metal Component
Products Manufactured	<ul style="list-style-type: none"> • LED lighting – Battens, Downlights, Office, Solar street lights, Smart lighting etc • LED Flashlights • Fans – Ceiling, BLDC Ceiling, Fresh air, TPW etc. • Modular switches and sockets 	<ul style="list-style-type: none"> • Dry and steam irons • Mixer grinders • Hand blenders • Electric Kettle • Oil Filled Radiator • Hair dryer & straighteners • Trimmers • Electric Sterilisers • Heated Hair Brush • OTG • Coming soon – Chimneys, Air Coolers 	<p>FHP motors used in –</p> <ul style="list-style-type: none"> • Mixer grinder • Hand blender • Wet grinder • Chimney • Air conditioner • TPW fans 	<ul style="list-style-type: none"> • Medical diagnostic cartridges for use in diagnostic devices 	<ul style="list-style-type: none"> • Plastic moulded and sheet metal parts and components, largely for customers in the auto ancillary and consumer durables sectors

Manufacturing Locations

Ghaziabad, Uttar Pradesh	Verna, Goa	Baddi, Himachal Pradesh
Commenced Operations in 1970	Commenced Operations in 1995	Commenced Operations in 2004
		
Products manufactured		
<ul style="list-style-type: none"> • Fractional horsepower motors • LED lighting & fans • Plastic moulded parts and sheet metal components 	<ul style="list-style-type: none"> • Medical diagnostic cartridges • Plastic moulded parts and sheet metal components 	<ul style="list-style-type: none"> • Home appliances – Small appliances & Personal Care products

Medium sized Home appliances such as Air coolers, chimneys, OTGs will be made at Bhiwadi

Manufacturing Facilities



Agenda

S No	Description
1	Company Overview
2	<i>Q4 FY26 & FY26 Financial Performance & Business Discussion</i>
3	Guidance & Future Outlook

Q4FY26 & FY26 Snapshot

Operating Revenue

INR 3,242 million

up ~3% YoY from

INR 3,157 million

EBITDA

INR 60 million

down ~70% YoY from

INR 202 million

Profit After Tax

INR (8) million

from

INR 172 million

Net Cash / (Debt)

INR 701 million

from

INR 590 million

Net WC Days

~59 days

from

~65 days

Q4FY26 & FY26 Snapshot

INR million	Q4-FY25	Q4-FY26	Q3-FY26	Q4-FY26	FY25	FY26
Revenue	3,157	3,242	2,935	3,242	11,802	12,877
EBITDA	202	60	108	60	524	546
Margin %	6.4%	1.8%	3.7%	1.8%	4.4%	4.2%
PAT	172	-8	37	-8	293	226

- ▶ Revenue grew ~3% on a YoY basis:
 - ▶ Increase in revenue in lighting and fans and appliances segment
- ▶ EBITDA margin impacted because:
 - ▶ Gross margins impacted by ~390 bps due to sharp surge in polymer prices on the back of higher crude prices driven the war and challenging geopolitical situation as well as the depreciation of the INR vs USD
- ▶ PAT in FY25 includes INR 81 million of one time gains on account of share sale

Revenue Breakdown

INR million	Q4-FY25	Q4-FY26	Q3-FY26	Q4-FY26	FY25	FY26
Lighting, Fans & Switches	863	940	623	940	3,100	3,089
Small Appliances	871	940	1,028	940	2,859	4,059
FHP Motors	510	457	456	457	2,466	2,262
Other EMS	190	193	141	193	595	589
Total EMS	2,435	2,530	2,248	2,530	9,020	9,999
Precision Components & Others	625	596	583	596	2,578	2,483
Medical Cartridges	97	116	105	116	204	395
Total Non-EMS	723	712	688	712	2,782	2,878
Total Revenue	3,157	3,242	2,935	3,242	11,802	12,877

Expenditure Analysis

	Q4-FY25	Q4-FY26	Q3-FY26	Q4-FY26	FY25	FY26
Cost of Material Consumed	73.3%	77.3%	75.1%	77.3%	74.2%	75.2%
Employee Benefits	12.9%	12.9%	13.9%	12.9%	14.1%	13.2%
Other Expenses	7.4%	7.9%	7.3%	7.9%	7.3%	7.3%
EBITDA w/o Other income	6.4%	1.8%	3.7%	1.8%	4.4%	4.2%
Finance Costs	0.7%	0.7%	0.6%	0.7%	0.6%	0.6%
Depreciation	2.3%	2.0%	2.0%	2.0%	2.1%	1.9%
Profit Before Tax	7.0%	-0.5%	1.6%	-0.5%	3.3%	2.3%
Tax	1.5%	-0.3%	0.4%	-0.3%	0.8%	0.5%
Profit After Tax	5.5%	-0.2%	1.2%	-0.2%	2.5%	1.8%

Lighting, Fans & Switches

INR million	Q4-FY25	Q4-FY26	Q3-FY26	Q4-FY26	FY25	FY26
Lighting	500	395	386	395	2,147	1,652
Flashlights	45	52	27	52	244	237
Fans	277	459	183	459	597	1,072
Switches	41	35	27	35	112	128
Total	863	940	623	940	3,100	3,089

- ▶ Lighting revenue at an inflection point, expect newly added customers to contribute meaningfully in the coming quarters
 - ▶ We have added 5 customers in lighting; expect them to ramp up over the next several quarters
 - ▶ Small price hikes undertaken to improve margin (price declines are now behind us)
- ▶ Fans revenue up ~67% YoY on better volumes primarily in the BLDC ceiling fans category
 - ▶ TPW category also seeing good traction and demand

Small Appliances

INR million	Q4-FY25	Q4-FY26	Q3-FY26	Q4-FY26	FY25	FY26
Kitchen & Home Care	617	617	768	617	1,738	2,786
Personal Care	254	323	260	323	1,121	1,274
Total	871	940	1,028	940	2,859	4,059

- ▶ Kitchen & home care revenue flat YoY
 - ▶ Volumes across key categories like irons and mixer grinders marginally declined on a YoY basis as we deferred orders in March due to surging RM costs
- ▶ Personal care segment grew by 32% YoY on the back of better volumes in hair dryers, sterilizers and heated hair brush

Fractional Horsepower Motors

INR million	Q4-FY25	Q4-FY26	Q3-FY26	Q4-FY26	FY25	FY26
Consumer Durables	366	352	375	352	1,899	1,866
Fans	67	61	50	61	293	239
Others	78	43	31	43	274	157
Total	510	457	456	457	2,466	2,262

- ▶ Motors of Consumer durables comprise mixer grinders, hand blenders and chimney
 - ▶ Growth in volumes of chimney motors offset by decline in volume of MG motors
- ▶ Others represents sale of synchronous motors terminal blocks which was impacted as most of our customers had to shut production for March 2026 due to the gas crisis caused due to the war

Capex Overview

INR million	Ghaziabad	Baddi	Goa	Total
Land & Building	38	0	0	38
Plant & Machinery	116	30	23	168
Electrical Installation	4	0	1	6
Tools, Dies & Moulds	52	28	12	92
Others	13	6	3	21
Total	222	64	38	325

- ▶ Plant & Machinery represents addition of machinery primarily for OFR and OTG and automation of motor assembly line
- ▶ Tools, Dies & Moulds, represent tooling development for new products
- ▶ Capex towards Bhiwadi facility at INR 260 million (excl land) is not yet capitalized (in CWIP)

Agenda

S No	Description
1	Company Overview
2	Q4 FY26 & FY26 Financial Performance & Business Discussion
3	<i>Guidance & Future Outlook</i>

FY27 Guidance & Outlook

Description	Remarks
Revenue	Revenue growth of ~15% over FY26, largely led by the Home Appliances and Fans segment
EBITDA	Highly volatile geopolitical situation causing fluctuation in RMC so difficult to guide for margins currently
Capex	INR 45cr towards Bhiwadi and balance capex of INR 25cr towards scaling up existing business
WC days	Target ~50 days; Improvement to be largely led by inventory and payables

Future Growth Drivers

Government Policy
& Regulations

- ▶ Make in India thrust
- ▶ BIS norms
- ▶ PLI benefits



Favourable
Demographics

Cost Leadership &
Scale

- ▶ Higher disposable & discretionary income
- ▶ Rising urbanization levels
- ▶ Focus on convenience

- ▶ Cost leadership achieved through economies of scale, focus on R&D and automation and overall operational excellence



YOUR PARTNER BEYOND PRODUCTS

Thank You