



## Elgi Rubber Company Limited

2000 Trichy Road • Coimbatore 641 005 • India • CIN : L25119TZ2006PLC013144  
+91 (422) 232 1000 • info@in.elgirubber.com • www.elgirubber.com

Ref: ERCL/SEC/2021/June/02

10<sup>th</sup> June, 2021

The Manager – Listing,  
National Stock Exchange of India Limited,  
Exchange Plaza, Bandra Kurla Complex,  
Bandra East,  
Mumbai – 400 051

Dear Sirs,

Sub : Outcome of Board meeting

Ref : Intimation under Regulation 30 of the SEBI (Listing Obligations and Disclosure Requirements) Regulations, 2015("Listing Regulations")

The Board of Directors of the company, at their meeting held on Thursday, 10<sup>th</sup> June 2021, had inter-alia considered and approved the following matters:



**1. Audited Financial Results (standalone & consolidated) for the quarter and year ended 31<sup>st</sup> March, 2021**

Pursuant to Regulations 33 of the Listing Regulations, we are herewith forwarding the audited financial results (standalone & consolidated) for the quarter and year ended 31<sup>st</sup> March 2021 along with Statement of Assets and Liabilities, Statement of Cash Flow and Auditors' report for the year ended on that date. Further, the statutory auditors have expressed an unmodified audit opinion in this regard.

Pursuant to Regulation 47 of the SEBI (Listing Obligations & Disclosure Requirements) Regulation, 2015, an extract of the consolidated financial results will be published in the prescribed format in English and Tamil newspapers within the stipulated time. The financial results of the Company will also be placed on the website of the Company www.elgirubber.com.

**2. Dividend**

The Board of Directors have not recommended any dividend for the financial year ended 31<sup>st</sup> March 2021.



## Elgi Rubber Company Limited

2000 Trichy Road • Coimbatore 641 005 • India • CIN : L25119TZ2006PLC013144  
+91 (422) 232 1000 • info@in.elgirubber.com • www.elgirubber.com

### 3. Resignation of Company Secretary and Compliance Officer

Further to the earlier intimation dated 3<sup>rd</sup> March, 2021, the Board of Directors have accepted the resignation of V.Santhanakrishnan from the post of Company Secretary and Compliance officer of the Company and he shall be relieved from his service with effect from the closing of business hours of 10<sup>th</sup> June 2021. The disclosure pursuant to Regulation 30(6) of the Listing Regulations is enclosed herewith as **Annexure-A**.

### 4. Appointment of Company Secretary and Compliance Officer

Based on the recommendation of the Nomination and Remuneration Committee, the Board of Directors have appointed G.Sasikumar (ICSI Membership Number: A29379) as the Company Secretary and Compliance Officer of the Company with effect from 11<sup>th</sup> June 2021. The disclosure pursuant to Regulation 30(6) of the Listing Regulations is enclosed herewith as **Annexure-A**.

### 5. Annual General Meeting

The 15<sup>th</sup> Annual General Meeting (AGM) of the Company is scheduled to be held on Thursday, 26<sup>th</sup> August, 2021 through Video Conferencing (VC) / Other Audio Visual Means (OAVM). The details regarding the manner of attending the AGM through VC / OAVM and casting votes by shareholders through electronic means will be set in the Notice of the AGM. The book closure period commence from 20<sup>th</sup> August 2021 till 26<sup>th</sup> August 2021 (both days inclusive) for the purpose of Annual General Meeting.

The cut-off date for e-voting is Thursday, 19<sup>th</sup> August 2021 ("cut-off date").

The remote e-voting period begins on Monday, 23<sup>rd</sup> August, 2021 at 09:00 AM (IST) and ends on Wednesday, 25<sup>th</sup> August, 2021 at 05:00 PM (IST).

The Board meeting concluded at 09.30 PM.

Kindly take the same on record.

Thank you,

Yours faithfully,  
For Elgi Rubber Company Limited,

Sudarsan Varadaraj  
DIN: 00133533  
Chairman & Managing Director



Encl: As mentioned above.



## Elgi Rubber Company Limited

2000 Trichy Road • Coimbatore 641 005 • India • CIN : L25119TZ2006PLC013144  
+91 (422) 232 1000 • info@in.elgirubber.com • www.elgirubber.com

### ANNEXURE-A

#### Resignation of V Santhanakrishnan as Company Secretary and Compliance Officer - Disclosure as per regulation 30(6) read with Part A of Schedule III of SEBI Listing Regulations:

Reason for change viz., appointment, resignation, removal, death or otherwise	Resignation due to personal reasons
Date of appointment / cessation (as applicable) & term of appointment	Resignation of V Santhanakrishnan as Company Secretary and Compliance Officer is effective from the closure of business hours of 10 <sup>th</sup> June 2021
Brief profile (in case of appointment)	Not applicable
Disclosure of relationships between directors (in case of appointment of a director)	Not applicable

#### Appointment of G.Sasikumar as Company Secretary and Compliance Officer – Disclosure as per regulation 30(6) read with Part A of Schedule III of SEBI Listing Regulations:

Reason for change viz., appointment, resignation, removal, death or otherwise	Appointment
Date of appointment /cessation (as applicable) & term of appointment	Appointment of G. Sasikumar as Company Secretary and Compliance Officer is effective from 11 <sup>th</sup> June 2021
Brief profile (in case of appointment)	G.Sasikumar (ICSI Membership No.A29379) is aqualified Company Secretaryand have experience in managingcorporate secretarial functions,compliances under CompaniesAct, 2013 and other variouslaws
Disclosure of relationships between directors (in case of appointment of a director)	Not applicable


Independent Auditors' Report on Consolidated Annual Financial Results of  
Elgi Rubber Company Limited pursuant to Regulation 33 of the SEBI (Listing Obligations and  
Disclosure Requirements) Regulations, 2015

To  
The Board of Directors  
Elgi Rubber Company Limited,  
Coimbatore

**Report on the audit of the Consolidated Annual Financial Results**

**Opinion**

We have audited the accompanying consolidated annual financial results of Elgi Rubber Company Limited (hereinafter referred to as the "Holding Company") and its subsidiaries (Holding Company and its subsidiaries together referred to as "the Group") for the year ended March 31, 2021, attached herewith, being submitted by the Holding Company pursuant to the requirement of Regulation 33 of the SEBI (Listing Obligations and Disclosure Requirements) Regulations, 2015, as amended ("Listing Regulations"). In our opinion and to the best of our information and according to the explanations given to us and based on the consideration of reports of other auditors on separate audited financial statements of the subsidiaries, the aforesaid consolidated annual financial results:

- include the annual financial results of the entities listed in Annexure I.
- are presented in accordance with the requirements of Regulation 33 of the Listing Regulations in this regard; and
- give a true and fair view in conformity with the recognition and measurement principles laid down in the applicable Indian Accounting Standards, and other accounting principles generally accepted in India, of consolidated net profit and other comprehensive income and other financial information of the Group for the year ended March 31, 2021.

**Basis for Opinion**

We conducted our audit in accordance with the Standards on Auditing ("SAs") specified under Section 143(10) of the Companies Act, 2013 ("the Act"). Our responsibilities under those SAs are further described in the Auditor's Responsibilities for the Audit of the Consolidated Annual Financial Results section of our report. We are independent of the Group and in accordance with the Code of Ethics issued by the Institute of Chartered Accountants of India together with the ethical requirements that are relevant to our audit of the financial statements under the provisions of the Act, and the Rules thereunder, and we have fulfilled our other ethical responsibilities in accordance with these requirements and the Code of Ethics. We believe that the audit evidence obtained by us along with the consideration of audit reports of the other auditors referred to in sub paragraph (a) of the "Other Matters" paragraph below, is sufficient and appropriate to provide a basis for our opinion on the consolidated annual financial results.



**Management's and Board of Directors' Responsibilities for the Consolidated Annual Financial Results**

These consolidated annual financial results have been prepared on the basis of the consolidated annual financial statements. The Holding Company's Management and the Board of Directors are responsible for the preparation and presentation of these consolidated annual financial results that give a true and fair view of the consolidated net profit and other comprehensive income and other financial information of the Group in accordance with the recognition and measurement principles laid down in Indian Accounting Standards prescribed under Section 133 of the Act and other accounting principles generally accepted in India and in compliance with Regulation 33 of the Listing Regulations. The respective Management and Board of Directors of the companies included in the Group are responsible for maintenance of adequate accounting records in accordance with the provisions of the Act for safeguarding of the assets of each company and for preventing and detecting frauds and other irregularities; selection and application of appropriate accounting policies; making judgments and estimates that are reasonable and prudent; and the design, implementation and maintenance of adequate internal financial controls, that were operating effectively for ensuring accuracy and completeness of the accounting records, relevant to the preparation and presentation of the consolidated annual financial results that give a true and fair view and are free from material misstatement, whether due to fraud or error, which have been used for the purpose of preparation of the consolidated annual financial results by the Management and the Directors of the Holding Company, as aforesaid.

In preparing the consolidated annual financial results, the Management and the respective Board of Directors of the companies included in the Group are responsible for assessing the ability of each company to continue as a going concern, disclosing, as applicable, matters related to going concern and using the going concern basis of accounting unless the respective Board of Directors either intends to liquidate the company or to cease operations or has no realistic alternative but to do so. The respective Board of Directors of the companies included in the Group are responsible for overseeing the financial reporting process of each company.

**Auditor's Responsibilities for the Audit of the Consolidated Annual Financial Results**

Our objectives are to obtain reasonable assurance about whether the consolidated annual financial results as a whole are free from material misstatement, whether due to fraud or error, and to issue an auditor's report that includes our opinion. Reasonable assurance is a high level of assurance, but is not a guarantee that an audit conducted in accordance with SAs will always detect a material misstatement when it exists. Misstatements can arise from fraud or error and are considered material if, individually or in the aggregate, they could reasonably be expected to influence the economic decisions of users taken on the basis of these consolidated annual financial results.

As part of an audit in accordance with SAs, we exercise professional judgment and maintain professional skepticism throughout the audit. We also:


- Identify and assess the risks of material misstatement of the consolidated annual financial results, whether due to fraud or error, design and perform audit procedures responsive to those risks, and obtain audit evidence that is sufficient and appropriate to provide a basis for



our opinion. The risk of not detecting a material misstatement resulting from fraud is higher than for one resulting from error, as fraud may involve collusion, forgery, intentional omissions, misrepresentations, or the override of internal control.

- Obtain an understanding of internal control relevant to the audit in order to design audit procedures that are appropriate in the circumstances. Under Section 143(3) (i) of the Act, we are also responsible for expressing our opinion through a separate report on the complete set of consolidated financial statements on whether the company has adequate internal financial controls with reference to consolidated financial statements in place and the operating effectiveness of such controls.
- Evaluate the appropriateness of accounting policies used and the reasonableness of accounting estimates and related disclosures in the consolidated financial results made by the Management and Board of Directors.
- Conclude on the appropriateness of the Management and Board of Directors use of the going concern basis of accounting and, based on the audit evidence obtained, whether a material uncertainty exists related to events or conditions that may cast significant doubt on the appropriateness of this assumption. If we conclude that a material uncertainty exists, we are required to draw attention in our auditor's report to the related disclosures in the consolidated annual financial results or, if such disclosures are inadequate, to modify our opinion. Our conclusions are based on the audit evidence obtained up to the date of our auditor's report. However, future events or conditions may cause the Group and its subsidiaries to cease to continue as a going concern.
- Evaluate the overall presentation, structure and content of the consolidated annual financial results, including the disclosures, and whether the consolidated annual financial results represent the underlying transactions and events in a manner that achieves fair presentation.
- Obtain sufficient appropriate audit evidence regarding the financial results/financial information of the entities within the Group and its subsidiaries to express an opinion on the consolidated annual financial results. We are responsible for the direction, supervision and performance of the audit of financial information of such entities included in the consolidated financial results of which we are the independent auditors. For the other entities included in the consolidated annual financial results, which have been audited by other auditors, such other auditors remain responsible for the direction, supervision and performance of the audits carried out by them. We remain solely responsible for our audit opinion. Our responsibilities in this regard are further described in para (a) of the section titled "Other Matters" in this audit report.

We communicate with those charged with governance of the Holding Company and such other entities included in the consolidated annual financial results of which we are the independent auditors regarding, among other matters, the planned scope and timing of the audit and significant audit findings, including any significant deficiencies in internal control that we identify during our audit.



We also provide those charged with governance with a statement that we have complied with relevant ethical requirements regarding independence, and to communicate with them all relationships and other matters that may reasonably be thought to bear on our independence, and where applicable, related safeguards.

We also performed procedures in accordance with the circular No CIR/CFD/CMD1/44/2019 issued by the SEBI under Regulation 33(8) of the Listing Regulations, as amended, to the extent applicable.

**Other Matters**

(a) The consolidated annual financial results include the audited financial results of 7 subsidiaries, whose financial statements reflect Group's share of total assets of Rs.32000.97 Lakhs as at March 21, 2021, Group's share of total revenue of Rs.20638.81 Lakhs, Group's share of total net loss after tax of Rs.870.43 Lakhs and Group's share of net cash flows of Rs.588.89 Lakhs for the year ended on that date, as considered in the consolidated annual financial results, which have been audited by independent auditor. The independent auditors' reports on financial statements of these entities have been furnished to us by the management and our opinion on the consolidated annual financial results, in so far as it relates to the amounts and disclosures included in respect of these entities, is based solely on the reports of such auditor and the procedures performed by us as stated in paragraph above.

Certain of these subsidiaries are located outside India whose financial statements and other financial information have been prepared in accordance with accounting principles generally accepted in their respective countries. The Holding Company's management has converted the financial statements of such subsidiaries located outside India from accounting principles generally accepted in their respective countries to accounting principles generally accepted in India. Our opinion in so far as it relates to the balances and affairs of such subsidiaries located outside India is based on the reports of other auditor and the conversion adjustments prepared by the management of the Company.

Our opinion on the consolidated annual financial results is not modified in respect of the above matters with respect to our reliance on the work done and the reports of the other auditors and the financial statements certified by the Board of Directors.



(b) The consolidated annual financial results include the results for the quarter ended March 31, 2021 being the balancing figures between the audited figures in respect of the full financial year and the published unaudited year to date figures up to the third quarter of the current financial year which were subject to limited review by us.



For M.S.Jagannathan and Visvanathan  
Chartered Accountants  
Firm Registration No.0012095

M V Jeganathan  
Partner  
M.No. 214178

UDIN:21214178AAAAABJ5840

Coimbatore  
June 10, 2021

**Annexure I**

**List of entities included in the Statement**

- i. Elgi Rubber Company LLC, USA
- ii. Elgi Rubber Company Limited, Kenya
- iii. Elgi Rubber Company Limited, Sri Lanka
- iv. Treadsdirect Limited, Bangladesh
- v. Borrachas e Equipamentos Elgi Ltda, Brasil
- vi. Elgi Rubber Company Holdings B.V., The Netherlands and its subsidiary companies viz. Elgi Rubber Company BV, The Netherlands and Rubber Compounding Holland B.V., The Netherlands, and Rubber Resources B.V., The Netherlands (Step-down subsidiaries)
- vii. Pincott International Pty Limited, Australia

*M. S. Jagannathan & Visvanathan*

**CHARTERED ACCOUNTANTS**

**Independent Auditors' Report on Standalone Annual Financial Results of  
Elgi Rubber Company Limited pursuant to Regulation 33 of the SEBI (Listing Obligations and Disclosure  
Requirements) Regulations, 2015**

To  
The Board of Directors  
Elgi Rubber Company Limited,  
Coimbatore

**Opinion**

We have audited the accompanying standalone annual financial results of Elgi Rubber Company Limited (hereinafter referred to as "the Company") for the year ended March 31, 2021 ('standalone annual financial results'), attached herewith, being submitted by the Company pursuant to the requirement of Regulation 33 of the Securities and Exchange Board of India ("SEBI") (Listing Obligations and Disclosure Requirements) Regulations, 2015, as amended ("Listing Regulations").

In our opinion and to the best of our information and according to the explanations given to us, the aforesaid standalone annual financial results:

- (i) are presented in accordance with the requirements of Regulation 33 of the Listing Regulations in this regard; and
- (ii) give a true and fair view in conformity with the recognition and measurement principles laid down in the applicable Indian Accounting Standards, and other accounting principles generally accepted in India, of the net profit and other comprehensive income and other financial information for the year ended March 31, 2021.

**Basis for Opinion**

We conducted our audit in accordance with the Standards on Auditing ("SAs") specified under Section 143(10) of the Companies Act, 2013 ("the Act"). Our responsibilities under those SAs are further described in the Auditor's Responsibilities for the Audit of the Standalone Annual Financial Results section of our report. We are independent of the Company, in accordance with the Code of Ethics issued by the Institute of Chartered Accountants of India together with the ethical requirements that are relevant to our audit of the standalone financial statements under the provisions of the Act, and the Rules thereunder, and we have fulfilled our other ethical responsibilities in accordance with these requirements and the Code of Ethics. We believe that the audit evidence we have obtained is sufficient and appropriate to provide a basis for our opinion on the standalone annual financial results.



**Management's and Board of Directors' Responsibilities for the Standalone Annual Financial Results**

These standalone annual financial results have been prepared on the basis of the standalone annual financial statements.

The Company's Management and the Board of Directors are responsible for the preparation and presentation of these standalone annual financial results that give a true and fair view of the net profit/loss and other comprehensive income and other financial information in accordance with the recognition and measurement principles laid down in Indian Accounting Standards prescribed under Section 133 of the Act and other accounting principles generally accepted in India and in compliance with Regulation 33 of the Listing Regulations.

This responsibility also includes maintenance of adequate accounting records in accordance with the provisions of the Act for safeguarding of the assets of the Company and for preventing and detecting frauds and other irregularities; selection and application of appropriate accounting policies; making judgments and estimates that are reasonable and prudent; and the design, implementation and maintenance of adequate internal financial controls, that were operating effectively for ensuring accuracy and completeness of the accounting records, relevant to the preparation and presentation of the standalone annual financial results that give a true and fair view and are free from material misstatement, whether due to fraud or error.

In preparing the standalone annual financial results, the Management and the Board of Directors are responsible for assessing the Company's ability to continue as a going concern, disclosing, as applicable, matters related to going concern and using the going concern basis of accounting unless the Board of Directors either intends to liquidate the Company or to cease operations, or has no realistic alternative but to do so.

The Board of Directors is responsible for overseeing the Company's financial reporting process.

**Auditor's Responsibilities for the Audit of the Standalone Annual Financial Results**

Our objectives are to obtain reasonable assurance about whether the standalone annual financial results as a whole are free from material misstatement, whether due to fraud or error, and to issue an auditor's report that includes our opinion. Reasonable assurance is a high level of assurance, but is not a guarantee that an audit conducted in accordance with SAs will always detect a material misstatement when it exists. Misstatements can arise from fraud or error and are considered material if, individually or in the aggregate, they could reasonably be expected to influence the economic decisions of users taken on the basis of these standalone annual financial results.

As part of an audit in accordance with SAs, we exercise professional judgment and maintain professional skepticism throughout the audit. We also:



Identify and assess the risks of material misstatement of the standalone annual financial results, whether due to fraud or error, design and perform audit procedures responsive to those risks, and obtain audit evidence that is sufficient and appropriate to provide a basis for our opinion. The risk of not detecting a material misstatement resulting from fraud is higher than for one resulting from error, as fraud may involve collusion, forgery, intentional omissions, misrepresentations, or the override of internal control.

- Obtain an understanding of internal control relevant to the audit in order to design audit procedures that are appropriate in the circumstances. Under Section 143(3)(i) of the Act, we are also responsible for expressing our opinion through a separate report on the complete set of standalone financial statements on whether the company has adequate internal financial controls with reference to standalone financial statements in place and the operating effectiveness of such controls.
- Evaluate the appropriateness of accounting policies used and the reasonableness of accounting estimates and related disclosures in the standalone annual financial results made by the Management and Board of Directors.
- Conclude on the appropriateness of the Management and Board of Directors use of the going concern basis of accounting and, based on the audit evidence obtained, whether a material uncertainty exists related to events or conditions that may cast significant doubt on the appropriateness of this assumption. If we conclude that a material uncertainty exists, we are required to draw attention in our auditor's report to the related disclosures in the standalone annual financial results or, if such disclosures are inadequate, to modify our opinion. Our conclusions are based on the audit evidence obtained up to the date of our auditor's report. However, future events or conditions may cause the Company to cease to continue as a going concern.
- Evaluate the overall presentation, structure and content of the standalone annual financial results, including the disclosures, and whether the standalone annual financial results represent the underlying transactions and events in a manner that achieves fair presentation.

We communicate with those charged with governance regarding, among other matters, the planned scope and timing of the audit and significant audit findings, including any significant deficiencies in internal control that we identify during our audit.

We also provide those charged with governance with a statement that we have complied with relevant ethical requirements regarding independence, and to communicate with them all relationships and other matters that may reasonably be thought to bear on our independence, and where applicable, related safeguards.



Other Matters

The standalone annual financial results include the results for the quarter ended March 31, 2021 being the balancing figures between the audited figures in respect of the full financial year and the published audited year to date figures up to the third quarter of the current financial year.



For M S Jagannathan and Visvanathan  
Chartered Accountants  
FRN 0012095

A handwritten signature in black ink, appearing to read 'Visvanathan'.

Partner  
M No 214178

UDIN: 21214178 AAAAB66822

Coimbatore  
June 10, 2021

## Elgi Rubber Company Limited

Regd. Office: 2000, Trichy Road, Coimbatore - 641 005, Tamil Nadu  
Telephone No.: 0422-4321000 Fax No.: 0422-2322222 E-mail Id: info@in.elgirubber.com Website: www.elgirubber.com  
CIN: L25119TZ2006PLC013144

### Statement of Consolidated audited financial results for the quarter and year ended March 31, 2021

(Rupees in lakhs, except per share data)

Sl No	Particulars	Quarter ended			Year ended	
		March 31, 2021 (audited)	December 31, 2020 (unaudited)	March 31, 2020 (audited)	March 31, 2021 (audited)	March 31, 2020 (audited)
	<b>Income from Operations</b>					
1	Revenue from operations	9,225.17	9,634.75	9,293.50	34,313.98	36,837.88
2	Other Income (Net)	355.80	450.24	361.48	1,440.78	1,624.95
3	<b>Total Revenue (1+2)</b>	<b>9,580.97</b>	<b>10,084.99</b>	<b>9,654.98</b>	<b>35,754.76</b>	<b>38,462.83</b>
4	<b>Expenses</b>					
	Cost of materials consumed	4,667.46	4,239.32	3,533.92	15,290.61	14,542.72
	Purchase of stock-in-trade	100.84	171.29	86.13	595.61	2,661.41
	Changes in Inventories of Finished Goods, Stock-in-Trade & Work-in-progress	(215.46)	(43.11)	233.81	417.69	413.93
	Employee benefits expense	2,411.68	1,463.28	2,924.21	7,355.46	8,435.51
	Finance costs	224.82	422.36	583.30	1,553.81	1,938.20
	Depreciation and amortization expense	429.04	423.32	340.45	1,657.06	1,684.30
	Other expenses	1,985.68	2,347.49	3,145.36	8,684.23	11,019.92
	<b>Total Expenses</b>	<b>9,604.06</b>	<b>9,023.95</b>	<b>10,847.18</b>	<b>35,554.47</b>	<b>40,695.99</b>
5	<b>Profit/ (loss) before exceptional items and tax (3-4)</b>	<b>(23.09)</b>	<b>1,061.04</b>	<b>(1,192.20)</b>	<b>200.29</b>	<b>(2,233.16)</b>
6	Exceptional items	(57.06)	113.57	701.60	117.79	780.95
7	<b>Profit before tax (5+6)</b>	<b>(80.15)</b>	<b>1,174.61</b>	<b>(490.60)</b>	<b>318.08</b>	<b>(1,452.21)</b>
8	<b>Tax expense</b>					
	Current tax	(136.48)	42.31	3.29	43.98	15.95
	Deferred tax	36.73	(28.36)	181.19	55.81	7.60
	Income Tax related to earlier year	105.53	-	27.30	110.37	44.06
	<b>Total Tax Expenses</b>	<b>5.78</b>	<b>13.95</b>	<b>211.78</b>	<b>210.16</b>	<b>67.61</b>
9	<b>Profit/ (loss) after tax for the period from continuing operations (7-8)</b>	<b>(85.93)</b>	<b>1,160.66</b>	<b>(702.38)</b>	<b>107.92</b>	<b>(1,519.82)</b>
10	<b>Profit / (Loss) from discontinued operations</b>	-	-	-	-	-
11	Tax expense of discontinued operations	-	-	-	-	-
12	<b>Profit / (Loss) from discontinued operations (after tax) (10-11)</b>	-	-	-	-	-
13	<b>Profit for the period (9+12)</b>	<b>(85.93)</b>	<b>1,160.66</b>	<b>(702.38)</b>	<b>107.92</b>	<b>(1,519.82)</b>
14	<b>Other comprehensive income, net of income tax</b>					
	a) (i) Items that will not be reclassified to profit or loss	(23.71)	9.78	67.01	5.64	68.66
	(ii) income tax relating to items that will not be reclassified to profit or loss	5.97	(2.47)	(16.97)	(1.42)	(17.28)
	b) (i) Items that will be reclassified to profit or loss	-	-	-	-	-
	(ii) income tax relating to items that will be reclassified to profit or loss	-	-	-	-	-
	<b>Total other comprehensive income, net of income tax</b>	<b>(17.74)</b>	<b>7.31</b>	<b>50.04</b>	<b>4.22</b>	<b>51.38</b>
15	<b>Total Comprehensive Income for the period. [Comprising Profit / (Loss) for the period (after tax) and Other Comprehensive Income (after tax)] [13+14]</b>	<b>(103.67)</b>	<b>1,167.97</b>	<b>(652.34)</b>	<b>112.14</b>	<b>(1,468.44)</b>



(Rupees in lakhs, except per share data)

Sl No	Particulars	Quarter ended			Year ended	
		March 31, 2021	December 31,	March 31, 2020	March 31, 2021	March 31, 2020
		(audited)	2020 (unaudited)	(audited)	(audited)	(audited)
16	Paid-up equity share capital	500.50	500.50	500.50	500.50	500.50
	Face value per share (Rs.)	1.00	1.00	1.00	1.00	1.00
17	Earning per share (Rs.) (not annualised) (for continuing operations)					
	- Basic	(0.17)	2.32	(1.40)	0.22	(3.04)
	- Diluted	(0.17)	2.32	(1.40)	0.22	(3.04)
18	Earning per share (Rs.) (not annualised) (for discontinuing operations)					
	- Basic	-	-	-	-	-
	- Diluted	-	-	-	-	-
19	Earning per share (Rs.) (not annualised) (for continuing and discontinuing operations)					
	- Basic	(0.17)	2.32	(1.40)	0.22	(3.04)
	- Diluted	(0.17)	2.32	(1.40)	0.22	(3.04)

**Notes:**

- In accordance with Regulation 33 of the SEBI (Listing Obligations and Disclosure Requirements) Regulations, 2015, the above consolidated financial results have been reviewed by the Audit Committee and approved by the Board of Directors at their meeting held on June 10, 2021 and the same has been audited by the statutory auditors of the Company who have expressed an unmodified audit opinion on thereon.
- These statements have been prepared in accordance with the Companies (Indian Accounting Standards) Rules, 2015 (Ind AS) prescribed under section 133 of the Companies Act, 2013 and other recognised accounting practices and policies to the extent applicable.
- During the year under review, the operations of the company are normalizing wherever the COVID-19 restrictions have been eased and hence, the results of the current financial year are not comparable with the corresponding results of previous financial year.
- Figures for the quarter ended March 31, 2021 and the corresponding quarter ended in the previous year as reported in these financial results are the balancing figures between audited figures in respect of the full financial year and the published year to date figures upto the end of the third quarter of the relevant financial year.
- Exceptional items represent profit on sale of land <sup>and</sup> including capital advance written off.
- The company is engaged primarily in only one segment of providing solutions to the Rubber industry. Hence there are no reportable segments as per Ind AS 108 "Operating Segments".
- The Board has not recommended any dividend for the financial year 2020-21.
- The above statements includes the results of the following wholly owned subsidiaries:
  - Elgi Rubber Company LLC, USA
  - Elgi Rubber Company Limited, Kenya
  - Elgi Rubber Company Limited, Sri Lanka
  - Treadsdirect Limited, Bangladesh
  - Borrachas e Equipamentos Elgi Ltda, Brasil
  - Elgi Rubber Company Holdings B.V., The Netherlands
  - Pincott International Pty Limited, Australia
- The previous period figures have been regrouped / reclassified wherever necessary.

V. S. Jagan



(Rupees in lakhs)

Particulars	As at	As at
	March 31, 2021 (audited)	March 31, 2020 (audited)
<b>Assets</b>		
<b>Non-current assets</b>		
Property, Plant and equipment	19,488.76	19,156.68
Intangible assets	66.89	268.83
Capital work-in-progress	2,093.73	3,269.39
Goodwill on consolidation	1,303.47	1,303.47
Right-of-use-assets	43.13	75.24
Financial assets		
i. Investments	1,270.37	372.79
ii. Other financial assets	289.21	271.53
Deferred tax asset (Net)	2,890.24	2,946.05
Other non-current assets	336.91	1,086.18
<b>Total non-current assets</b>	<b>27,782.71</b>	<b>28,750.16</b>
<b>Current assets</b>		
Inventories	10,980.67	13,571.31
Financial assets		
i. Trade receivables	5,388.55	4,973.53
ii. Cash and cash equivalents	1,007.70	448.40
iii. Bank balances other than (ii) above	2,152.74	2,066.05
iv. Loans	22.13	43.00
v. Other financial assets	-	-
Other current assets	2,113.63	2,663.79
<b>Total current assets</b>	<b>21,665.42</b>	<b>23,766.08</b>
<b>Total assets</b>	<b>49,448.13</b>	<b>52,516.24</b>
<b>Equity and Liabilities</b>		
<b>Equity</b>		
Equity share capital	500.50	500.50
Other Equity	17,822.75	18,053.84
<b>Total equity</b>	<b>18,323.25</b>	<b>18,554.34</b>
<b>Non current liabilities</b>		
Financial liabilities		
i. Borrowings	7,691.68	9,992.10
ii. Other financial liabilities	-	-
iii. Lease liability	21.58	49.68
Provisions	-	-
<b>Total Non-current liabilities</b>	<b>7,713.26</b>	<b>10,041.78</b>
<b>Current liabilities</b>		
Financial liabilities		
i. Borrowings	13,239.29	14,797.93
ii. Trade payables		
(a) total outstanding dues of micro enterprises and small enterprises	19.20	24.44
(b) total outstanding dues of creditors other than micro enterprises and small enterprises.	4,400.28	5,271.49
Provisions	230.56	242.01
Other current liabilities	5,522.29	3,584.25
<b>Total current liabilities</b>	<b>23,411.62</b>	<b>23,920.12</b>
<b>Total liabilities</b>	<b>31,124.88</b>	<b>33,961.90</b>
<b>Total equity and liabilities</b>	<b>49,448.13</b>	<b>52,516.24</b>



(Rupees in lakhs)

Particulars	Period ended	Period ended
	March 31, 2021 (audited)	March 31, 2020 (audited)
<b>Cash Flow from Operating activities</b>		
Profit before income tax	318.08	(1,452.20)
Adjustments for		
Depreciation and amortisation expense	1,657.06	1,684.30
(Profit)/ Loss on sale of fixed asset	(174.80)	(890.01)
(Profit)/ Loss on sale of Investments	-	-
Provision for doubtful debts and advances	2.42	145.00
Provision for doubtful debts and advances written back	(2.74)	(2.56)
Fair Value changes of investments considered to profit and loss	(897.58)	443.89
Net Unrealised Exchange differences	110.30	(195.90)
Irrecoverable Land advance write off	57.01	-
Interest received	(174.47)	(227.90)
Finance costs	1,553.81	1,938.20
Dividend Income	-	(8.83)
<b>Operating profit before working capital changes</b>	<b>2,449.09</b>	<b>1,433.99</b>
<b>Change in operating assets and liabilities</b>		
(Increase)/ decrease in Non current financial assets	-	-
(Increase)/ decrease in Current financial assets	20.88	(6.68)
(Increase)/ decrease in Non current - Other financial assets	(17.68)	(37.09)
(Increase)/ decrease in Current - Other financial assets	-	-
(Increase)/ decrease in inventories	2,590.64	675.27
(Increase)/ decrease in trade receivables	(527.91)	1,218.92
(Increase)/ decrease in Other Non Current assets	3.84	810.70
(Increase)/ decrease in Other Current assets	492.36	(616.18)
Increase/ (decrease) in provisions and other liabilities	2,033.64	(386.84)
Increase/ (decrease) in trade payables	(853.36)	588.05
<b>Cash generated from operations</b>	<b>6,191.50</b>	<b>3,680.14</b>
Less : Income taxes paid (net of refunds)	121.70	(16.74)
<b>Net cash from operating activities (A)</b>	<b>6,313.20</b>	<b>3,663.40</b>
<b>Cash Flows from Investing activities</b>		
Purchase of Property, Plant and Equipment (including movements in CWIP, Capital expenditure, including capital advances)	(232.53)	(1,426.12)
Sale proceeds of Property, Plant and Equipment	353.89	2,411.08
Irrecoverable Land advance write off	-	-
(Purchase)/ disposal proceeds of Investments	-	-
(Investments in)/ Maturity of fixed deposits with banks	(86.69)	392.05
Loans to subsidiaries (net)	-	-
Interest income	184.59	240.67
Dividend Income	-	8.83
<b>Net cash used in investing activities (B)</b>	<b>219.26</b>	<b>1,626.51</b>
<b>Cash Flows from Financing activities</b>		
Changes in reserves	(459.83)	(2,078.12)
Proceeds from/ (repayment of) long term borrowings	(2,300.42)	(884.23)
Proceeds from/ (repayment of) short term borrowings	(1,558.63)	(394.93)
Finance costs	(1,614.16)	(1,907.30)
Unpaid Dividend	(0.80)	(1.63)
Dividend transferred to Investor Education & Protection Fund	(7.24)	-
Interim Dividend paid (Including dividend distribution tax)	-	(96.60)
Payment of lease liabilities	(32.08)	(31.60)
<b>Net cash from/ (used in) financing activities (C)</b>	<b>(5,973.16)</b>	<b>(5,394.41)</b>
<b>Net decrease in cash and cash equivalents (A+B+C)</b>	<b>559.30</b>	<b>(104.50)</b>
<b>Cash and cash equivalents at the beginning of the financial year</b>	<b>448.40</b>	<b>552.90</b>
<b>Cash and cash equivalents at end of the year</b>	<b>1,007.70</b>	<b>448.40</b>
<b>Notes:</b>		
1. The above cash flow statement has been prepared under indirect method prescribed in		
2. Components of cash and cash equivalents		
Balances with banks		
In current accounts	990.38	435.43
Cash on hand	17.32	12.97
<b>Total Cash and Cash equivalents</b>	<b>1,007.70</b>	<b>448.40</b>



*V. S. Jagan*

## Elgi Rubber Company Limited

Regd. Office: 2000, Trichy Road, Coimbatore - 641 005, Tamil Nadu  
Telephone No.: 0422-4321000 Fax No.: 0422-2322222 E-mail Id: info@in.elgirubber.com Website: www.elgirubber.com  
CIN: L25119TZ2006PLC013144

### Statement of Standalone audited financial results for the quarter and year ended March 31, 2021

(Rupees in lakhs, except per share data)

Sl No	Particulars	Quarter ended			Year ended	
		March 31, 2021 (audited)	December 31, 2020 (unaudited)	March 31, 2020 (audited)	March 31, 2021 (audited)	March 31, 2020 (audited)
	<b>Income from Operations</b>					
1	Revenue from operations	4,275.32	4,273.24	4,564.38	15,104.78	18,587.37
2	Other Income (Net)	491.29	394.37	505.45	1,841.71	1,788.28
3	<b>Total Revenue (1+2)</b>	<b>4,766.61</b>	<b>4,667.61</b>	<b>5,069.83</b>	<b>16,946.49</b>	<b>20,375.65</b>
4	<b>Expenses</b>					
	Cost of materials consumed	3,034.43	2,234.37	2,423.82	8,080.24	9,378.18
	Purchase of stock-in-trade	100.93	55.83	573.26	380.02	2,214.24
	Changes in Inventories of Finished Goods, Stock-in-Trade & Work-in-progress	(159.86)	(191.16)	(99.21)	245.49	(355.50)
	Employee benefits expense	424.42	500.95	528.48	2,001.04	2,346.65
	Finance costs	255.03	203.07	296.86	911.38	1,095.32
	Depreciation and amortization expense	224.71	173.91	221.48	709.78	765.37
	Other expenses	1,111.60	1,078.21	1,369.69	3,548.35	5,098.43
	<b>Total Expenses</b>	<b>4,991.26</b>	<b>4,055.18</b>	<b>5,314.38</b>	<b>15,876.30</b>	<b>20,542.69</b>
5	<b>Profit/ (loss) before exceptional items and tax (3-4)</b>	<b>(224.65)</b>	<b>612.43</b>	<b>(244.55)</b>	<b>1,070.19</b>	<b>(167.04)</b>
6	Exceptional items	(57.06)	113.57	701.60	117.79	780.95
7	<b>Profit before tax (5+6)</b>	<b>(281.71)</b>	<b>726.00</b>	<b>457.05</b>	<b>1,187.98</b>	<b>613.91</b>
8	<b>Tax expense</b>					
	Current tax	(134.16)	35.00	-	27.00	-
	Deferred tax	27.84	(28.44)	163.84	46.92	(9.75)
	Income Tax related to earlier year	115.21	-	27.30	110.37	44.06
	<b>Total Tax Expenses</b>	<b>8.89</b>	<b>6.56</b>	<b>191.14</b>	<b>184.29</b>	<b>34.31</b>
9	<b>Profit/ (loss) after tax for the period from continuing operations (7-8)</b>	<b>(290.60)</b>	<b>719.44</b>	<b>265.91</b>	<b>1,003.69</b>	<b>579.60</b>
10	<b>Profit / (Loss) from discontinued operations</b>	-	-	-	-	-
11	Tax expense of discontinued operations	-	-	-	-	-
12	<b>Profit / (Loss) from discontinued operations (after tax) (10-11)</b>	-	-	-	-	-
13	<b>Profit for the period (9+12)</b>	<b>(290.60)</b>	<b>719.44</b>	<b>265.91</b>	<b>1,003.69</b>	<b>579.60</b>
14	<b>Other comprehensive income, net of income tax</b>					
	a) (i) items that will not be reclassified to profit or loss	(23.71)	9.78	67.01	5.64	68.66
	(ii) income tax relating to items that will not be reclassified to profit or loss	5.97	(2.47)	(16.97)	(1.42)	(17.28)
	b) (i) items that will be reclassified to profit or loss	-	-	-	-	-
	(ii) income tax relating to items that will be reclassified to profit or loss	-	-	-	-	-
	<b>Total other comprehensive income, net of income tax</b>	<b>(17.74)</b>	<b>7.31</b>	<b>50.04</b>	<b>4.22</b>	<b>51.38</b>
15	<b>Total Comprehensive Income for the period [Comprising Profit / (Loss) for the period (after tax) and Other Comprehensive Income (after tax)] [13+14]</b>	<b>(308.34)</b>	<b>726.75</b>	<b>315.95</b>	<b>1,007.91</b>	<b>630.98</b>



(Rupees in lakhs, except per share data)

Sl No	Particulars	Quarter ended			Year ended	
		March 31, 2021 (audited)	December 31, 2020 (unaudited)	March 31, 2020 (audited)	March 31, 2021 (audited)	March 31, 2020 (audited)
16	Paid-up equity share capital	500.50	500.50	500.50	500.50	500.50
	Face value per share (Rs.)	1.00	1.00	1.00	1.00	1.00
17	Earning per share (Rs.) (not annualised) (for continuing operations)					
	- Basic	(0.58)	1.44	0.53	2.01	1.16
	- Diluted	(0.58)	1.44	0.53	2.01	1.16
18	Earning per share (Rs.) (not annualised) (for discontinuing operations)					
	- Basic	-	-	-	-	-
	- Diluted	-	-	-	-	-
19	Earning per share (Rs.) (not annualised) (for continuing and discontinuing operations)					
	- Basic	(0.58)	1.44	0.53	2.01	1.16
	- Diluted	(0.58)	1.44	0.53	2.01	1.16

**Notes:**

- In accordance with Regulation 33 of the SEBI (Listing Obligations and Disclosure Requirements) Regulations, 2015, the above standalone financial results have been reviewed by the Audit Committee and approved by the Board of Directors at their meeting held on June 10, 2021 and the same has been audited by the statutory auditors of the Company who have expressed an unmodified audit opinion on thereon.
- These statements have been prepared in accordance with the Companies (Indian Accounting Standards) Rules, 2015 (Ind AS) prescribed under section 133 of the Companies Act, 2013 and other recognised accounting practices and policies to the extent applicable.
- During the year under review, the operations of the company are normalizing wherever the COVID-19 restrictions have been eased and hence, the results of the current financial year are not comparable with the corresponding results of previous financial year.
- Figures for the quarter ended March 31, 2021 and the corresponding quarter ended in the previous year as reported in these financial results are the balancing figures between audited figures in respect of the full financial year and the published year to date figures upto the end of the third quarter of the relevant financial year.
- Exceptional items represent profit on sale of land including capital advance written off.
- The company is engaged primarily in only one segment of providing solutions to the Rubber industry. Hence there are no reportable segments as per Ind AS 108 "Operating Segments".
- The Board has not recommended any dividend for the financial year 2020-21.
- The previous period figures have been regrouped / reclassified wherever necessary.



(Rupees in lakhs)

Particulars	As at	As at
	March 31, 2021 (audited)	March 31, 2020 (audited)
<b>Assets</b>		
<b>Non-current assets</b>		
Property, Plant and equipment	7,384.08	6,737.13
Capital work-in-progress	62.28	1,094.59
Right-of-use assets	43.13	75.24
Intangible Assets	20.39	55.36
Financial assets		
i. Investments	5,895.49	4,997.90
ii. Loans	10,252.91	9,854.83
iii. Other financial assets	164.46	165.02
Deferred tax asset (Net)	1,014.27	1,062.61
Other non-current assets	499.87	1,236.47
<b>Total non-current assets</b>	<b>25,336.88</b>	<b>25,279.15</b>
<b>Current assets</b>		
Inventories	4,950.46	6,180.18
Financial assets		
i. Trade receivables	4,480.72	4,588.34
ii. Cash and cash equivalents	48.46	78.04
iii. Bank balances other than (ii) above	2,142.00	2,056.03
iv. Loans	20.29	28.71
v. Other financial assets	3.35	3.35
Other current assets	1,799.71	1,788.30
<b>Total current assets</b>	<b>13,444.99</b>	<b>14,722.95</b>
<b>Total assets</b>	<b>38,781.87</b>	<b>40,002.10</b>
<b>Equity and Liabilities</b>		
<b>Equity</b>		
Equity share capital	500.50	500.50
Other equity	26,938.50	25,930.58
<b>Total equity</b>	<b>27,439.00</b>	<b>26,431.08</b>
<b>Non current liabilities</b>		
Financial liabilities		
i. Borrowings	4,001.15	4,701.09
ii. Lease liability	21.58	49.68
Provisions	-	-
<b>Total Non-current liabilities</b>	<b>4,022.73</b>	<b>4,750.77</b>
<b>Current liabilities</b>		
Financial liabilities		
i. Borrowings	3,933.19	5,668.88
ii. Trade payables		
(a) total outstanding dues of micro enterprises and small enterprises	19.21	24.44
(b) total outstanding dues of creditors other than micro enterprises and small enterprises.	503.23	1,228.24
Other current liabilities	2,792.22	1,873.30
Provisions	72.29	25.39
<b>Total current liabilities</b>	<b>7,320.14</b>	<b>8,820.25</b>
<b>Total liabilities</b>	<b>11,342.87</b>	<b>13,571.02</b>
<b>Total equity and liabilities</b>	<b>38,781.87</b>	<b>40,002.10</b>

V. S. Jagan




(Rupees in lakhs)

Particulars	Period ended	Period ended
	March 31, 2021 (audited)	March 31, 2020 (audited)
<b>Cash Flow from Operating activities</b>		
Profit before income tax	1,187.99	613.91
Adjustments for		
Depreciation and amortisation expense	709.78	765.37
(Profit)/ Loss on sale of fixed asset	(174.80)	(106.46)
Provision for doubtful debts and advances	2.42	94.96
Provision for doubtful debts and advances written back	(1.92)	(2.56)
Fair Value changes of investments considered to profit and loss	(897.58)	443.89
Net Unrealised Exchange translation differences	273.58	(194.36)
Irrecoverable advance written off	57.01	-
Interest received	(743.23)	(649.17)
Finance costs	911.38	1,095.32
Dividend Income	(37.03)	(49.31)
<b>Operating profit before working capital changes</b>	<b>1,287.60</b>	<b>2,011.59</b>
<b>Change in operating assets and liabilities</b>		
(Increase)/ decrease in Current financial assets	8.42	(0.41)
(Increase)/ decrease in Non current - Other financial assets	0.56	7.25
(Increase)/ decrease in inventories	1,229.72	97.85
(Increase)/ decrease in trade receivables	(26.30)	2,361.67
(Increase)/ decrease in Other Non Current assets	3.84	2.56
(Increase)/ decrease in Other Current assets	(76.92)	(284.40)
Increase/ (decrease) in provisions and other liabilities	1,043.95	259.61
Increase/ (decrease) in trade payables	(707.13)	(123.07)
<b>Cash generated from operations</b>	<b>2,763.74</b>	<b>4,332.65</b>
Less : Income taxes paid (net of refunds)	90.96	12.35
<b>Net cash from operating activities (A)</b>	<b>2,854.70</b>	<b>4,345.00</b>
<b>Cash Flows from Investing activities</b>		
Purchase of Property, Plant and Equipment (including movements in CWIP and capital advances)	209.11	(641.42)
Sale proceeds of Property, Plant and Equipment	217.21	700.84
(Investments in)/ Maturity of fixed deposits with banks	(85.96)	374.03
Loans to subsidiaries (net)	-	(3,874.27)
Interest income	185.95	1,636.47
Dividend Income	37.03	49.31
<b>Net cash used in investing activities (B)</b>	<b>563.34</b>	<b>(1,755.04)</b>
<b>Cash Flows from Financing activities</b>		
Proceeds from/ (repayment of) long term borrowings	(699.96)	(373.91)
Proceeds from/ (repayment of) short term borrowings	(1,735.69)	(1,060.30)
Finance costs	(971.85)	(1,057.14)
Dividend paid (Including dividend distribution tax)	(0.79)	2.43
Dividend transferred to Investor Education & Protection Fund	(7.25)	(4.04)
Interim Dividend paid (Including dividend distribution tax)	-	(96.54)
Movement of lease liabilities	(32.08)	(31.60)
<b>Net cash from/ (used in) financing activities (C)</b>	<b>(3,447.62)</b>	<b>(2,621.10)</b>
<b>Net decrease in cash and cash equivalents (A+B+C)</b>	<b>(29.58)</b>	<b>(31.14)</b>
<b>Cash and cash equivalents at the beginning of the financial year</b>	<b>78.04</b>	<b>109.18</b>
<b>Cash and cash equivalents at end of the year</b>	<b>48.46</b>	<b>78.04</b>
<b>Notes:</b>		
1. The above cash flow statement has been prepared under indirect method prescribed in		
2. Components of cash and cash equivalents		
Balances with banks		
in current accounts	34.31	68.73
Cash on hand	14.15	9.31
<b>Total Cash and Cash equivalents</b>	<b>48.46</b>	<b>78.04</b>

For Elgi Rubber Company Limited

*Sudarsan Varadaraj*  
Sudarsan Varadaraj  
DIN : 00133533

Chairman &amp; Managing Director



Place: Coimbatore  
Date : June 10, 2021