

10th October, 2025

To,

The Manager (Listing), The BSE Ltd. Mumbai	The Manager (Listing), National Stock Exchange of India Ltd. Mumbai
Company's Scrip Code: 505700	Company's Scrip Code: ELECON

Sub. : Outcome of Board Meeting held on Friday, 10th October, 2025

Ref. : Regulations 30 and 33 of SEBI (Listing Obligations and Disclosure Requirements) Regulations, 2015

Dear Sir/Madam,

In terms of the subject referred Regulations, this is to inform you that the Board of Directors of the Company at its meeting held today i.e. on 10th October, 2025, *inter alia*, approved:

1. the Unaudited Financial Results (Standalone & Consolidated) alongwith Limited Review Reports of the Company for the quarter and half year ended on 30th September, 2025.
2. declaration of an Interim Dividend for FY 2025-26 of Re. 0.50/- (i.e. 50%) per Equity Share of Re. 1/- each.
3. the record date for determining the entitlement of the shareholders for the interim dividend shall be Thursday, 16th October, 2025 pursuant to the Regulation 42 of the SEBI (Listing Obligations and Disclosure Requirements) Regulations, 2015.
4. the interim dividend will be paid/dispatched to all the shareholders of the Company on or after Monday, 3rd November, 2025.

We enclose herewith following:-

- a. Unaudited Financial Results (Standalone & Consolidated) alongwith Limited Review Reports of the Statutory Auditors thereon and;
- b. Press Release giving highlights on the performance of the Company.



Cranes



Rubber Industry



Marine Industry



Plastic Industry



Power Industry



Steel Industry



Sugar Industry



Mining



Cement Industry

Gearing industries. Gearing economies.



The meeting commenced at 11:30 a.m. and concluded at 12:45 p.m.

You are requested to take the same on your records.

Thanking you.

Yours faithfully,
For Elecon Engineering Company Limited,



Bharti Isarani
Company Secretary & Compliance Officer

Encl.: As above



Cranes



Rubber Industry



Marine Industry



Plastic Industry



Power Industry



Steel Industry



Sugar Industry



Mining



Cement Industry

Gearing industries. Gearing economies.

ELECON ENGINEERING COMPANY LIMITED
STATEMENT OF UNAUDITED STANDALONE FINANCIAL RESULTS FOR THE QUARTER AND SIX MONTHS ENDED 30TH SEPTEMBER, 2025

(INR in Lakhs)

Sr. No.	Particulars	Quarter Ended			Six Month Ended		Year ended
		30 Sep 2025	30 Jun 2025	30 Sep 2024	30 Sep 2025	30 Sep 2024	31 March 2025
		(Unaudited)	(Unaudited)	(Unaudited)	(Unaudited)	(Unaudited)	(Audited)
1	Revenue from operations	49,618	41,008	41,864	90,626	71,206	1,87,112
2	Other income	1,831	2,488	1,051	4,319	2,361	5,287
3	Total Income (1+2)	51,449	43,496	42,915	94,945	73,567	1,92,399
4	Expenses						
	(a) Cost of materials consumed	23,955	16,873	21,584	40,828	35,353	80,402
	(b) Change in inventories of finished goods and work-in-progress	1,233	(1,704)	(604)	(471)	(2,290)	25
	(c) Manufacturing expenses and erection charges	4,066	4,213	3,726	8,279	7,165	15,537
	(d) Employee benefit expenses	3,470	3,598	2,581	7,068	5,233	12,954
	(e) Finance costs	535	562	137	1,097	281	903
	(f) Depreciation and amortisation expenses	2,208	2,150	1,059	4,358	2,092	5,058
	(g) Other expenses	5,607	5,814	5,501	11,421	9,415	22,775
	Total Expenses	41,074	31,506	33,984	72,580	57,249	1,46,804
5	Profit/ (loss) before exceptional items and tax (3-4)	10,375	11,990	8,931	22,365	16,318	45,595
6	Exceptional Items Gain/(Loss)- (Refer Note 5)	-	14,942	-	14,942	-	-
7	Profit / (Loss) before tax (5+6)	10,375	26,932	8,931	37,307	16,318	45,595
8	Tax expenses						
	Current tax	2,282	3,101	2,218	5,383	4,120	11,822
	Deferred tax	204	(61)	3	143	(22)	(230)
9	Net Profit / (Loss) for the period after tax (7-8)	7,889	23,892	6,710	31,781	12,220	34,003
10	Other comprehensive Income / (expenses) (net of tax)						
	Items that will not be reclassified to profit or loss	(8,268)	6,967	(126)	(1,301)	(171)	(81)
	Income tax related to items that will not be reclassified to profit or loss	1,197	(994)	33	203	43	20
11	Total comprehensive Income / (expenses) for the period (9+10)	818	29,865	6,617	30,683	12,092	33,942
12	Paid-up equity share capital (Face value per equity share INR 1/-)	2,244	2,244	2,244	2,244	2,244	2,244
13	Other equity						1,63,083
14	Earnings per share (of INR 1/- each) (not annualised) (INR in ₹)						
	(a) Basic	3.52	10.65	2.99	14.16	5.45	15.15
	(b) Diluted	3.52	10.65	2.99	14.16	5.45	15.15

Notes:

- The above unaudited standalone financial results for the quarter and six months ended on 30th September, 2025 were reviewed and recommended by the Audit Committee and approved by the Board of Directors at their respective meetings held on 10th October, 2025. The statutory auditors have expressed an unmodified conclusion on these standalone financial results. The review report has been filed with the stock exchanges and is available on the Company's website.
- As per Ind AS 108 - 'Operating Segments', the Company has reported segment information under two segments i.e. 1) Transmission Equipment and 2) Material Handling Equipment.
- Revenue from Operations and Other Income includes income for INR 2,529 lakhs and INR 975 lakhs respectively on account of settlement of arbitration claims against customers of MHE division during the quarter ended 30th June, 2025.
- The Board of Directors declared an interim dividend of INR 0.50/- per equity share of INR 1/- each. The record date for the payment is 16th October, 2025.
- Eimco Elecon (India) Ltd. has ceased to be an Associate effective 23rd April, 2025 and hence has been reclassified as financial asset which will be fair valued at each reporting date in accordance with Ind AS 109. Accordingly, unrealised mark to market gain of INR 14,942 lakhs (net of tax) till the date of termination has been credited to Statement of Profit and Loss and considered as an exceptional item. Unrealised gain of INR 5,988 lakhs (net of tax) from the date of termination till the quarter ended 30th June, 2025 and Unrealised loss of INR 6,970 lakhs (net of tax) for the quarter ended 30th September, 2025 has been included in Other Comprehensive Income in accordance with one time irrevocable option available under Ind AS.
- Previous period figures have been regrouped / reclassified wherever necessary.



Cranes



Rubber Industry



Marine Industry



Plastic Industry



Power Industry



Steel Industry



Sugar Industry



Mining



Cement Industry

Gearing industries. Gearing economies.

UNAUDITED STANDALONE SEGMENT WISE REVENUE, RESULTS, ASSETS AND LIABILITIES FOR THE QUARTER AND SIX MONTHS ENDED 30TH SEPTEMBER, 2025

Particulars	(INR in Lakhs)					
	Quarter Ended			Six Month Ended		Year ended
	30 Sep 2025 (Unaudited)	30 Jun 2025 (Unaudited)	30 Sep 2024 (Unaudited)	30 Sep 2025 (Unaudited)	30 Sep 2024 (Unaudited)	31 March 2025 (Audited)
1. SEGMENT REVENUE						
(a) Transmission Equipment	35,912	27,676	31,930	63,588	55,692	1,41,066
(b) Material Handling Equipment	14,602	13,833	10,671	28,435	16,496	48,956
Total	50,514	41,509	42,601	92,023	72,188	1,90,022
Less: Elimination of Inter division revenue	(896)	(501)	(737)	(1,397)	(982)	(2,910)
Net Sales / Income from Operations	49,618	41,008	41,864	90,626	71,206	1,87,112
2. SEGMENT RESULTS PROFIT (+)/LOSS(-) BEFORE TAX AND INTEREST						
(a) Transmission Equipment	7,406	5,678	6,970	13,084	13,009	35,471
(b) Material Handling Equipment (Refer Note 3)	3,998	6,341	2,712	10,339	4,180	14,307
Total	11,404	12,019	9,682	23,423	17,189	49,778
Less: Elimination of Inter division profit	(471)	(209)	(256)	(680)	(357)	(1,321)
Net segment profit/(loss) before tax and interest	10,933	11,810	9,426	22,743	16,832	48,457
Less:						
i) Finance Cost	535	562	137	1,097	281	993
ii) Other unallocated corporate overheads	1,317	1,659	1,235	2,976	2,315	5,914
iii) Unallocable income	(1,295)	(2,401)	(877)	(3,695)	(2,082)	(4,045)
iv) Exceptional items (Gain)/Loss - (Refer Note 5)	0	(14,942)	-	(14,942)	-	-
Total Profit / (Loss) before Tax	10,375	26,932	8,931	37,307	16,318	45,595
3. SEGMENT ASSETS						
(a) Transmission Equipment	1,35,526	1,33,708	1,26,582	1,35,526	1,26,582	1,25,057
(b) Material Handling Equipment	25,360	25,996	18,488	25,360	18,488	29,623
(c) Unallocated	97,884	1,01,990	48,545	97,884	48,545	74,993
Total	2,58,770	2,61,694	1,93,615	2,58,770	1,93,615	2,29,673
4. SEGMENT LIABILITIES						
(a) Transmission Equipment	47,646	49,447	34,346	47,646	34,346	41,686
(b) Material Handling Equipment	11,601	10,194	10,330	11,601	10,330	16,683
(c) Unallocated	6,879	10,227	4,340	6,879	4,340	5,977
Total	66,126	69,868	49,016	66,126	49,016	64,346
5. NET CAPITAL EMPLOYED	1,92,644	1,91,826	1,44,599	1,92,644	1,44,599	1,65,327



For and on behalf of Board of Directors.




Prayasvin B. Patil
Chairman & Managing Director
DIN : 00037394

Place : Vallabh Vidyanagar
Date : 10th October, 2025

ELECON ENGINEERING COMPANY LIMITED		
UNAUDITED STANDALONE STATEMENT OF ASSETS AND LIABILITIES		
Particulars	(INR in Lakhs)	
	As at 30 Sep 2025 (Unaudited)	As at 31 March 2025 (Audited)
ASSETS		
I. Non-current assets		
(a) Property, plant and equipment	56,262	55,352
(b) Capital work-in-progress	2,566	659
(c) Investment properties	2,496	2,501
(d) Right of Use Assets	25,597	18,013
(e) Other Intangible assets	244	291
(f) Financial assets		
(i) Investments	29,236	12,909
(ii) Other financial assets	442	2
(g) Income tax assets (net)	1,355	1,253
(h) Other non-current assets	2,785	1,873
	1,20,983	92,853
II. Current assets		
(a) Inventories	17,913	16,558
(b) Financial assets		
(i) Investments	50,780	41,455
(ii) Trade receivables	47,073	57,508
(iii) Cash and cash equivalents	4,950	9,312
(iv) Bank balance other than (iii) above	4,932	7,101
(v) Others financial assets	4,030	1,418
(c) Other current assets	8,109	3,468
	1,37,787	1,36,820
Total Assets	2,58,770	2,29,673
EQUITY AND LIABILITIES		
Equity		
(a) Equity share capital	2,244	2,244
(b) Other equity	1,90,400	1,63,083
	1,92,644	1,65,327
LIABILITIES		
I. Non-current liabilities		
(a) Financial liabilities		
(i) Borrowings	-	-
(ii) Lease Liabilities	19,028	12,424
(b) Provisions	214	274
(c) Other Non -Current liabilities	389	2,144
(d) Deferred tax liabilities (net)	4,727	2,290
	24,358	17,132
II. Current liabilities		
(a) Financial liabilities		
(i) Borrowings	-	331
(ii) Lease liabilities	3,843	2,314
(iii) Trade payables		
(A) Total outstanding dues of micro enterprises and small enterprises	6,900	5,573
(B) Total outstanding dues of creditors other than micro enterprises and small enterprises	8,908	17,536
(iv) Other financial liabilities	4,822	4,859
(b) Other current liabilities	14,095	13,751
(c) Provisions	2,292	2,304
(d) Current tax liabilities (net)	908	546
	41,768	47,214
Total Liabilities	66,126	64,346
Total Equity and Liabilities	2,58,770	2,29,673



For and on behalf of Board of Directors



Place : Vallabh Vidyanagar
Date : 10th October, 2025

Prayasvin B. Patel
Chairman & Managing Director
DIN : 00037394

ELECON ENGINEERING COMPANY LIMITED
STANDALONE STATEMENT OF CASH FLOW FOR THE SIX MONTHS ENDED 30TH SEPTEMBER, 2025

(INR in Lakhs)

Particulars	Six Months Ended 30 Sep 2025 (Unaudited)	Six Months Ended 30 Sep 2025 (Unaudited)	Year ended 31 March 2025 (Audited)
Cash flow from operating activities			
Profit before tax	37,307	16,318	45,595
Adjustments for:			
Depreciation and amortisation expense	4,358	2,092	5,058
Finance costs	1,097	281	993
(Gain)/Loss on fair valuation of investment	(742)	(564)	(1,003)
(Gain)/Loss on sale of/discarded property plant and equipment (net)	(30)	(37)	(81)
Interest income	(2,569)	(1,170)	(2,483)
Dividend income	(48)	(55)	(63)
(Gain)/Loss on sale of investments	(118)	(27)	(104)
Allowances for Expected Credit Loss (including Bad debts and advances written off)	70	(70)	974
Unrealised exchange (gain) / loss	(155)	(42)	(88)
Provision for other contractual liabilities, warranty and others	(129)	(38)	25
Increase/(reversal) of provision for onerous contract	-	-	-
Provision for Slow and non moving inventory	59	38	(3)
Liabilities written-back	(3)	-	(133)
Exceptional Income (Refer Note 5 of result page)	(14,942)	-	-
Insurance claim receivable on property, plant and equipment	(338)	-	-
Rent received	(218)	(181)	(385)
	23,599	16,545	48,302
Working Capital Adjustments:			
(Increase)/Decrease in trade receivables	10,581	49	(17,332)
(Increase)/Decrease in inventories	(1,414)	(3,939)	(1,142)
(Increase)/Decrease in financial assets	57	1,070	(52)
(Increase)/Decrease in other current and non-current assets	(4,537)	(800)	(2,301)
(Decrease)/Increase in trade payables	(7,329)	2,750	7,843
(Decrease)/Increase in provisions, current and non-current liabilities	(1,508)	(281)	4,250
(Decrease)/Increase in other financial liabilities	(37)	244	353
Cash generated from operations	19,412	15,638	39,921
Taxes paid (Net of Refund)	(5,123)	(4,309)	(12,006)
Net cash (used in)/generated from operating activities (A)	14,289	11,329	27,915
Cash flow from investing activities			
Payments for purchase of property, plant and equipment	(5,830)	(3,917)	(6,503)
Proceeds from sale of property, plant and equipment	375	73	197
Payments for Purchase of investments	(39,160)	(16,376)	(58,251)
(Increase)/Decrease in Bank Balances other than Cash & Cash Equivalents	(593)	1,549	6,805
Proceeds from sale of Investments	30,654	6,660	39,179
Rent received	218	181	385
Interest received	2,222	1,250	2,232
Dividend received	48	55	63
Net cash (used in)/generated from investing activities (B)	(12,066)	(10,525)	(15,893)
Cash flow from financing activities			
Repayments of non-current borrowings	-	-	-
(Repayment)/Proceeds of current borrowings (Net)	(331)	-	331
Repayment against other financial arrangements	-	-	-
Finance cost paid	(158)	(281)	(993)
Dividend paid	(3,366)	(2,244)	(3,366)
Payment of lease liabilities	(2,730)	(264)	(1,452)
Net cash (used in)/generated from financing activities (C)	(6,585)	(2,789)	(5,480)



ELECON ENGINEERING COMPANY LIMITED
STANDALONE STATEMENT OF CASH FLOW FOR THE SIX MONTHS ENDED 30TH SEPTEMBER, 2025


(INR in Lakhs)

Particulars	Six Months Ended 30 Sep 2025	Six Months Ended 30 Sep 2025	Year ended 31 March 2025
Net Increase/(Decrease) in cash and cash equivalents (A+B+C)	(4,362)	(1,985)	6,542
Cash and cash equivalents at beginning of the year	9,312	2,770	2,770
Cash and cash equivalents at the end of the year	4,950	785	9,312
Components of cash & cash equivalents :			
Cash on hand	-	0	-
Balances with banks			
-In current accounts	437	785	681
-Remittance in Transit	0	0	11
-Deposits with bank (with maturity up to 3 months)	4,513	0	8,620
	4,950	785	9,312

Notes:

1. Cash and cash equivalents includes positive balances in Cash credit accounts with banks and forms an integral part of the Company's cash management.
2. The above Statement of Cash Flow has been prepared under the "Indirect Method" as set out in Indian Accounting Standard (Ind AS 7) - *Statement of Cash Flows*
3. In accordance with para 22 of Ind AS 7 - *Statement of Cash Flows*, cash flows from current borrowings have been reported on net basis since these being working capital facilities, the maturities are short.
4. During the year non cash transaction from investing and financing activities with respect to acquisition of Right to Use Assets with corresponding adjustment to Lease liabilities INR 9,875 lakhs (March 31, 2025: INR 16,022 lakhs)
5. Figures in brackets indicates cash outflow.

For and on behalf of Board of Directors,

 Place : Vallabh Vidyanagar
 Date : 10th October, 2025

 Prayasvin B. Patel
 Chairman & Managing Director
 DIN : 00037394

CNK & Associates LLP

Chartered Accountants

Independent Auditor's Review Report on Unaudited Quarterly and Year to Date Standalone Financial Results of Elecon Engineering Company Limited pursuant to the Regulation 33 of the SEBI (Listing Obligations and Disclosure Requirements) Regulations, 2015, as amended.

To
The Board of Directors of
Elecon Engineering Company Limited

1. We have reviewed the accompanying Statement of Unaudited Standalone Financial Results of Elecon Engineering Company Limited ("the Company") for the quarter ended 30th September, 2025 and year to date result for the period 1st April, 2025 to 30th September, 2025, ("The Statement"), attached herewith, being submitted by the Company pursuant to the requirement of Regulation 33 of the SEBI (Listing Obligations and Disclosure Requirements) Regulations, 2015, as amended ("Listing Regulations");
2. This Statement, which is the responsibility of the Company's Management and approved by the Board of Directors, has been prepared in accordance with the recognition and measurement principles laid down in Indian Accounting Standard 34 "Interim Financial Reporting" ("Ind AS 34"), prescribed under Section 133 of the Companies Act, 2013, and other accounting principles generally accepted in India and in compliance with Regulation 33 of the Securities and Exchange Board of India (Listing Obligations and Disclosure Requirements) Regulations, 2015 as amended. Our responsibility is to express a conclusion on the Statement based on our review;
3. We conducted our review of the Statement in accordance with the Standard on Review Engagements (SRE) 2410 "Review of Interim Financial Information Performed by the Independent Auditor of the Entity", issued by the Institute of Chartered Accountants of India. This standard requires that we plan and perform the review to obtain moderate assurance as to whether the statement is free of material misstatement. A review of interim financial information consists of making inquiries, primarily of persons responsible for financial and accounting matters, and applying analytical and other review procedures. A review is substantially less in scope than an audit conducted in accordance with Standards on Auditing and consequently does not enable us to obtain assurance that we would become aware of all significant matters that might be identified in an audit. Accordingly, we do not express an audit opinion;
4. Based on our review conducted as above, nothing has come to our attention that causes us to believe that the accompanying Statement of Unaudited Standalone Financial Results prepared in accordance with applicable Indian Accounting Standards, prescribed under section 133 of the Companies Act, 2013 read with relevant rules issued thereunder and other recognized accounting practices generally accepted in India, has not disclosed the information required to be disclosed in terms of the Listing Regulations, including the manner in which, it is to be disclosed, or that it contains any material misstatement.

For CNK & Associates LLP
Chartered Accountants
Firm Registration No.: 101961 W/W - 100036



Himanshu Kishnadwala
Partner
Membership No. 037391
UDIN: 25037391BMLGBV9936
Place: Mumbai
Date: 10th October, 2025



Mistry Bhavan, 3rd Floor, Dinshaw Vachha Road, Churchgate, Mumbai 400 020. Tel: +91 22 6623 0600

501-502, Narain Chambers, M.G. Road, Vile Parle (E), Mumbai 400 057. Tel: +91 22 6250 7600

Website: www.cnkindia.com

MUMBAI | CHENNAI | VADODARA | AHMEDABAD | GIFT CITY | BENGALURU | DELHI | PUNE | DUBAI | ABU DHABI

ELECON ENGINEERING COMPANY LIMITED
UNAUDITED STATEMENT OF CONSOLIDATED FINANCIAL RESULTS FOR THE QUARTER AND SIX MONTHS ENDED ON 30TH SEPTEMBER, 2025

(Amounts in INR Lakhs)

Sr. No.	Particulars	Quarter ended			Six months ended		Year ended
		30 Sep 2025 (Unaudited)	30 June 2025 (Unaudited)	30 Sep 2024 (Unaudited)	30 Sep 2025 (Unaudited)	30 Sep 2024 (Unaudited)	31 March 2025 (Audited)
1	Revenue from operations	57,813	49,057	50,814	1,06,870	90,050	2,22,696
2	Other income	1,832	2,643	1,139	4,475	2,582	6,005
3	Total Income (1+2)	59,645	51,700	51,953	1,11,345	92,632	2,28,701
4	Expenses						
	(a) Cost of materials consumed	28,052	20,602	24,378	48,654	41,225	1,01,587
	(b) Changes in inventories of finished goods and work-in-progress	574	(1,612)	(332)	(1,038)	(1,020)	1,285
	(c) Manufacturing expenses and erection charges	4,241	4,301	3,804	8,542	7,336	15,863
	(d) Employee benefit expenses	5,770	5,930	4,634	11,700	9,338	20,856
	(e) Finance costs	569	615	219	1,184	448	1,304
	(f) Depreciation and amortisation expenses	2,528	2,454	1,313	4,982	2,596	6,076
	(g) Other expenses	6,612	6,806	7,100	13,418	12,703	28,846
	Total Expenses	48,346	39,096	41,116	87,442	72,626	1,75,817
5	Profit / (Loss) before share in profit of associate, exceptional item and tax (3-4)	11,299	12,604	10,837	23,903	20,006	52,884
6	Share in profit of associate (net of tax)	-	61	217	61	463	813
7	Profit / (Loss) before exceptional item and tax (5+6)	11,299	12,665	11,054	23,964	20,469	53,697
8	Exceptional items - gain/(loss) (refer note 6)	-	8,047	-	8,047	-	-
9	Profit / (Loss) before tax (7+8)	11,299	20,712	11,054	32,011	20,469	53,697
10	Tax expenses						
	Current tax	2,323	3,229	2,280	5,552	4,384	12,417
	Deferred tax	204	(61)	2	143	(23)	(230)
11	Net Profit / (Loss) for the period after tax (9-10)	8,772	17,544	8,772	26,316	16,108	41,510
12	Non-controlling interest	-	-	-	-	-	-
13	Net Profit / (Loss) after tax and non controlling interest (11-12)	8,772	17,544	8,772	26,316	16,108	41,510
14	Other comprehensive income/(expenses) (net of tax)						
	A (i) Items that will not be reclassified to profit or loss	(8,302)	6,934	(48)	(1,368)	(8)	172
	(ii) Income tax related to items that will not be reclassified to profit or loss	1,197	(994)	33	203	43	22
	B (i) Items that will be reclassified to profit or loss	1,186	1,570	1,283	2,756	1,139	1,127
15	Total comprehensive income/(expense) for the period (13+14)	2,853	25,054	10,040	27,907	17,282	42,831
16	Paid-up equity share capital (Face value per equity share INR 1/-)	2,244	2,244	2,244	2,244	2,244	2,244
17	Other equity						1,97,625
18	Earnings per share (of INR 1/- each) (not annualised) (INR in ₹)						
	(a) Basic	3.91	7.82	3.91	11.73	7.18	18.50
	(b) Diluted	3.91	7.82	3.91	11.73	7.18	18.50

Notes:

- The above unaudited consolidated financial results for the quarter and six months ended on 30th September, 2025 were reviewed and recommended by the Audit Committee and approved by the Board of Directors at their respective meetings held on 10th October, 2025. The statutory auditors have expressed an unmodified conclusion on these consolidated financial results. The review report has been filed with the stock exchanges and is available on the Holding Company's website.
- As per Ind AS 108 - 'Operating Segments', the Group has reported segment information under two segments i.e. 1) Transmission Equipment and 2) Material Handling Equipment.
- Revenue from Operations and Other Income includes income for INR 2,529 lakhs and INR 975 lakhs respectively on account of settlement of arbitration claims against customers of MHE division during the quarter.
- The above consolidated financial results include the results of the Holding Company as well as its subsidiaries (including step-down subsidiaries) and Associate(s).
- The Board of Directors of the Holding Company declared an interim dividend of INR 0.50/- per equity share of INR 1/- each. The record date for the payment is 16th October, 2025.
- Eimco Elecon (India) Ltd. has ceased to be an Associate effective 23rd April, 2025 and hence has been reclassified as financial asset which will be fair valued at each reporting date in accordance with Ind AS 109. Accordingly, unrealised mark to market gain of INR 8,047 lakhs (net of tax) till the date of termination has been credited to Statement of Profit & Loss and considered as an exceptional item. Unrealised gain of INR 5,988 lakhs (net of tax) from the date of termination till the quarter ended 30th June, 2025 and Unrealised loss of INR 6,970 lakhs (net of tax) for the quarter ended 30th September, 2025 has been included in Other Comprehensive Income in accordance with one time irrevocable option available under Ind AS.
- Previous period figures have been regrouped / reclassified wherever necessary.



Cranes



Rubber Industry



Marine Industry



Plastic Industry



Power Industry



Steel Industry



Sugar Industry



Mining



Cement Industry

Gearing industries. Gearing economies.

UNAUDITED CONSOLIDATED SEGMENT WISE REVENUE, RESULTS, ASSETS AND LIABILITIES FOR THE QUARTER AND SIX MONTHS ENDED ON 30TH SEPTEMBER, 2025

(Amounts in INR Lakhs)

Particulars	Quarter ended			Six months ended		Year ended
	30 Sep 2025	30 June 2025	30 Sep 2024	30 Sep 2025	30 Sep 2024	31 March 2025
	(Unaudited)	(Unaudited)	(Unaudited)	(Unaudited)	(Unaudited)	(Audited)
1. SEGMENT REVENUE						
(a) Transmission Equipment	44,108	35,725	40,512	79,833	74,168	1,76,258
(b) Material Handling Equipment	14,602	13,833	11,039	28,435	16,864	49,349
Total	58,710	49,558	51,551	1,08,268	91,032	2,25,606
Less: Elimination of Inter division sales	(897)	(501)	(737)	(1,398)	(982)	(2,910)
Net Sales / Income from Operations	57,813	49,057	50,814	1,06,870	90,050	2,22,696
2. SEGMENT RESULTS (PROFIT)(+)/LOSS(-) BEFORE TAX AND INTEREST FROM EACH SEGMENT						
(a) Transmission Equipment	8,485	6,500	8,697	14,985	15,981	42,978
(b) Material Handling Equipment (refer note 3)	3,998	6,341	2,871	10,339	4,439	14,489
Total	12,483	12,841	11,568	25,324	20,420	57,467
Less: Elimination of Inter division profit	(471)	(209)	(256)	(680)	(357)	(1,321)
Net segment profit/(loss) before tax and interest	12,012	12,632	11,312	24,644	20,063	56,146
Less:						
i) Finance costs	569	615	219	1,184	448	1,304
ii) Other unallocated corporate overheads	1,538	1,913	1,343	3,451	935	6,685
iii) Unallocable income	(1,394)	(2,561)	(1,304)	(3,955)	(1,789)	(5,540)
iv) Exceptional items - (gain)/loss (refer note 6)	-	(8,047)	-	(8,047)	-	-
Total Profit / (Loss) before tax	11,299	20,712	11,054	32,011	20,469	53,697
3. SEGMENT ASSETS						
(a) Transmission Equipment	1,69,554	1,66,848	1,52,716	1,69,554	1,52,716	1,56,850
(b) Material Handling Equipment	25,360	25,996	17,851	25,360	17,851	29,623
(c) Unallocated	1,04,726	1,07,718	64,180	1,04,726	64,180	86,473
Total	2,99,640	3,00,562	2,34,747	2,99,640	2,34,747	2,72,946
4. SEGMENT LIABILITIES						
(a) Transmission Equipment	56,675	58,312	44,582	56,675	44,582	50,228
(b) Material Handling Equipment	11,601	10,194	10,330	11,601	10,330	16,683
(c) Unallocated	6,955	10,499	4,394	6,955	4,394	6,166
Total	75,231	79,005	59,306	75,231	59,306	73,077
5. NET CAPITAL EMPLOYED	2,24,409	2,21,557	1,75,441	2,24,409	1,75,441	1,99,869



For and on behalf of Board of Directors

Prayasvin B. Patel

Chairman & Managing Director

DIN : 00037394

 Place : Vallabh Vidyanagar
 Date : 10th October, 2025

ELECON ENGINEERING COMPANY LIMITED
CONSOLIDATED STATEMENT OF ASSETS AND LIABILITIES AS AT 30TH SEPTEMBER, 2025

(Amounts in INR Lakhs)

Particulars	As at 30 Sep 2025 (Unaudited)	As at 31 March 2025 (Audited)
ASSETS		
I. Non-current assets		
(a) Property, plant and equipment	56,541	55,479
(b) Capital work-in-progress	2,595	670
(c) Investment property	2,496	2,501
(d) Right of Use Assets	28,290	20,875
(e) Goodwill	10,177	10,177
(f) Other intangible assets	2,873	2,360
(g) Investments accounted for using the equity method	-	7,051
(h) Financial assets		
(i) Investments	17,616	1,074
(ii) Other financial assets	601	7
(i) Income tax assets (net)	1,355	1,253
(j) Other non-current assets	2,785	1,873
	1,25,329	1,03,320
II. Current assets		
(a) Inventories	27,219	24,296
(b) Financial assets		
(i) Investments	50,780	41,455
(ii) Trade receivables	51,107	61,387
(iii) Cash and cash equivalents	11,911	15,885
(iv) Bank balances other than (iii) above	19,215	19,959
(v) Other financial assets	4,095	1,429
(c) Other current assets	9,982	5,216
	1,74,309	1,69,627
Total Assets	2,99,638	2,72,947
EQUITY AND LIABILITIES		
Equity		
(a) Equity share capital	2,244	2,244
(b) Other equity	2,22,165	1,97,625
	2,24,409	1,99,869
LIABILITIES		
I. Non-current liabilities		
(a) Financial liabilities		
(i) Borrowings	-	-
(ii) Lease liabilities	21,032	14,654
(b) Non-current provisions	214	274
(c) Other Non-current liabilities	389	2,144
(d) Deferred tax liabilities (net)	4,733	2,294
	26,368	19,366
II. Current liabilities		
(a) Financial liabilities		
(i) Borrowings	-	331
(ii) Lease liabilities	4,752	3,138
(iii) Trade payables		
(A) Total outstanding dues of micro and small enterprises	6,900	5,573
(B) Total outstanding dues of creditors other than micro and small enterprises	14,145	22,441
(iv) Other financial liabilities	4,822	4,859
(b) Other current liabilities	14,927	14,292
(c) Current provisions	2,340	2,347
(d) Current tax liabilities (net)	975	731
	48,861	53,712
Total Liabilities	75,229	73,078
Total Equity and Liabilities	2,99,638	2,72,947



For and on behalf of Board of Directors



Prayasvin B. Patel
 Chairman & Managing Director
 DIN : 00037394

Place : Vallabh Vidyanagar
 Date : 10th October, 2025

ELECON ENGINEERING COMPANY LIMITED
CONSOLIDATED STATEMENT OF CASH FLOWS FOR SIX MONTHS ENDED 30TH SEPTEMBER, 2025

(Amounts in INR Lakhs)

Particulars	Six months ended 30 Sep 2025 (Unaudited)	Six months ended 30 Sep 2024 (Unaudited)	Year ended 31 March 2025 (Audited)
Cash flow from operating activities			
Profit before tax	32,011	20,469	53,697
Adjustments for:			
Share of profit of associates	(61)	(463)	(813)
Depreciation and amortisation expense	4,982	2,596	6,076
Finance costs	1,184	448	1,304
(Gain)/loss on sale of investment	(118)	(27)	(104)
(Gain)/loss on fair valuation of investment	(742)	(563)	(1,002)
(Gain)/loss on sale of/discarded property, plant and equipment (net)	(30)	(36)	(81)
Interest income	(2,876)	(1,581)	(2,814)
Dividend income	(48)	(7)	(15)
Allowances for Expected Credit Loss (including Bad debts and advanced written off)	71	(70)	981
Insurance claim receivable on property, plant and equipments	(338)	-	-
Exceptional income (refer note 6 of result page)	(8,047)	-	-
Unrealised exchange (gain)/loss	2,176	717	689
Provision for other contractual liabilities, warranty and others	(215)	(35)	942
Liabilities written back	(11)	-	(178)
Rent Income	(227)	(189)	(393)
Provision for Slow and non moving inventory	50	(183)	(217)
	27,761	21,076	58,072
Working Capital Adjustments			
(Increase)/Decrease in trade receivables	10,180	(65)	(17,617)
(Increase)/Decrease in inventories	(2,973)	(3,501)	(1,105)
(Increase)/Decrease in financial assets	4	(750)	9,510
(Increase)/Decrease in other current and non-current assets	(4,687)	(1,356)	(2,882)
(Decrease)/Increase in trade payables	(7,034)	1,692	9,291
(Decrease)/Increase in provisions, current and non-current liabilities	(1,284)	170	289
(Decrease)/Increase in other financial liabilities	(37)	243	353
Cash generated from operations	21,930	17,509	55,911
Taxes paid (Net of Refund)	(5,410)	(4,789)	(12,681)
Net cash (used in)/generated from operating activities (A)	16,520	12,720	43,230
Cash flow from investing activities			
Payments for purchase of property, plant and equipment	(6,227)	(3,975)	(6,600)
Proceeds from sale of property, plant and equipment	375	73	198
Payments for purchase of investments	(39,160)	(16,350)	(58,251)
(Increase)/Decrease in Bank balances other than cash and cash equivalents	(2,173)	1,612	(9,634)
Proceeds from sale of Investments	30,715	6,660	39,179
Interest received	2,529	1,204	3,071
Dividend received	48	7	15
Dividend received from associate	-	48	52
Rent received	227	189	393
Net cash (used in)/generated from investing activities (B)	(13,666)	(10,532)	(31,577)



ELECON ENGINEERING COMPANY LIMITED

CONSOLIDATED STATEMENT OF CASH FLOWS FOR SIX MONTHS ENDED 30TH SEPTEMBER, 2025

(Amounts in INR Lakhs)


Particulars	Six months ended 30 Sep 2025 (Unaudited)	Six months ended 30 Sep 2024 (Unaudited)	Year ended 31 March 2025 (Audited)
Cash flow from financing activities			
Proceeds from non-current borrowings	(331)	-	331
Finance cost paid	(185)	(318)	(515)
Dividend paid	(3,366)	(2,244)	(3,366)
Payment of lease liabilities	(2,946)	(831)	(3,187)
Net cash (used in)/generated from financing activities (C)	(6,828)	(3,393)	(6,737)
Net Increase/(Decrease) in cash and cash equivalents (A+B+C)	(3,974)	(1,205)	4,916
Cash and cash equivalents at the beginning of the year	15,885	10,969	10,969
Cash and cash equivalents at the end of the period	11,911	9,764	15,885
Components of cash and cash equivalents :-			
Balances with banks			
-In current accounts	7,171	9,764	7,038
-Remittance in Transit	-	-	11
Deposits with bank (with maturity up to 3 months)	4,740	-	8,836
	11,911	9,764	15,885

Notes:

- Cash and cash equivalents includes positive balances in cash credit accounts with banks and form an integral part of the Group's cash management.
- The above Statement of Cash Flow has been prepared under the "Indirect Method" as set out in Indian Accounting Standard (Ind AS 7) - Statement of Cash Flows.
- In accordance with para 22 of Ind AS 7 - Statement of Cash Flows, cash flows from current borrowings have been reported on net basis since these being working capital facilities, the maturities are short.
- During the year non cash transaction from investing and financing activities with respect to acquisition of Right to Use Assets with corresponding adjustment to Lease liabilities INR 9,940 lakhs (March 31, 2025: INR 17,017 lakhs)
- Figures in brackets indicates cash outflow.
- Previous period figures have been regrouped / reclassified wherever necessary.



For and on behalf of the Board of Directors


Prayasvin Patel

Chairman & Managing Director

DIN : 00037394

 Place : Vallabh Vidyanagar
 Date : 10th October, 2025

CNK & Associates LLP

Chartered Accountants

Independent Auditor's Review Report on Unaudited Quarterly and Year to Date Consolidated Financial Results of Elecon Engineering Company Limited pursuant to the Regulation 33 of the SEBI (Listing Obligations and Disclosure Requirements) Regulations, 2015 as amended.

To
The Board of Directors of
Elecon Engineering Company Limited

1. We have reviewed the accompanying Statement of Unaudited Consolidated Financial Results of **Elecon Engineering Company Limited** (hereinafter referred to as the 'the Holding Company') and its subsidiaries (the Holding Company and its subsidiaries together referred to as "the Group"), its share of the net profit after tax and total comprehensive income of its associate for the quarter ended 30th September, 2025 and year to date result for the period 1st April, 2025 to 30th September, 2025 ("The Statement"), attached herewith, being submitted by the Holding Company pursuant to the requirement of Regulation 33 of the SEBI (Listing Obligations and Disclosure Requirements) Regulations, 2015, as amended ("Listing Regulations");
2. This Statement, which is the responsibility of the Holding Company's Management and approved by the Holding Company's Board of Directors, has been prepared in accordance with the recognition and measurement principles laid down in the Indian Accounting Standard 34, ("Ind AS 34") "Interim Financial Reporting" prescribed under Section 133 of the Companies Act, 2013 as amended, read with relevant rules issued thereunder and other accounting principles generally accepted in India. Our responsibility is to express a conclusion on the Statement based on our review;
3. We conducted our review of the Statement in accordance with the Standard on Review Engagements (SRE) 2410 "Review of Interim Financial Information Performed by the Independent Auditor of the Entity", issued by the Institute of Chartered Accountants of India. This standard requires that we plan and perform the review to obtain moderate assurance as to whether the statement is free of material misstatement. A review of interim financial information consists of making inquiries, primarily of persons responsible for financial and accounting matters, and applying analytical and other review procedures. A review is substantially less in scope than an audit conducted in accordance with Standards on Auditing and consequently does not enable us to obtain assurance that we would become aware of all significant matters that might be identified in an audit. Accordingly, we do not express an audit opinion;

We also performed procedures in accordance with the circular issued by the Securities and Exchange Board of India under Regulation 33 (8) of the Securities and Exchange Board of India (Listing Obligations and Disclosure Requirements) Regulations, 2015 as amended, to the extent applicable;

4. The Statement includes the results of the entities as mentioned in the **Annexure** enclosed herewith.
5. Based on our review conducted and procedures performed stated in paragraph 3 above, and based on the consideration of review reports of Subsidiaries' auditors referred to in paragraph 6 below, nothing has come to our attention that causes us to believe that the accompanying Statement, prepared in accordance with recognition and measurement principles laid down in the aforesaid Indian Accounting Standards (Ind AS) specified under Section 133 of the Companies Act, 2013 as amended, read with relevant rules issued thereunder and other accounting principles generally accepted in India, has not disclosed the information required to be disclosed in terms of the Regulation 33 of the SEBI (Listing Obligations and Disclosure Requirements)



Mistry Bhavan, 3rd Floor, Dinshaw Vachha Road, Churchgate, Mumbai 400 020. Tel: +91 22 6623 0600

501-502, Narain Chambers, M.G. Road, Vile Parle (E), Mumbai 400 057. Tel: +91 22 6250 7600

Website: www.cnkindia.com

MUMBAI | CHENNAI | VADODARA | AHMEDABAD | GIFT CITY | BENGALURU | DELHI | PUNE | DUBAI | ABU DHABI

Regulations, 2015, as amended, including the manner in which it is to be disclosed, or that it contains any material misstatement.

6. Other Matters

- a) The Statement includes the Group's share of net profit upto 23rd April 2025 of INR 61 Lakhs, total comprehensive income upto 23rd April 2025 of INR 61 Lakhs, as considered in the Statement, in respect of an Associate, whose financial results have not been reviewed by us. These financial results have been reviewed by other auditors whose report has been furnished to us by the management and our conclusion on the Statement, in so far as it relates to the amounts and disclosures included in respect of this Associate, is based solely on the report of the other auditors and the procedures performed by us as stated in paragraph 3 above;
- b) The Statement includes the financial information of one subsidiary which has not been reviewed by us, whose financial results reflect total assets (before consolidated adjustment) of INR 15,422 lakhs as on 30th September, 2025, total revenue (before consolidated adjustments) of INR 1,516 lakhs and INR 3,219 lakhs, total net profit after tax (before consolidated adjustment) of INR 397 lakhs and INR 742 lakhs, total other comprehensive income (before consolidated adjustment) of INR 397 lakhs and INR 742 lakhs for the quarter ended 30th September, 2025 and for the period from 1st April, 2025 to 30th September, 2025, respectively, and cash inflows (net) (before consolidated adjustments) of INR 911 lakhs for the period from 1st April, 2025 to 30th September, 2025, as considered in the Unaudited Consolidated Financial Results. These financial results have been reviewed by other auditors whose report has been furnished to us by the management and our conclusion on the Statement, in so far as it relates to the amounts and disclosures included in respect of this Subsidiary, is based solely on the report of the other auditors and the procedures performed by us as stated in paragraph 3 above;

This Subsidiary is located outside India whose financial information have been prepared in accordance with accounting principles generally accepted in the respective country and which have been reviewed by other auditors under generally accepted auditing standards applicable in their respective country. The Holding Company's management has converted the financial information of this subsidiary from accounting principles generally accepted in their respective country to accounting principles generally accepted in India. Our opinion in so far as it relates to the balances and affairs of these subsidiary is based on the reports of other auditors and the conversion adjustments prepared by the management of the Holding Company;

- c) The Statement includes the financial information of Eleven subsidiaries (including its wholly owned step-down subsidiaries) which has not been reviewed by us, whose financial results reflect total assets (before consolidated adjustments) of INR 39,754 lakhs as on 30th September, 2025, total revenue (before consolidated adjustments) of INR 9,306 lakhs and INR 17,539 lakhs, total net profit after tax (before consolidated adjustments) of INR 667 lakhs and INR 1,105 lakhs, total other comprehensive income (before consolidated adjustments) of INR 865 lakhs and INR 1,285 lakhs for the quarter ended 30th September, 2025, and for the period from 1st April, 2025 to 30th September, 2025 respectively, and cash outflows (net) (before consolidated adjustments) of INR 522 lakhs for the period from 1st April, 2025 to 30th September, 2025, as considered in the Unaudited Consolidated Financial Results. These financial results have been furnished to us as certified by the management and our conclusion on the Statement, in so far as it relates to the amounts and disclosures included in respect of these Subsidiaries, are based solely on these management certified results;



These Subsidiaries are located outside India whose financial information have been prepared in accordance with accounting principles generally accepted in the respective countries and which have been certified by the management of the respective subsidiaries. The Holding Company's management has converted the financial information of these subsidiaries from accounting principles generally accepted in their respective countries to accounting principles generally accepted in India. Our opinion in so far as it relates to the balances and affairs of these subsidiaries is based on the said financial information prepared by the management of the Holding Company;

- d) The statement also includes the Group's share of net profit after tax of INR Nil and total other comprehensive income of INR Nil for the quarter ended 30th September, 2025 and for the period from 1st April, 2025 to 30th September, 2025, respectively as considered in the consolidated unaudited financial results in respect of three associates based on their financial information which have not been reviewed. According to the information and explanation given to us by Holding Company's management these interim financial information are not material to the group.

Our conclusion on the Statement is not modified in respect of the above matters with respect to our reliance on the work done and the reports of the other auditors in Para a) and b) and the unaudited financial information certified by the Management as referred to in Para c) and d) above;

For C N K & Associates LLP

Chartered Accountants

Firm Registration Number: 101961W / W-100036

Himanshu Kishnadwala

Partner

Membership No. 037391

UDIN: 25037391BMLGBW4104

Place: Mumbai

Date: 10th October, 2025



Annexure 1

Details of entities included in Consolidated unaudited financial results of the Elecon Engineering Company Limited for the quarter and half year ended 30th September, 2025

Sr.	Name of the Entity	Relationship
1.	Radicon Transmission UK Limited (including its following wholly owned step-down subsidiaries) a) Benzlers Systems AB b) AB Benzlers c) Radicon Drive Systems Inc. d) Benzler Transmission A.S. e) Benzler TBA B.V. f) Benzler Antriebstechnik GmBH g) OY Benzler AB h) Benzlers Italia s.r.l	Wholly Owned Subsidiary
2.	Elecon Singapore Pte. Limited	Wholly Owned Subsidiary
3.	Elecon Middle East FZCO (including its following wholly owned step-down subsidiary) Elecon Radicon Africa (Pty) Ltd	Wholly Owned Subsidiary
4.	Eimco (Elecon) India Limited **	Associate
5.	Elecon Engineering (Suzhou) Co. Limited *	Associate
6.	Elecon Africa Pty. Limited *	Associate
7.	Elecon Australia Pty. Limited *	Associate

*These Companies are in the process of obtaining approval from Reserve Bank of India for their liquidation.

** The company was classified as an Associate until 23rd April, 2025 and ceased to be an Associate thereafter.



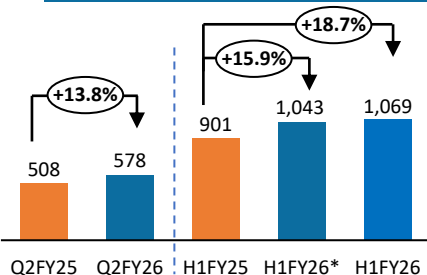
ELECON ENGINEERING COMPANY LIMITED

Q2 & H1 FY26 Financial & Operational Performance Highlights

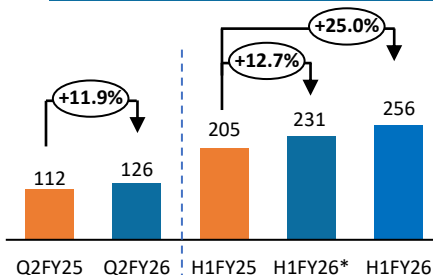
Vallabh Vidyanagar, Gujarat, 10th October 2025 – Elecon Engineering Company Limited, one of the largest Industrial Gear solution providers in Asia along with Material Handling Equipment, announced its Unaudited Financial Result for the quarter and half year ended 30th September 2025.

Consolidated Financial Highlights – Q2 & H1 FY26

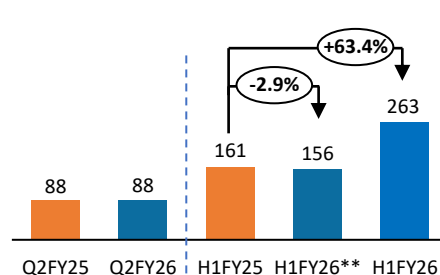
Revenue * (Rs Crs.)



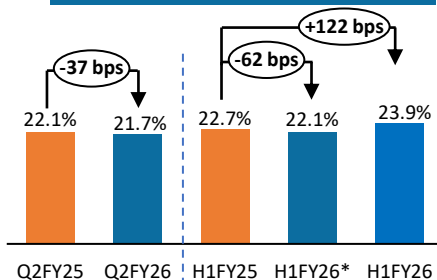
EBITDA * (Rs Crs.)



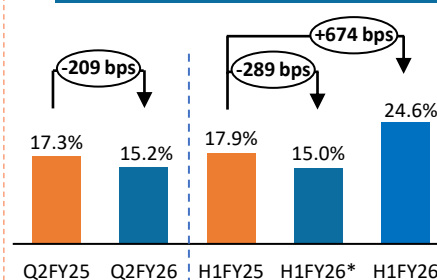
PAT ** (Rs Crs.)



EBITDA Margin* (%)

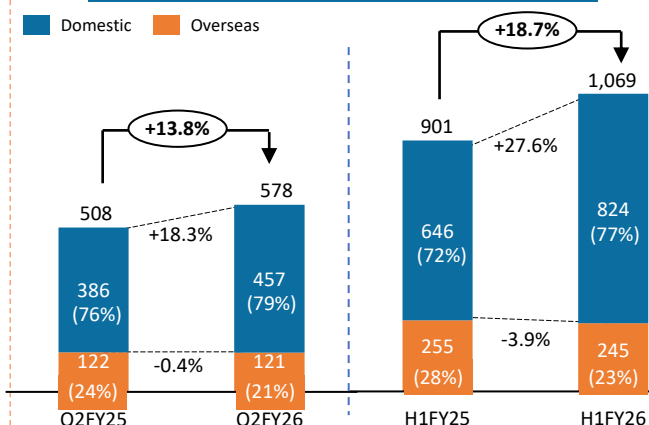


PAT Margin** (%)

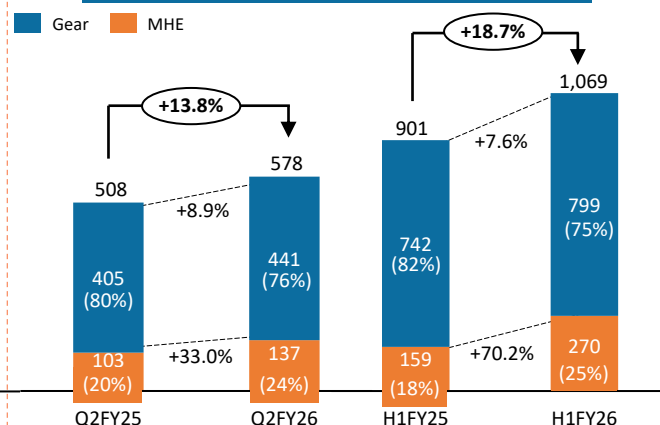


Consolidated Operational Highlights – Q2 & H1 FY26

Geography Wise (Rs Crs., %)



Segment Wise (Rs Crs., %)



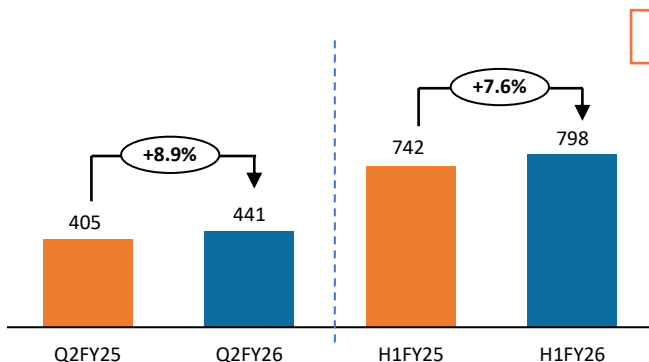
* Adjusted Consolidated Revenue and EBITDA for H1FY26 excluding Rs 25 crores of one-time income from arbitration income in MHE division.

** Adjusted PAT for H1FY26 excluding the above Rs 19 crores (net of tax) as well as further Rs 7 crores (net of tax) of arbitration income booked under Other Income and Rs 80 crores (net of tax) of unrealised mark-to-market gain on reclassification of investment booked as Exceptional Income below PBT.

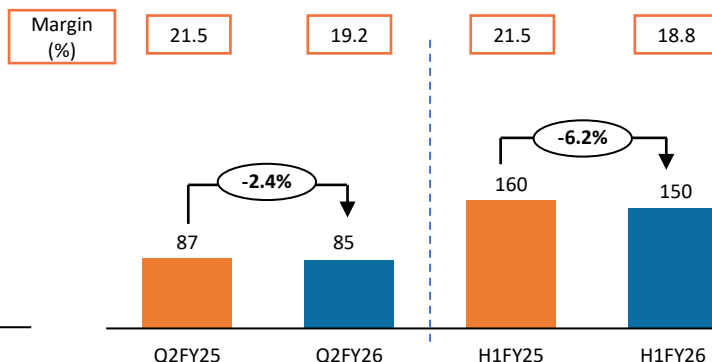
On track to reach Rs. 2,650 crores Revenue for FY26...

Gear Division

Revenue (Rs. Crs)



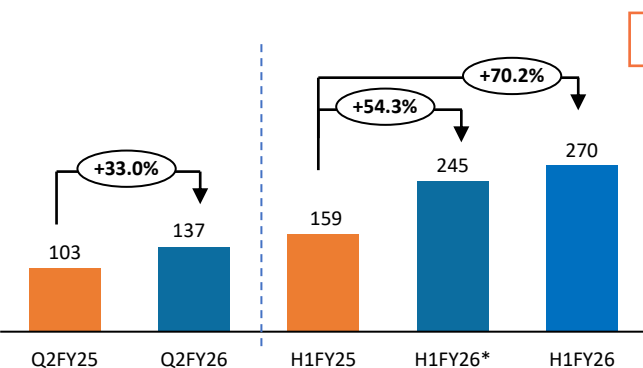
EBIT (Rs. Crs)



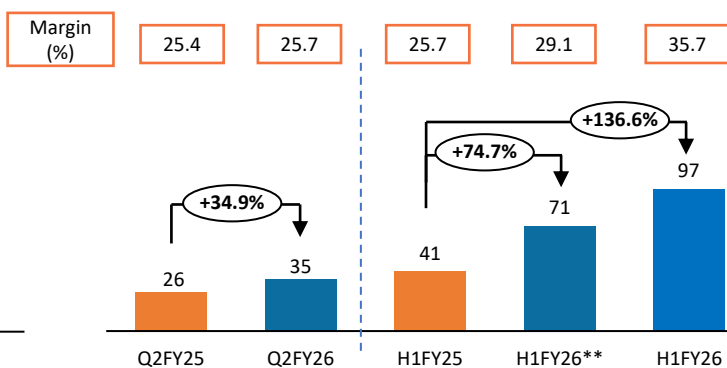
- Revenue for Q2FY26 stood at **Rs. 441 Crs.** compared to Rs. 405 Crs. in Q2FY25, **growth of 9% Y-o-Y.** We are seeing steady demand coming from domestic power, steel and cement industries. Enquiry levels remain encouraging across domestic and international markets. Based on healthy Open Orders and inquiries, we anticipate to achieve the overall guidance for FY26.
- EBIT for Q2FY26 stood at **Rs 85 Crs.** compared to Rs 87 Crs. in Q2FY25. EBIT Margin for the quarter stood at **19.2%.**
- EBIT Margin was impacted by increased employee cost and change in product mix, as well as accelerated depreciation on recent asset capitalized.

MHE Division

Revenue (Rs. Crs)



EBIT (Rs. Crs)



- Revenue for the quarter stood at **Rs 137 Crs.** compared to Rs 103 Crs. in the corresponding quarter last year, a **growth of 33.0% Y-o-Y.**
- EBIT for Q2FY26 stood at **Rs 35 Crs.** registering a **growth of 34.9% YoY.** The EBIT margin stood at **25.7%** as against 25.4% in Q2FY25.
- The Company is consistently securing new orders in the domestic market and making inroads into international markets. We are also capitalizing on growing opportunities in the after-market business. Our continued focus on MHE segment will support overall growth in coming years.

* Adjusted Revenue for H1FY26 = Total Revenue less Arbitration Settlement Income of Rs 25 crores pertaining to one-time arbitration settlement.

** Adjusted EBIT for H1FY26 = Reported EBIT less Arbitration Settlement Profit of Rs 25 crores pertaining to one-time arbitration settlement.

Q2FY26 Highlights

- **Interim Dividend:** Declared an interim dividend of **Re 0.50/- each** (i.e., 50%) per equity share of Face Value Re. 1/- each

Commenting on the results, **Shri Prayasvin B. Patel, Chairman & Managing Director of Elecon Engineering Company Ltd.** Said,

“For Q2FY26, Elecon reported **Consolidated Revenue** of ₹ 578 crores, reflecting a growth of **13.8%** on a Y-o-Y basis. **EBITDA** for the quarter stood at ₹ 126 crores, with an **EBITDA margin at 21.7%**, while **Profit after Tax (PAT)** was ₹ 88 crores, resulting in **PAT margins at 15.2%**. The **Order-in-take** for the quarter was ₹ 688 crores with a growth of **28% YoY**. Our current order book, along with Order-in-take outlook across both domestic and overseas markets, reinforces our confidence in meeting the full-year guidance.

Elecon continues to be a leader in the Indian market for both Industrial Gear Solutions and Material Handling Equipment and is able to harness the growth momentum in India. We continue to focus on overseas business across different geographies. Our competitive edge is driven by advanced manufacturing capabilities which has been upgraded with latest machines in past 3 years, a comprehensive portfolio of high-quality products, and the ability to deliver custom-engineered solutions with optimized lead times, ensuring consistent and quality products for our diversified customers.

During Q2FY26, our Material Handling Equipment (MHE) division sustained its strong growth trajectory, delivering **33.0% YoY** growth in revenue along with uptick in margins. As we pivot towards product supply and expand our aftermarket services, we expect this segment to maintain steady momentum in the years ahead. Our Gear division also demonstrated a resilient performance, registering **8.9% YoY** revenue growth and EBIT margin stood at 19.2%.

We are seeing healthy demand in both, domestic and overseas markets. In India, we are witnessing sustained investment activity in our key sectors — steel, power, and cement — which is expected to drive growth. The overseas business too remains on a solid footing, with consistent traction and encouraging enquiry levels across various geographies.

We are steadily advancing towards our strategic objective of generating 50% of our consolidated revenue from international markets by FY30. Strengthening relationships with global OEMs and sustained brand-building initiatives continue to reinforce our confidence in achieving this milestone.

Our growth strategy is underpinned by strategic alliances with international partners, Continued investments in R&D and innovation, and a focused push to scale our high-growth MHE division. These initiatives collectively position Elecon to outperform industry trends, expand our domestic and global presence, and most importantly, deliver sustainable, profitable growth.”

About Elecon Engineering Company Limited:

Elecon Engineering Company Limited (ELECON) was established in 1951 and is one of the largest manufacturers of Industrial Gears and Material Handling Equipment with seven decades of experience and expertise in Asia. The company has been able to establish its position as one of Asia's largest and India's largest Industrial Gear Manufacturing Company, having manufacturing facility spread over 3,35,000 Square Meter. The company has a strong global presence serving 95+ countries through a network of distributors, dealers and customer representatives. The product solutions include designing, manufacturing, supply, erection and commissioning of the products and are majorly used in Cement, Sugar, Defense, Steel, Mining and Power sector along with other sectors

Safe Harbor

This document may contain forward-looking statements about Elecon Engineering Company Limited and its Subsidiaries, which are based on the beliefs, opinions, and expectations of the company's management as on the date of this Investor release and the companies do not assume any obligation to update their forward-looking statements if those beliefs, opinions, expectations, or other circumstances should change. These statements are not the guarantees of future performance and involve risks and uncertainties that are difficult to predict. Consequently, readers should not place any undue reliance on such forward-looking statements.

For more information, please contact

**ELECON ENGINEERING COMPANY LIMITED**

CIN: L29100GJ1960PLC001082

Narasimhan Raghunathan – CFO – narasimhanr@elecon.com

Ashish Jain – Manager, Finance & Investor Relations – arjain@elecon.com

For updates and specific queries, please visit www.elecon.com