



Ecoline Exim Limited

Regd. & Admin. Office : 8, G. C. Ghosh Road, Kolkata - 700 048, W.B.
Tel : +91 033 25224417 / 25224418 Fax : +91 33 25224416
Email : info@ecoline.net.in Website : www.ecoline.net.in
PAN No.: AACCE0158N • GSTIN : 19AACCE0158N1ZF
CIN : U51900WB2008PLC127429

Date: 16th May, 2026

To,
The Manager,
National Stock Exchange of India Ltd.
Exchange Plaza, 5th Floor,
Plot No. C/1, G Block, Bandra - Kurla Complex,
Bandra (E), Mumbai - 400 051, Maharashtra, India

NSE Symbol: ECOLINE

ISIN: INE0VBS01016

Subject: Investor Presentation – FY 2025-2026

Dear Sir/Madam,

Pursuant to Regulation 30 of the Securities and Exchange Board of India (Listing Obligations and Disclosure Requirements) Regulations, 2015, please find enclosed herewith the Investor Presentation, which is also uploaded on our website.

The same can be accessed through the link below : www.ecoline.net.in

Kindly take the aforesaid information on record.

For Ecoline Exim Limited

Sonum Jain

Company Secretary and Compliance Officer

Membership no. – A54135





BADU UNIT

Investor Presentation - 2025-26

ECOLINE EXIM LIMITED

REDEFINING PACKAGING RESPONSIBLY

2025-26

₹286.88 Cr

FY 25-26 Revenue

27 → 35+

Export Countries

4 → 5

Factories

18+ Yrs

Experience

NSE Emerge Listed · GOTS · GRS · OEKO-TEX · Fairtrade · ISO 9001 & 14001

Company Overview



ECOLINE EXIM: YOUR SUSTAINABLE PACKAGING PARTNER FOR GLOBAL RETAIL

Manufacturer of sustainable, eco-friendly cotton & jute bags – promoting sustainability & providing alternatives to single-use plastics.

18+

YEARS INDUSTRY EXPERIENCE

35+

EXPORT COUNTRIES

4.5%

GLOBAL COTTON BAG SHARE

2,15,000

BAGS PRODUCED DAILY

95 Crs

CURRENT ORDER BOOK*

3,17,500

SQ FT MANUFACTURING AREA

* Export Order Book as on 30th April, 2026

Global Presence & Expansion

27
Countries
(FY 2024-25)



35+
Countries
(FY 2025-26)

8 NEW COUNTRIES ADDED IN FY 2025-26

100% Export Revenue · Sustainable Packaging Partner to Global Retail

NEW MARKETS ENTERED – LATIN AMERICA EXPANSION · FY 2025-26



PERU

★ New Market



ARGENTINA

★ New Market



BRAZIL

★ New Market



CHILE

★ New Market



URUGUAY

★ New Market

LATAM EXPANSION – STRATEGIC GROWTH

Ecoline Exim has significantly expanded its global footprint in FY 2025-26 by entering five high-potential Latin American markets – Peru, Argentina, Brazil, Chile & Uruguay as discussed in our last Investors Call.

This takes our total export presence from 27 to 35+ countries, reinforcing our position as one of India's leading exporters of sustainable cotton & jute bags.

Europe

Netherlands · Germany · Spain · France · UK · Italy · Portugal

Americas

USA · Mexico · Peru · Argentina · Brazil · Chile · Uruguay

Asia-Pacific

Japan · South Korea · UAE · South Africa

ECOLINE 2.0 – NEW PRODUCT INITIATIVES



Polyester Backpacks

Domestic Tie-Up: Jobwork arrangement with a domestic supplier.

FY 2025-26 Supply: Supplied 36,000 bags to domestic partner in FY 2025-26.

FY 2026-27 Supply – Already Supplied 31,000 bags in the current FY

Current Order Book: Confirmed orders of 60,000 bags in hand.

OEM from Q2: From Q2 FY 2026-27 onwards, planning to supply under OEM method to domestic supplier.

Export Plans: Planning to start exporting Polyester Backpacks from next FY (FY 2026-27).



Cotton Towels

Export Achievement: Successfully exported more than 2,50,000 pcs of Cotton Towels in FY 2025-26.

Current Order Book: Confirmed export orders of 4,75,000 pcs currently in hand.

Product Range: Lightweight cotton, dyed or printed – catering to global demand for eco-friendly textiles.

Strategic Fit: Leverages existing fabric expertise & Ahmedabad weaving unit; expands product range for existing global clients.

Infrastructure & Integration as a Differentiator

FACTORY	LOCATION	AREA	DESCRIPTION	STATUS
Factory I	Barasat Unit, Kolkata	68,502 sq. ft.	Eastern hub · Jute supply chain proximity ·	Existing
Factory II	Badu Unit 1, Kolkata	1,11,015 sq. ft.	Eastern hub - Core production hub	Existing
Factory III	Ahmedabad Unit	37,982 sq. ft.	Western hub · Export logistics via Gujarat ports · Backward integration planned	Existing
Factory IV	Badu Unit II, Kolkata	60,000 sq. ft.	NEW · 12M bags/year · Polyester Backpack production launched	New · On Lease ♦
Factory V	Taki Road, Kolkata	40,000 sq. ft.	NEW · 10M bags/year · Latest capacity addition · On Lease	New · On Lease

TOTAL MANUFACTURING AREA: 3,17,500 SQ. FT. · 5 FACTORIES · KOLKATA & AHMEDABAD

MANUFACTURING CAPACITY & UTILIZATION

(All figures in number of bags)

CUTTING CAPACITY

Unit / Factory	FY 2025-26 (Actuals)			FY 2024-25 (Actuals)			FY 2023-24 (Actuals)		
	Installed Capacity	Actual Prod.	Util. %	Installed Cap.	Actual Prod.	Util. %	Installed Cap.	Actual Prod.	Util. %
Factory I - Barasat	14,085,000	13,719,137	97.4	14,085,000	13,468,038	95.62	14,085,000	12,116,181	86.02
Factory II - Badu Fct 1	37,873,000	35,410,030	93.5	37,873,000	34,465,032	91.00	32,880,000	27,805,460	84.57
Factory III - Ahm	19,210,000	18,448,363	96.04	19,210,000	15,330,820	79.81	15,650,000	13,239,416	84.60
Factory IV - Badu Fct 2	4,680,000	-	-	4,680,000	712,766	15.23	4,680,000	4,165,800	89.01
Factory V - Taki Road	90,00,000	4,330,122	48.11						
Total	84,848,000	71,907,652	-	71,168,000	63,976,656	-	67,295,000	57,326,857	-

PRINTING CAPACITY

Unit / Factory	FY 2025-26 (Actuals)			FY 2024-25 (Actuals)			FY 2023-24 (Actuals)		
	Installed Capacity	Actual Prod.	Util. %	Installed Cap.	Actual Prod.	Util. %	Installed Cap.	Actual Prod.	Util. %
Factory I - Barasat	6,260,000	5,629,476	89.93	6,260,000	5,596,218	89.40	6,260,000	4,398,276	70.26
Factory II - Badu Fct 1	37,560,000	34,257,965	91.21	37,560,000	32,110,096	85.49	37,560,000	28,004,876	74.56
Total	43,820,000	39,887,441	-	43,820,000	37,706,314	-	43,820,000	32,403,152	-

MANUFACTURING CAPACITY & UTILIZATION (CONTINUED)

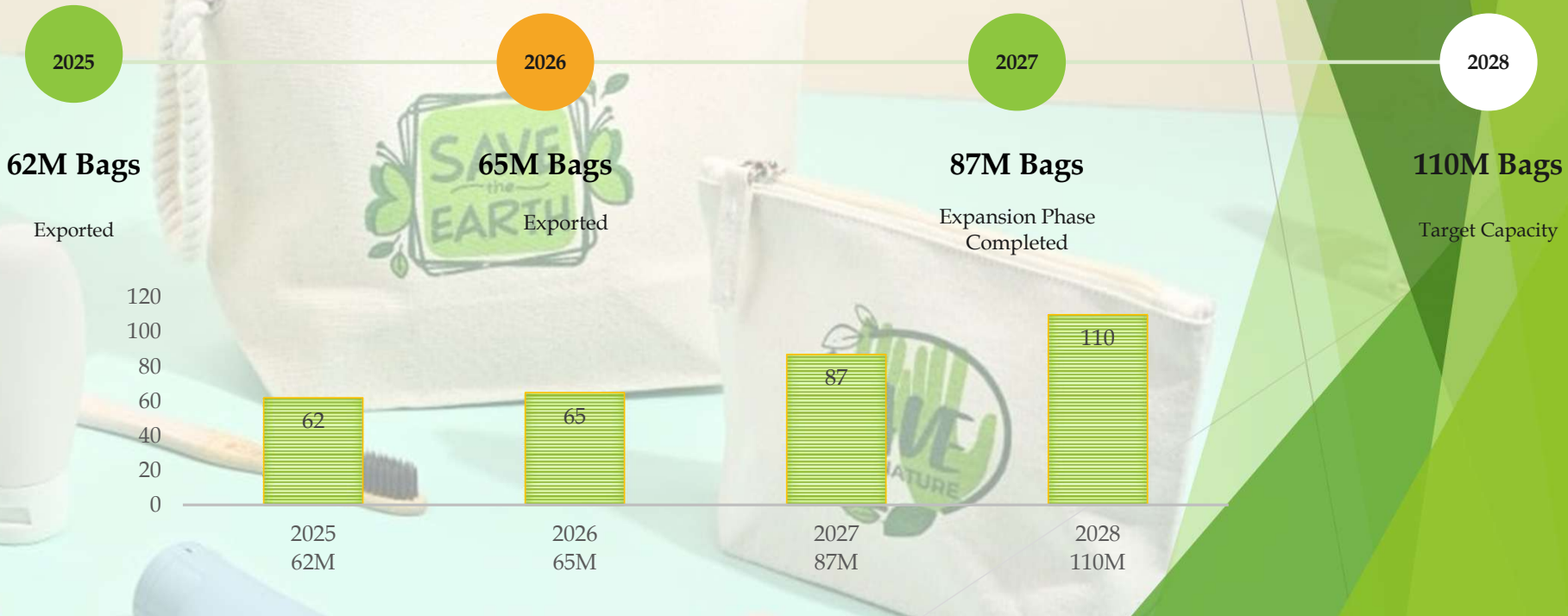
(All figures in number of bags)

STITCHING CAPACITY									
Unit / Factory	FY 2025-26 (Actuals)			FY 2024-25 (Actuals)			FY 2023-24 (Actuals)		
	Installed Capacity	Actual Prod.	Util. %	Installed Cap.	Actual Prod.	Util. %	Installed Cap.	Actual Prod.	Util. %
Factory I - Barasat	14,085,000	12,914,564	91.69	1,40,85,000	1,33,73,028	94.95	1,40,85,000	1,20,98,052	85.89
Factory II - Badu Fct 1	12,222,000	11,500,000	93.57	1,22,22,000	1,12,54,890	92.09	1,09,70,000	1,08,08,830	98.53
Factory III - Ahmedaba	19,210,000	16,413,456	85.44	1,92,10,000	1,53,09,255	79.69	1,56,50,000	1,32,19,606	84.47
Factory IV - Badu Fct 2	4,680,000	100,186	2.14	46,80,000	7,02,180	15.00	46,80,000	41,55,700	88.80
Factory V - Taki Road	9,000,000	3,176,475	35.29						
Total	59,197,000	44,041,181	-	4,55,17,000	4,06,39,353	-	4,53,85,000	4,02,82,188	-

PACKAGING CAPACITY									
Unit / Factory	FY 2025-26 (Actuals)			FY 2024-25 (Actuals)			FY 2023-24 (Actuals)		
	Installed Capacity	Actual Prod.	Util. %	Installed Cap.	Actual Prod.	Util. %	Installed Cap.	Actual Prod.	Util. %
Factory I - Barasat	14,085,000	11,219,610	79.66	1,40,85,000	1,30,95,361	92.97	1,40,85,000	1,20,85,966	85.81
Factory II - Badu Fct 1	40,720,000	36,565,923	89.8	4,07,20,000	3,59,59,439	88.31	3,28,80,000	2,80,99,153	85.46
Factory III - Ahmedaba	19,210,000	16,341,983	85.07	1,92,10,000	1,52,75,326	79.52	1,56,50,000	1,32,06,400	84.39
Factory IV - Badu Fct 2	4,680,000	98,536	2.11	46,80,000	6,98,650	14.93	46,80,000	41,51,900	88.72
Factory V - Taki Road	9,000,000	1,169,198	12.99						
Total	87,695,000	65,395,250	-	7,40,15,000	6,50,28,776	-	6,72,95,000	5,75,43,419	-

Capacity Expansion Roadmap

TOTAL NEW CAPACITY ADDED: 22 MILLION BAGS · Badu Unit IV: 12M · Taki Road Unit V: 10M · Daily Output Now: 2,15,000 Bags

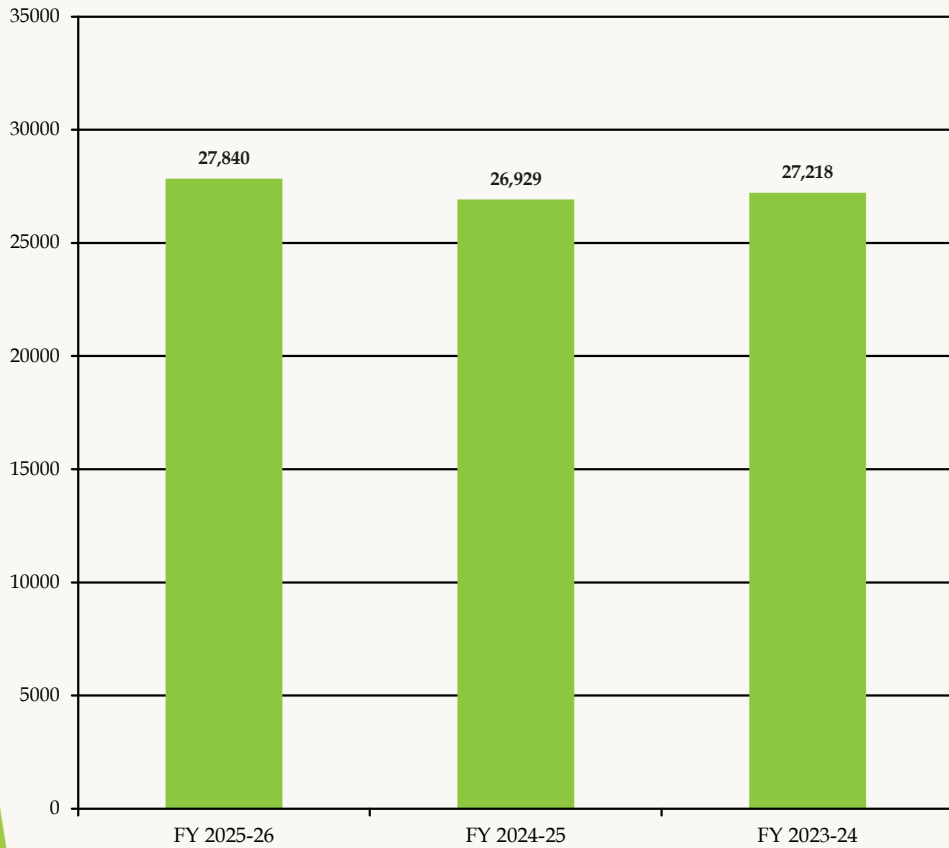


INVESTMENT HIGHLIGHTS

- 1 Strong Financials:** ₹286.88 Cr revenue · ~₹20 Cr PAT in FY 25-26 · PAT margin 7.25%
- 2 Aggressive Growth:** Targeting ₹400 Cr (FY 26-27) → ₹550 Cr (FY 27-28) with expanding PAT margins
- 3 New Markets:** Entered Peru · Argentina · Brazil · Chile · Uruguay — 5 new Latin American markets in FY 25-26
- 4 Capacity Boost:** 22M bags/yr added — Badu Unit IV & Taki Road Unit V operational · Daily output now 2,15,000 bags
- 5 Polyester Backpacks:** Production launched at Badu IV — expected turnover ~₹25-30 Crore in coming years
- 6 Market Position:** 4.5% global cotton bag share · ₹278 Cr export revenue · 35+ countries served

Financial Highlights – P&L Summary

Revenue from Operations (₹ in Lakhs)



Profit After Tax – PAT (₹ in Lakhs)



Restated Statement of Profit & Loss

(₹ in Lakhs)

Particulars	FY 2025-26 (Standalone)	FY 2024-25 (Standalone)	FY 2023-24 (Consolidated)
I. Revenue from Operations	27,839.97	26,928.70	27,218.58
II. Other Income	848.30	378.06	840.31
III. Total Income (I+II)	28,688.27	27,306.76	28,058.89
IV. Cost of Materials Consumed	15,293.88	14,546.49	15,651.39
Purchase of Stock in Trade	187.07	141.43	232.38
Changes in Inventories	-1,039.32	-918.31	-342.70
Employee Benefit Expense	978.60	819.83	697.68
Financial Costs	299.90	247.74	200.34
Depreciation & Amortization	270.37	285.51	312.98
Other Expenses	9,990.07	9,669.25	8,446.25
V. Total Expenses	25,980.57	24,791.94	25,198.32
VI. Profit Before Tax (III-V)	2,707.70	2,514.82	2,860.57
VII. Total Tax Expense	689.20	632.57	677.94
VIII. PAT for the period	2,018.49	1,882.25	2,258.90
Basic EPS (₹)	11.00	11.64	13.97

Restated Summary Statement of Assets & Liabilities

(₹ in Lakhs)

Particulars	31 Mar 2026 (Standalone)	31 Mar 2025 (Standalone)	31 Mar 2024 (Consolidated)
I. EQUITY & LIABILITIES			
Share Capital	2,051.54	1,617.54	115.54
Reserves and Surplus	14,357.14	7,226.97	7,054.49
Total Shareholder Funds	16,408.68	8,844.51	7,170.03
Long Term Borrowings	1,170.00	13.71	269.15
Short-term Borrowings	4,807.38	3,974.88	4,211.46
Trade Payables & Other (Including Provisions)	2,322.64	1,797.63	1,221.82
Total Liabilities	24,708.70	14,630.73	12,872.45
II. ASSETS			
Property, Plant & Equipment (Including CWIP)	2,355.50	1,377.49	1,465.37
Non-Current Investments	460.29	479.75	1,068.88
Total Non-Current Assets	5,858.60	3,088.24	3,310.09
Current Investments	1,060.56	952.00	852.00
Inventories	6,133.49	4,683.12	3,260.93
Trade Receivables	3,253.88	4,414.99	3,023.36
Cash & Bank Balance	6,837.88	344.61	1,627.29
Total Current Assets	18,850.10	11,542.49	9,562.36
Total Assets	24,708.70	14,630.73	12,872.45

Revenue from Operations – Bifurcation & Geography

(₹ in Lakhs)

PRODUCT-WISE REVENUE BIFURCATION

Source of Revenue	FY 2025-26	%	FY 2024-25	%	FY 2023-24	%
Cotton Bags – Recycled	3,300.16	12.41%	3,133.82	12.34%	2,108.25	8.26%
Cotton Bags – Organic	825.93	3.11%	1,129.12	4.45%	1,426.76	5.59%
Cotton Bags – Fairtrade	1,547.02	5.82%	3,147.67	12.39%	5,227.15	20.48%
Cotton Bags – Conventional	14,657.56	55.13%	12,750.19	50.19%	10,520.64	41.22%
Jute Bags	5,558.15	20.91%	4,647.58	18.30%	5,505.86	21.57%
Others	698.34	2.63%	593.06	2.33%	734.78	2.88%
Total Revenue	26,587.16	100%	25,401.44	100%	25,523.44	100%

TOP GEOGRAPHICAL MARKETS

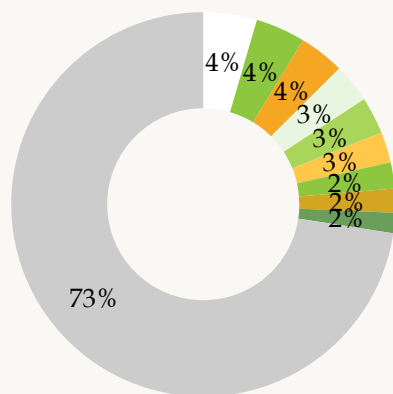
Country	FY 2025-26	%	FY 2024-25	%	FY 2023-24	%
Netherlands	5,939.19	22.34%	6,782.50	26.70%	9,911.37	38.83%
Germany	4,433.81	16.68%	4,499.82	17.71%	3,625.20	14.20%
Spain	4,962.35	18.66%	3,890.85	15.32%	2,862.19	11.21%
France	2,315.69	8.71%	2,246.80	8.85%	1,809.10	7.09%
Mexico	1,400.26	5.27%	1,089.04	4.29%	1,107.78	4.34%
Others			6,892.43	27.13%	6,207.80	24.33%

Restated Cash Flow Statement

(₹ in Lakhs)

Particulars	FY 2025-26 31 Mar 2026 (Standalone)	FY 2024-25 31 Mar 2025 (Standalone)	FY 2023-24 31 Mar 2024 (Consolidated)
Net Profit Before Tax	2,707.70	2,514.82	2,860.57
Operating Profit before WC Changes	2,403.59	2,652.20	2,546.48
Changes in Working Capital	-1,550.31	-2,494.48	230.73
Cash Generated from Operations	853.28	157.72	2,777.01
Less: Taxation	-672.57	-655.88	-768.94
A. Net Cash from Operating Activities	180.71	-498.16	2,008.07
B. Net Cash from Investing Activities	-966.24	137.36	-1,322.82
C. Net Cash from Financing Activities	7,278.81	-699.55	77.43
Net Increase / (Decrease) in Cash (A+B+C)	6,493.27	-1,060.34	762.68
Opening Cash Balance	344.61	1,404.94	642.26
Closing Cash Balance	6,837.88	344.61	1,404.94

Industry Overview



- Ecoline Exim
- Kimduc Group
- Thanhbat
- Bag Craft India
- Cymna
- Sree Baba Fabrics
- Om Textiles
- Royal Fabric
- Shri Pranav Textile
- Others

KEY EXPORTERS OF COTTON BAGS IN INDIA – LAST 5 YEARS

Company	Headquarters
Ecoline Exim Limited	Kolkata, WB
Om Textiles	Karur, TN
Sree Baba Fabrics	Tirupur, TN
Shri Pranav Textile	Karur, TN
Kush Export	Kolkata, WB
Richie Bags	Kolkata, WB
EcoSacks	Ahmedabad, GJ
Ronak Industries	Jaipur, RJ
Paramount Corporation	Ahmedabad, GJ
Ramesh Exports	Karur, TN

GLOBAL COTTON BAG MARKET – COMPANY MARKET SHARE ANALYSIS 2024



THANK YOU

Ecoline Exim Limited

Global Manufacturer & Exporter | Sustainable Cotton & Jute Bags

Registered Office - 8, G.C. Ghosh Road, Kolkata, West Bengal ·
Corporate Office - 187/A, Badu Road, West Bengal - 700155
www.ecoline.net.in ·
NSE Emerge Listed

This presentation contains forward-looking statements. Actual results may differ materially. Not a prospectus or offer to acquire securities.

