

GSTIN : 09AACCP3274A1ZP  
CIN NO. L27320MH2001PLC470559

Mob: 09810161535



# DIVINE POWER ENERGY LIMITED

Manufacturers of : Winding Wires and Strips(Fiberglass/DPC/DCC/SE)

To,

Date: May 14, 2026

The Manager  
Listing Department  
National Stock Exchange of India Limited  
Exchange Plaza, Bandra Kurla Complex  
Bandra (East), Mumbai – 400051

**Subject: Submission of Investor Presentation for the Financial Year Ended March 31, 2026**

Dear Sir/Madam,

Pursuant to Regulation 30 read with Schedule III of the SEBI (Listing Obligations and Disclosure Requirements) Regulations, 2015, please find enclosed herewith the Investor Presentation on the financial performance of the Company for the financial year ended **March 31, 2026**.

The aforesaid presentation is also being uploaded on the website of the Company.

Kindly take the same on your records.

Thanking You,  
**For Divine Power Energy Limited**

**Rajesh Giri**  
**Managing Director**  
**DIN: 02324760**

**Works : Plot No. 56/1 & 56/2, Site-IV Industrial Area, Sahibabad, Ghaziabad (U.P.)-201010**  
**Registered Office: Shop No. 19, Annex Mall (Carnival Cinema), Western Express, HWY,**  
**Siddharth Nagar, Borivali East, Mumbai, Maharashtra- 400066**

**E-mail : [info@dpel.in](mailto:info@dpel.in) • Website : [www.dpel.in](http://www.dpel.in) • Phone : 011-42331980**

**DIVINE POWER ENERGY LIMITED**

**VIMLESH INDUSTRIES PRIVATE LIMITED (WOS)**

# **FINANCIAL RESULTS**

**PERIOD  
2025 - 2026**



[www.dpel.in](http://www.dpel.in) 

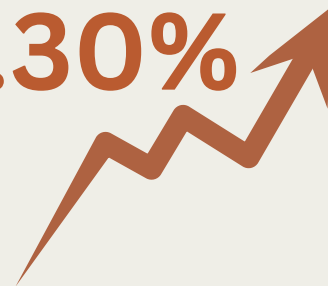
# CONSOLIDATED PERFORMANCE - ANNUAL (FY26 VS FY25)

## Revenue Analysis

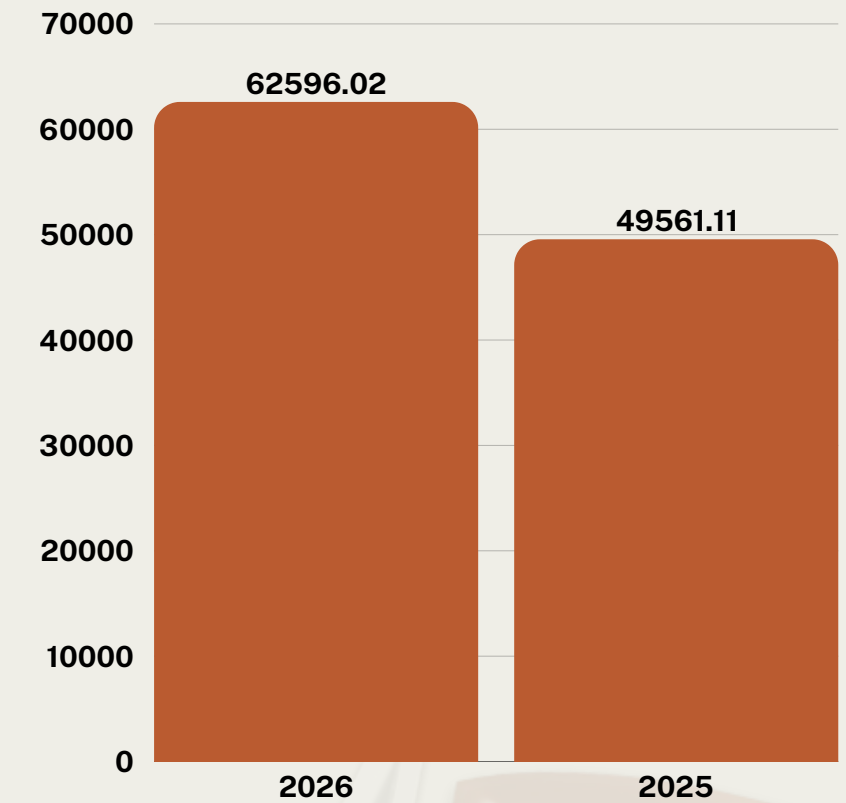
### Total Revenue & Growth Rate

2026 - 62,596.02  
2025 - 49,561.11

26.30%



Amount in INR Lakhs



## EBITDA Analysis

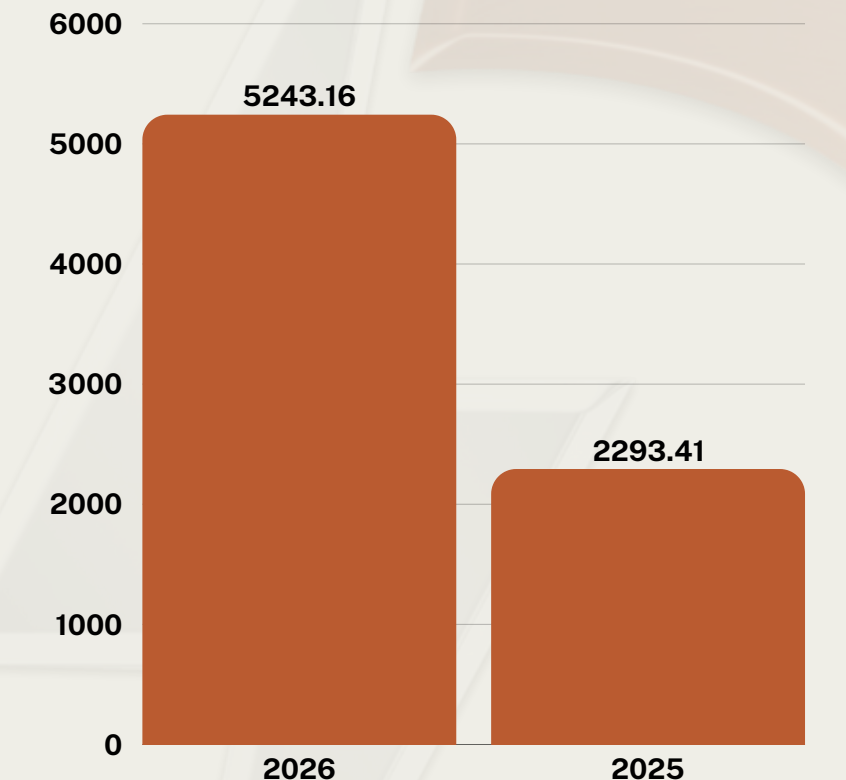
### EBITDA & Growth Rate

2026 - 5,243.16  
2025 - 2,293.41

128.62%



Amount in INR Lakhs

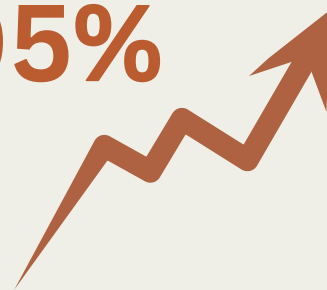


# PAT Analysis

## PAT & Growth Rate

2026 - 2,670.69  
2025 - 964.33

176.95%

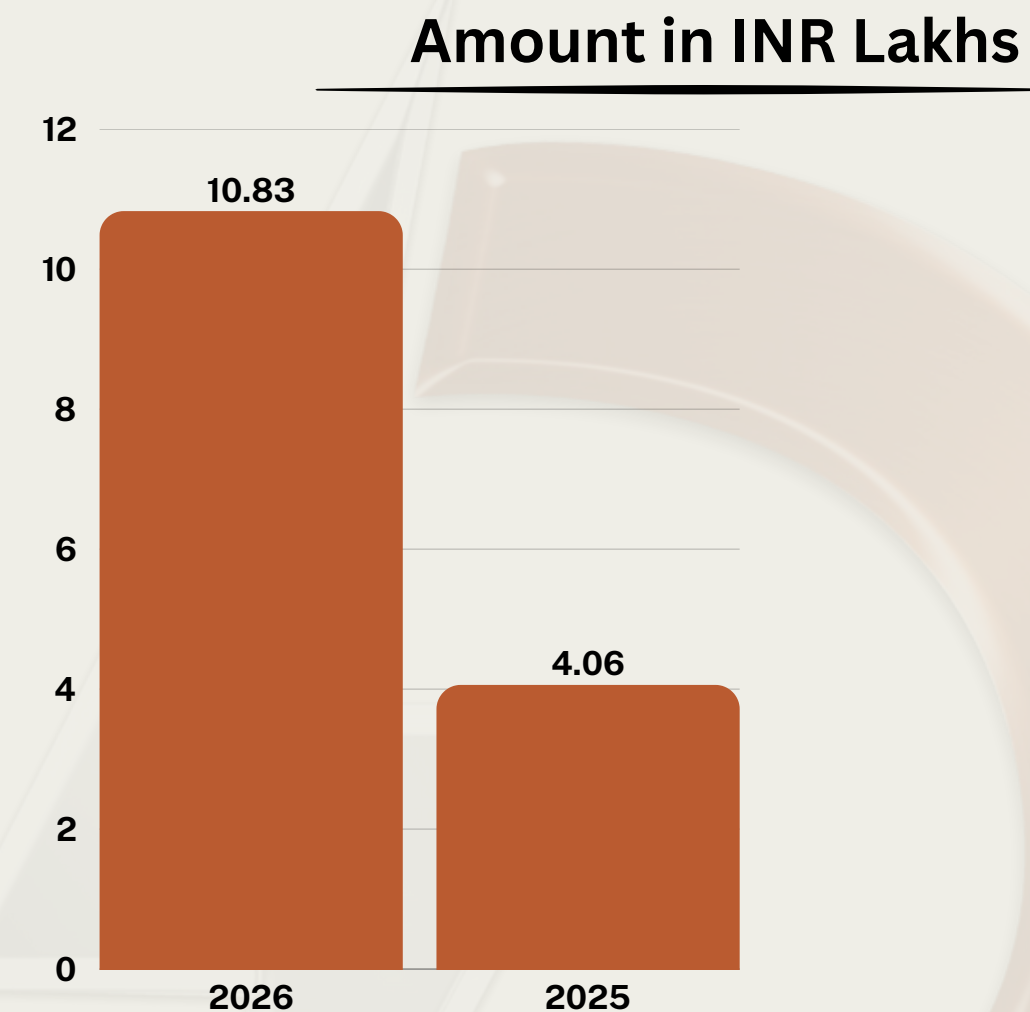
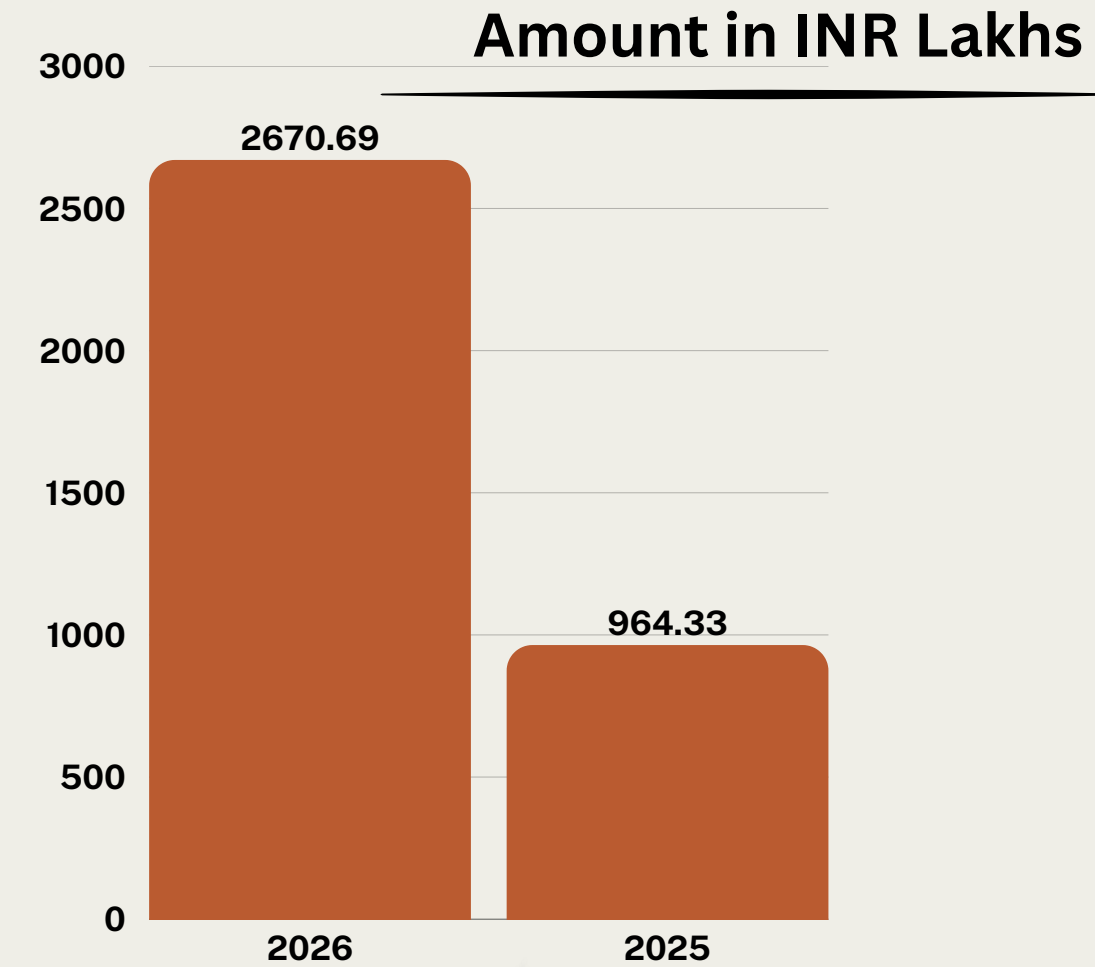


# EPS Analysis

## EPS & Growth Rate

2026 - 10.83  
2025 - 4.06

166.74%



# STANDALONE PERFORMANCE - ANNUAL (FY26 VS FY25)

## Revenue Analysis

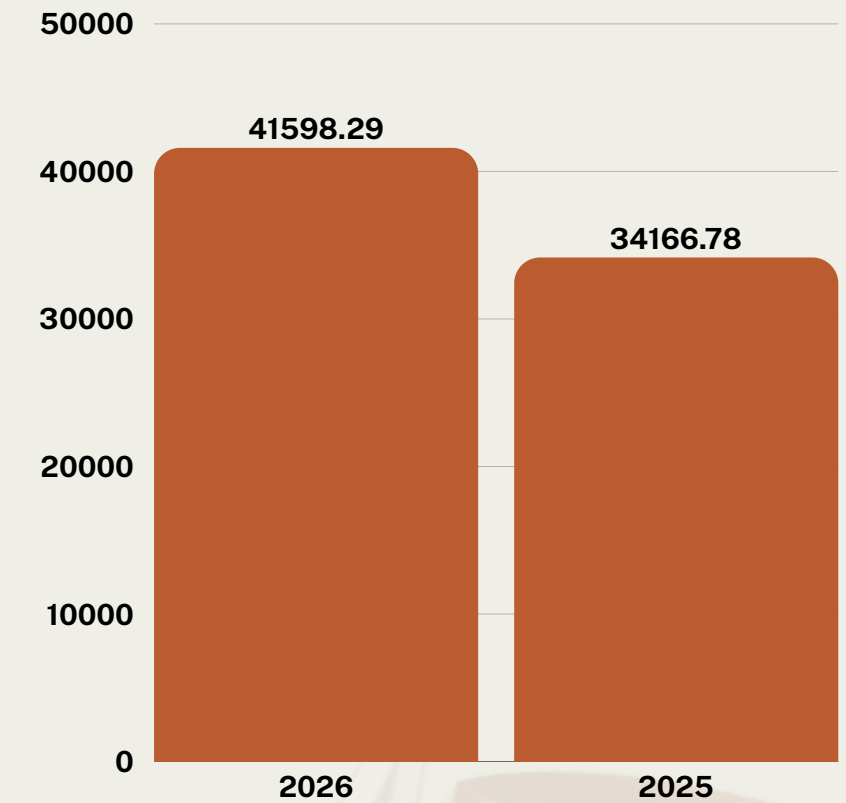
### Total Revenue & Growth Rate

2026 - 41,598.29  
2025 - 34166.78

21.8%



Amount in INR Lakhs




## EBITDA Analysis

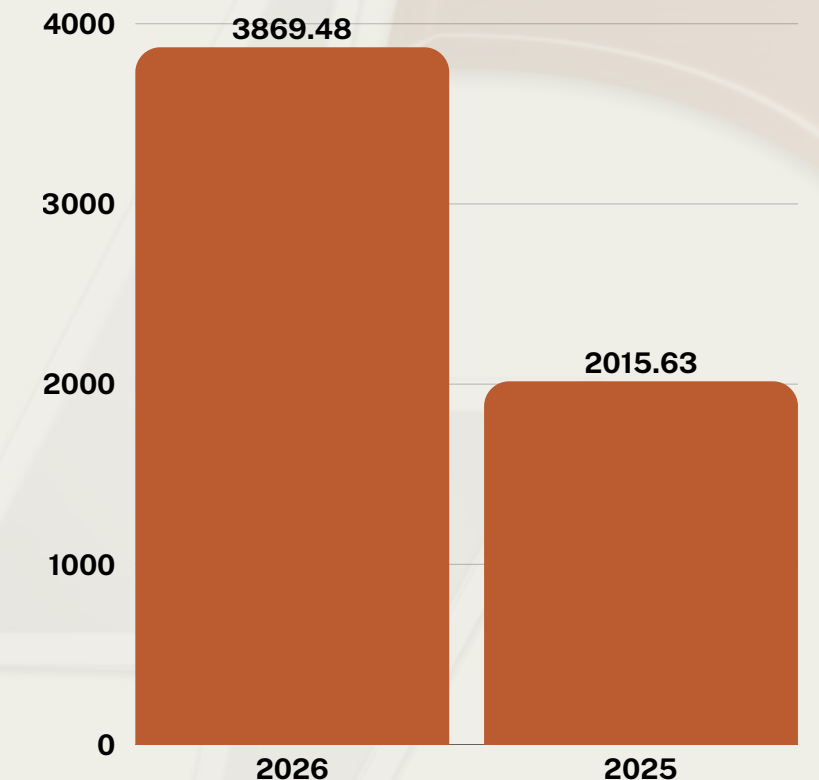
### EBITDA & Growth Rate

2026 - 3869.48  
2025 - 2015.63

91.97%




Amount in INR Lakhs



# PAT Analysis

## PAT & Growth Rate


2026 - 2041.57  
2025 - 915.30

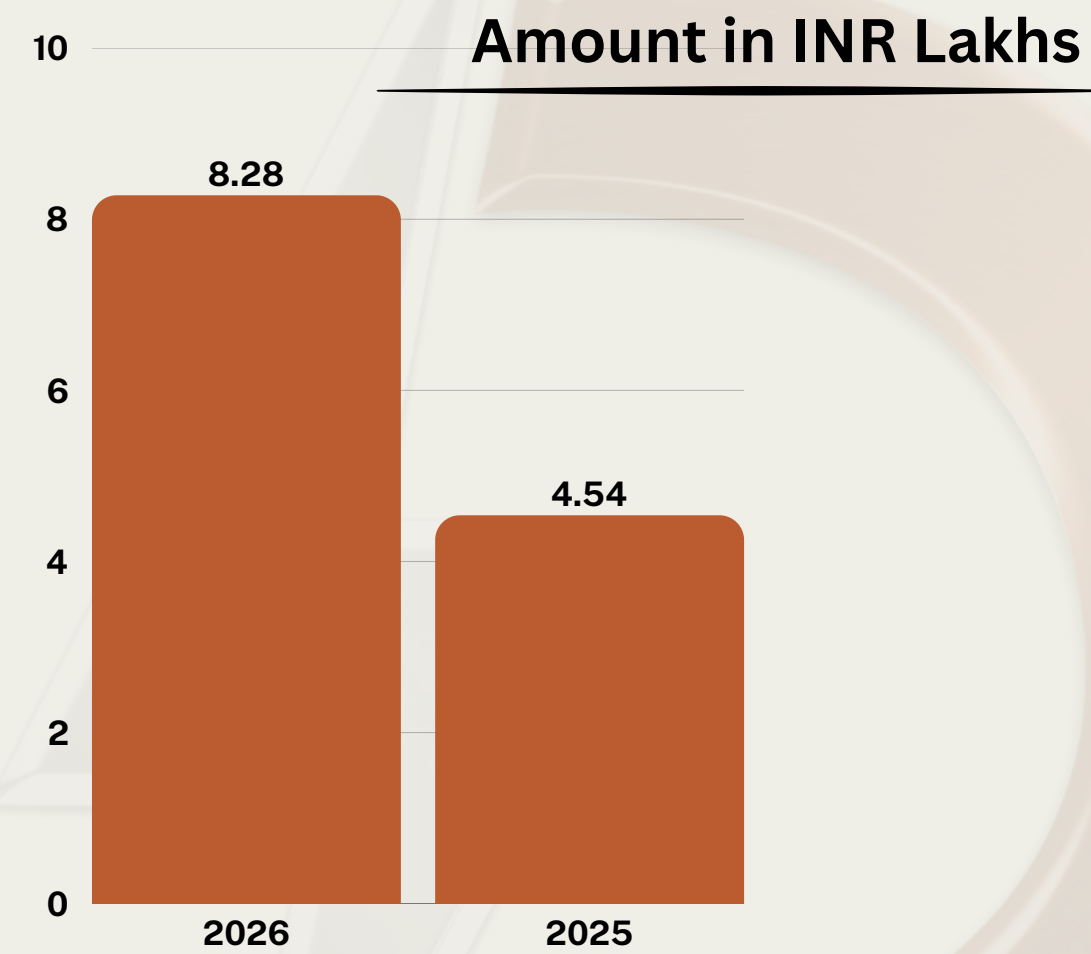
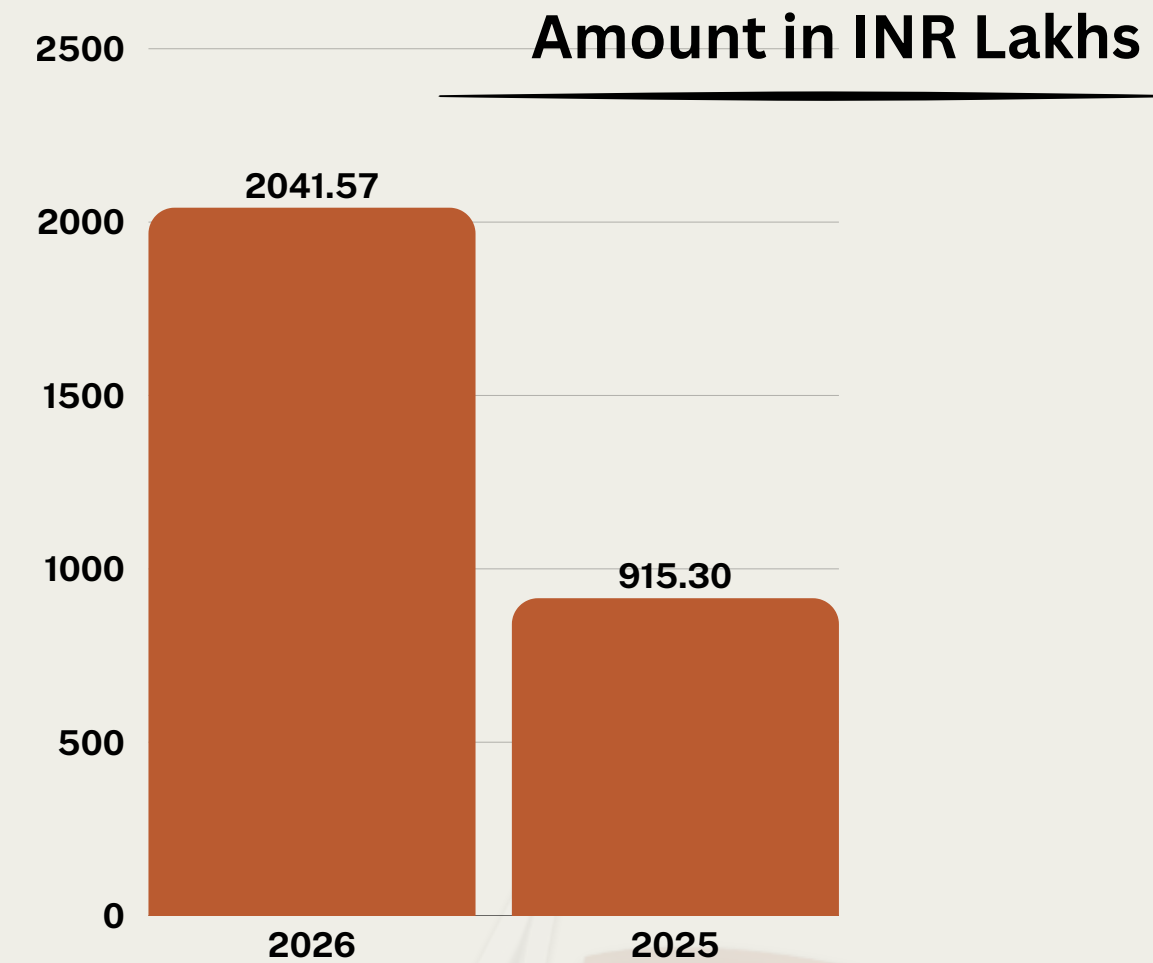
123.1% 

# EPS Analysis

## EPS & Growth Rate

2026 - 8.28  
2025 - 4.54

82.4% 





# Thank you!

---

**DIVINE POWER ENERGY LIMITED**  
**VIMLESH INDUSTRIES PRIVATE LIMITED (WOS)**

*‘Initiating A New Era of  
Value Creation’*

[www.dpel.in](http://www.dpel.in) 