INOX
LIVE THE MOVIE

27th June 2016

To,
The Secretary
BSE Limited
P J Towers,
Dalal Street,
Mumbai – 400 001
Stock Code: 532706

The Manager
National Stock Exchange of India Limited
Exchange Plaza, 5th Floor, Plot No C/1,
G Block, Bandra – Kurla Complex,
Bandra (East), Mumbai – 400 051
Stock Code: INOXLEISUR

Dear Sir / Madam,

Sub: Disclosure of Material Event / Information under Regulation 30 of SEBI (Listing Obligations and Disclosure Requirements) Regulations, 2015 – Schedule of Analysts / Investors Meeting.

Pursuant to Regulation 30 of the Securities and Exchange Board of India (Listing Obligations and Disclosure Requirements) Regulations, 2015, we would like to inform you that the Company has scheduled the Meeting with the Analysts and / or Investors as per the details given below.

Sr. No	Name of the Analyst / Investor	Type of Meeting	Date of Meeting	Location
1	Nirmal Bang	Meeting	Tuesday, 28th June 2016, at 10.00 AM	Mumbai
2	Kotak Securities and others	Group Meeting	Tuesday, 28th June 2016, at 11.15 AM	Mumbai
3	GIC	Meeting	Tuesday, 28th June 2016, at 12.30 PM	Mumbai
4	Dolat Capital, Reliance MF	Meeting	Tuesday, 28th June 2016, at 2.00 PM	Mumbai
5	DSP Blackrock, Securities Investment Management and others	Group Meeting	Tuesday, 28th June 2016, at 3.30 PM	Mumbai
6	Premji Invest	Call	Tuesday, 28th June 2016, at 5.00 PM	NA

Note: The above schedule may undergo a change due to exigencies on the part of the Investors/Analysts or Company.

A copy of the Investor Presentation we propose to make during the Meeting(s) is enclosed and the said Investor Presentation has also been uploaded on the Company's Website at https://www.inoxmovies.com/Corporate.aspx?Section=3

We request you to kindly take the same on record.

Thanking you,
Yours faithfully,
For Inox Leisure Limited

Dhanraj Mulki
Company Secretary &
Vice President – Legal

INOX LEISURE LTD.
5th Floor, Viraj Towers, Next to Andheri Flyover, Western Express Highway, Andheri (East), Mumbai 400 093, India.
Tel (91 22) 4062 6900 • Fax (91 22) 4062 6999 • E: contact@inoxmovies.com • www.inoxmovies.com
Registered Office : ABS Towers, Old Padra Road, Vadodara 390 007 • Tel (91 265) 6198111 • Fax (91 265) 2310312 • CIN: L92199GJ1999PLC044045

INOX LEISURE LIMITED

INOX
LIVE THE MOVIE

INVESTOR PRESENTATION
MAY 2016

DISCLAIMER

This presentation and the following discussion may contain "forward looking statements" by Inox Leisure Limited ("ILL" or "the Company") that are not historical in nature. These forward looking statements, which may include statements relating to future state of affairs, results of operations, financial condition, business prospects, plans and objectives, are based on the current beliefs, assumptions, expectations, estimates, and projections of the management of ILL about the business, industry and markets in which ILL operates.

These statements are not guarantees of future performance, and are subject to known and unknown risks, uncertainties, and other factors, some of which are beyond ILL's control and difficult to predict, that could cause actual results, performance or achievements to differ materially from those in the forward looking statements.

Such statements are not, and should not be construed, as a representation as to future performance or achievements of ILL. In particular, such statements should not be regarded as a projection of future performance of ILL. It should be noted that the actual performance or achievements of ILL may vary significantly from such statements.

DISCUSSION SUMMARY

- INDUSTRY OVERVIEW
- COMPANY OVERVIEW
- COMPETITIVE ADVANTAGE AND OUTLOOK
- PER SCREEN ECONOMICS
- SHAREHOLDING STRUCTURE
- ANNEXURE
  - DETAILED FINANCIALS



INDUSTRY OVERVIEW

INDIAN FILM EXHIBITION INDUSTRY

STRONG FUNDAMENTALS, LARGELY UNDER-SCREENED, HUGE GROWTH POTENTIAL

INOX LIVE THE MOVIE

2nd HIGHEST NUMBER OF THEATRE FOOTFALLS IN THE WORLD

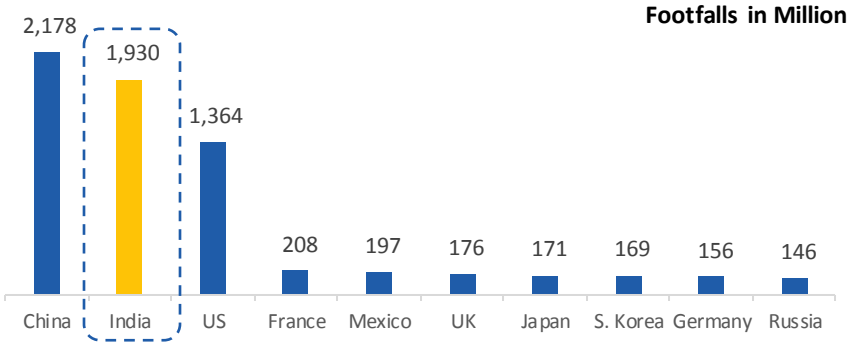

HIGHEST NUMBER OF FILM RELEASES IN THE WORLD

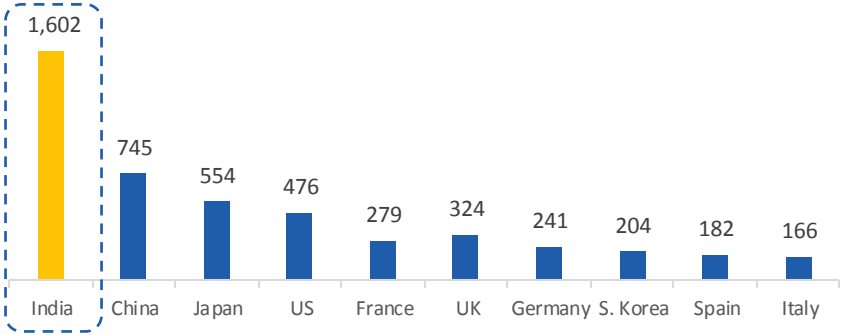

HOWEVER, INDIA'S SCREEN DENSITY IS ONE OF THE LOWEST

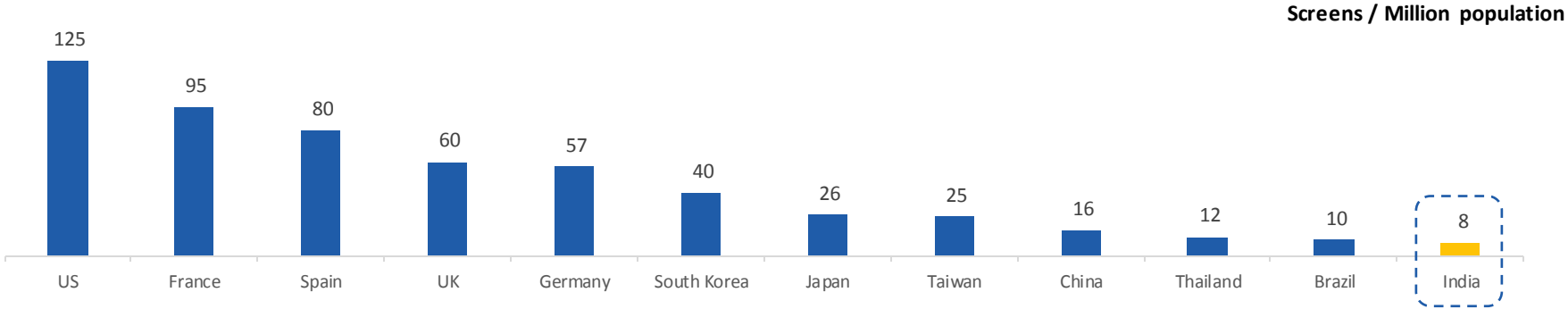

Source: CRISIL Report, FICCI Whitepaper on Screen Density in India

INDIAN FILM EXHIBITION INDUSTRY
STEADY PERFORMANCE AND RESILIENCE

INOX LIVE THE MOVIE

INDIAN FILM INDUSTRY DISPLAYS STEADY PERFORMANCE TRENDS

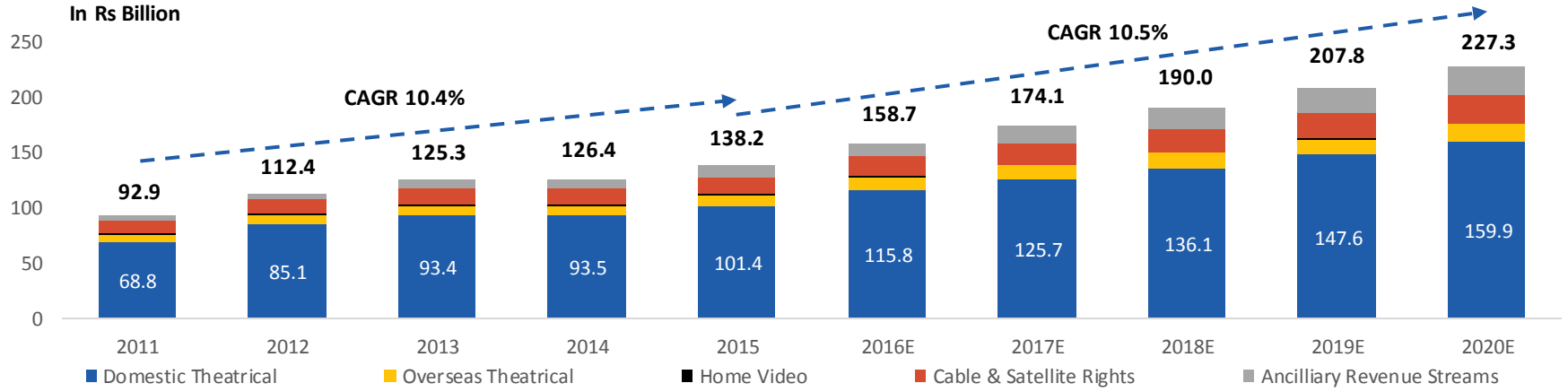

DOMESTIC THEATRICALS CONTINUE TO REMAIN THE MAJOR REVENUE CONTRIBUTOR

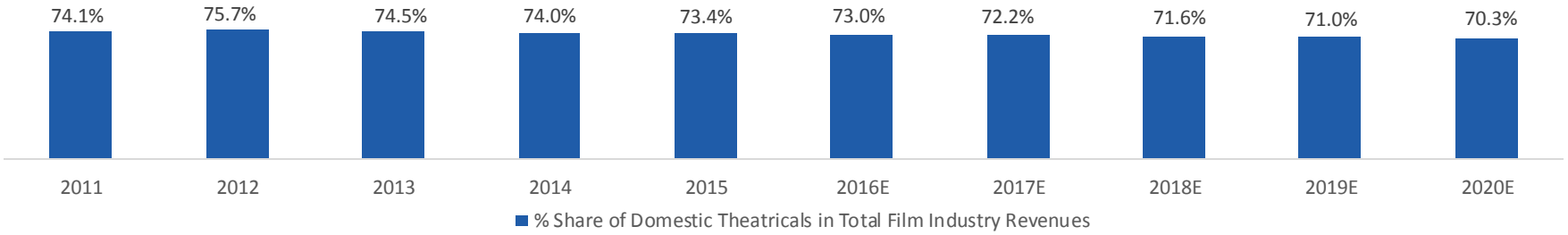

Source: FICCI-KPMG 2016 Report

INDIAN FILM EXHIBITION INDUSTRY

MULTIPLEXES WITNESSING RAPID GROWTH

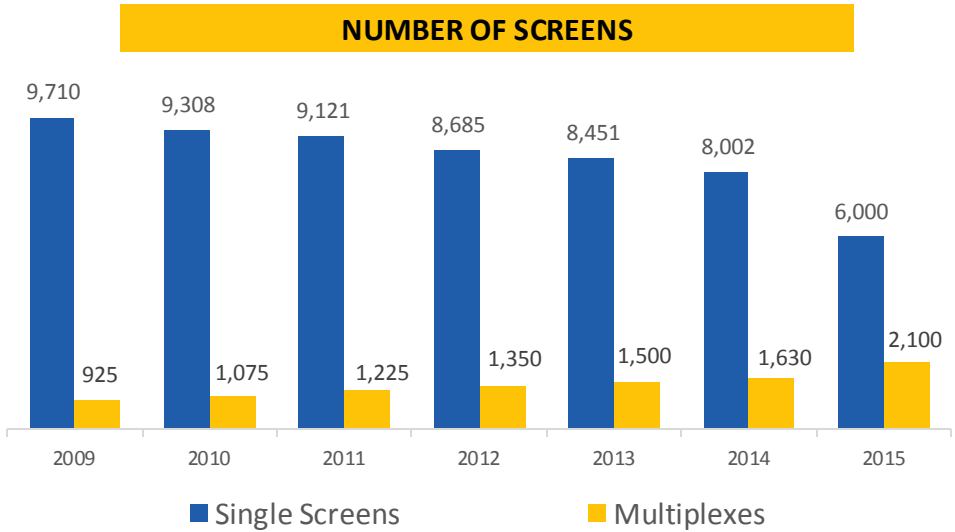

Multiplexes currently account for ~ 26% market share of the screens, however account for more than 40% of box office collections

FACTORS DRIVING GROWTH IN MULTIPLEXES:

- Superior location, destination and parking facilities.
- State of art equipment (high quality video and audio), superior interiors, ambience and service.
- Multiple screens in one location offer a wider variety of content to the patrons. Further, different screen sizes provide programming flexibility. This results in higher occupancy ratios.
- Strong demographics, rising disposable incomes and discretionary spends.

Source: CRISIL Report, FICCI-KMPG Report 2016

INDIAN FILM EXHIBITION INDUSTRY

MULTIPLEX INDUSTRY IS IN CONSOLIDATION PHASE

The Indian multiplex industry has undergone significant consolidation over last decade.

Industry leaders have grown not only through organic screen additions, but also through acquisition of smaller regional multiplex chains and single screen players.

As a result of this consolidation, the top four players account for ~ 70% of multiplex screens.

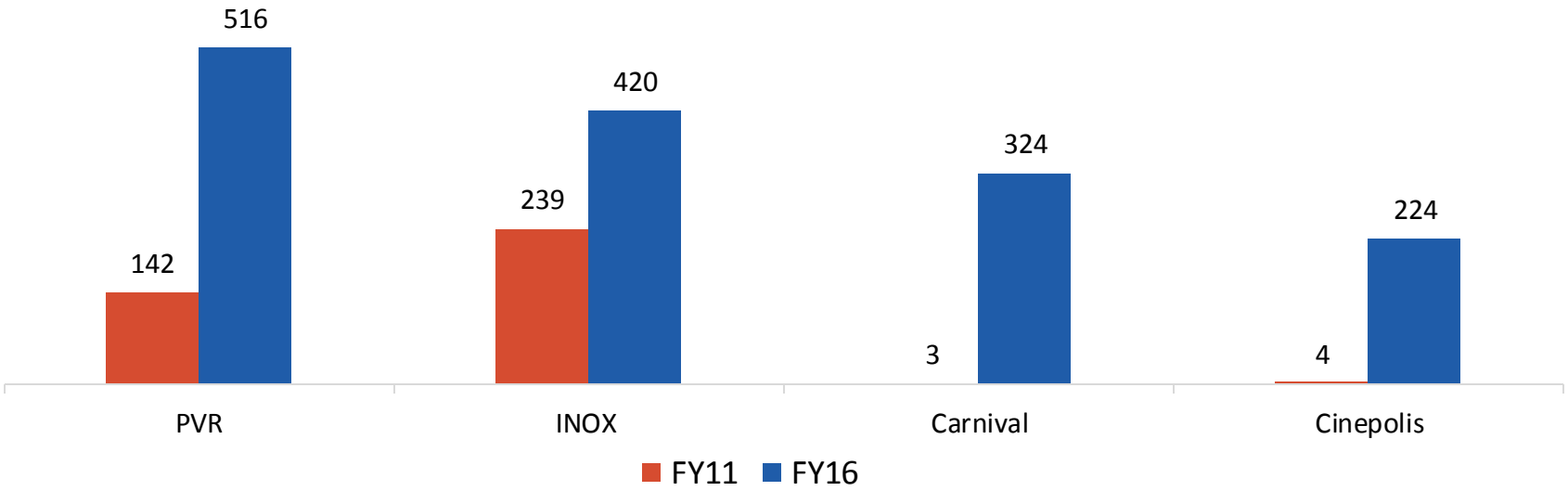

INDIAN FILM EXHIBITION INDUSTRY

INCREASING NUMBER OF INR 1 BN + MOVIES

INOX LIVE THE MOVIE

WIDER SCREEN RELEASES

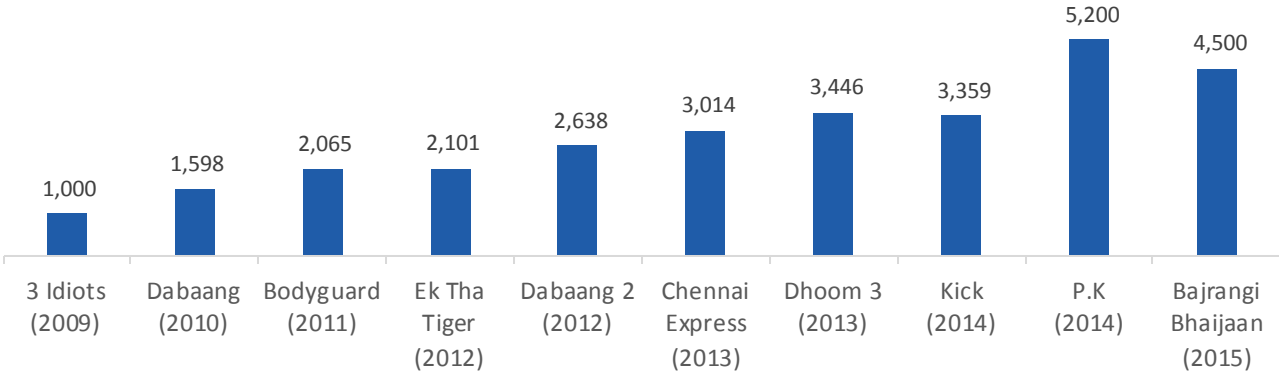

HIGHER NUMBER OF INR 1 BN + MOVIES

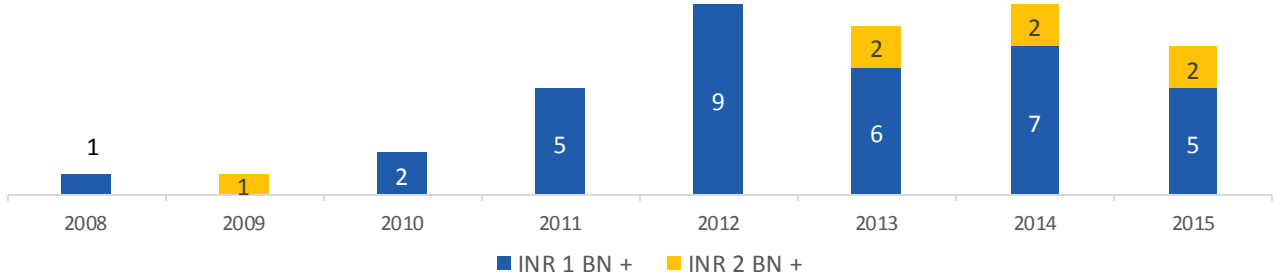

INCREASING NUMBER OF MOVIES ARE GENERATING MORE THAN RS 1 BN IN NET BOX OFFICE COLLECTIONS DRIVEN BY WIDER SCREEN RELEASES AND IMPROVING CONTENT QUALITY

Source: Industry

COMPANY OVERVIEW

COMPANY OVERVIEW

KEY MILESTONES OF FY16

- ✓ SIGNIFICANT IMPROVEMENT IN ALL FINANCIAL PARAMETERS
  - REVENUES UP 31%
  - EBITDA MARGIN IMPROVED FROM 12.1% TO 14.3%
  - PAT MARGIN IMPROVED FROM 2.0% TO 5.8%
  - ROCE IMPROVED FROM 6.1% TO 12.4%
  - ROE IMPROVED FROM 3.8% TO 12.2%
- ✓ MERGER WITH SATYAM CINEPLEXES APPROVED
- ✓ INOX FOOTPRINT CROSSES
  - 100 PROPERTIES
  - 400 SCREENS
  - 100,000 SEATS
- ✓ SIGNED BIGGEST IMAX THEATRE DEAL IN INDIA

COMPANY OVERVIEW

TRACK RECORD OF AGGRESSIVE EXPANSION

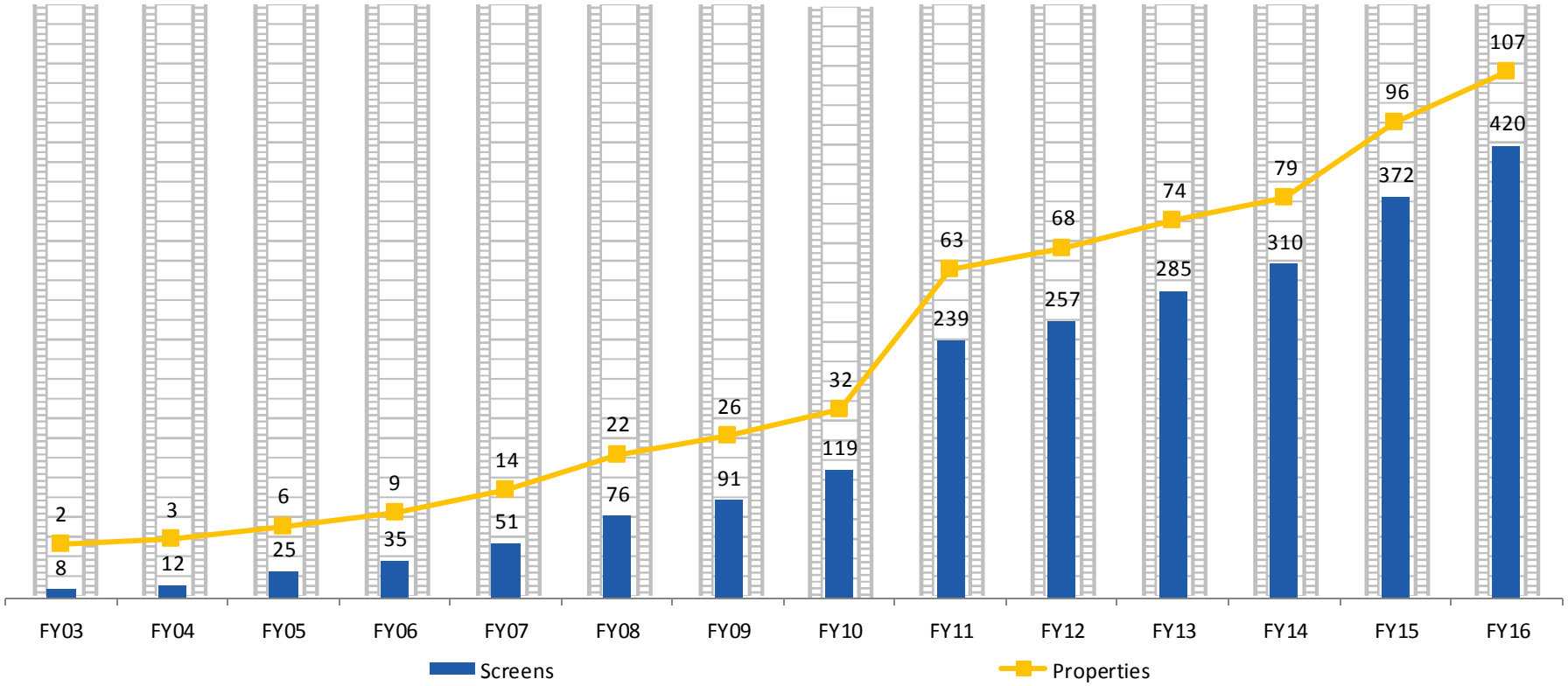

ON AN AVERAGE ADDITION OF 3 SCREENS EVERY MONTH OVER THE LAST DECADE

Note: Includes Acquisition of 1) 89 Cinemas in FY08, 2) Fame India in FY11, 3) Satyam Cineplexes in FY15

COMPANY OVERVIEW

PAN INDIA PRESENCE

2ND LARGEST MULTIPLEX CHAIN OPERATOR IN INDIA

PUNJAB | 1 Property | 6 Screens

DELHI | 4 Properties | 13 Screens

HARYANA | 5 Properties | 16 Screens

RAJASTHAN | 11 Properties | 35 Screens

MADHYA PRADESH | 4 Properties | 16 Screens

GUJARAT | 11 Properties | 44 Screens

MAHARASHTRA | 22 Properties | 96 Screens

GOA | 4 Property | 14 Screens

KARNATAKA | 10 Properties | 38 Screens

KERALA | 1 Property | 6 Screens

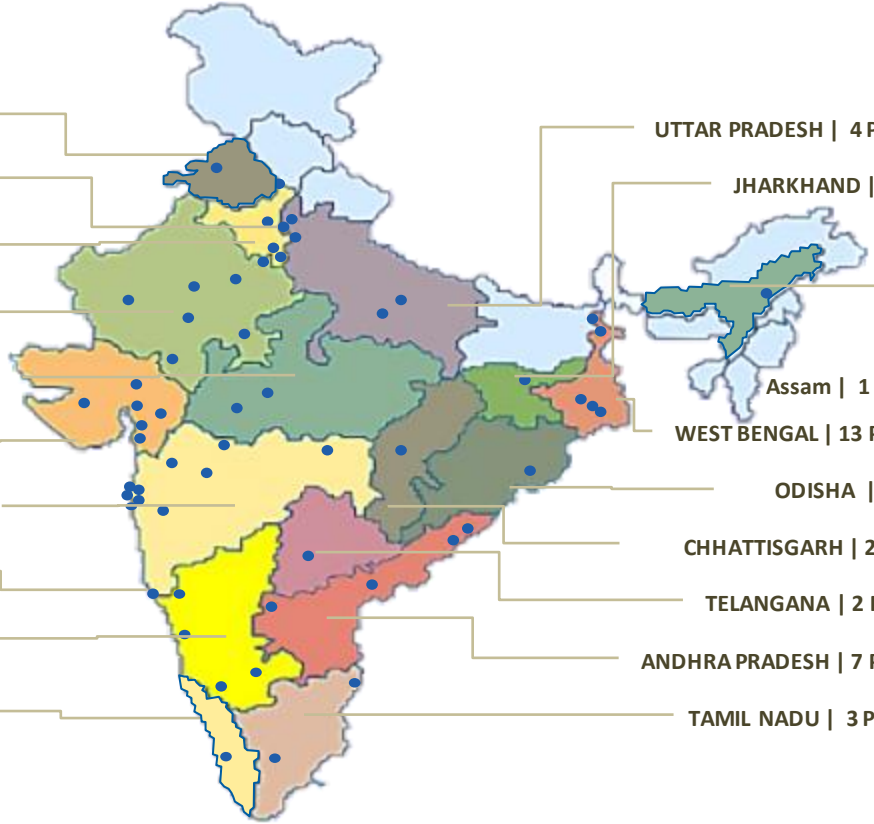

UTTAR PRADESH | 4 Properties | 16 Screens

JHARKHAND | 1 Property | 4 Screens

Assam | 1 Properties | 2 Screens

WEST BENGAL | 13 Properties | 52 Screens

ODISHA | 1 Property | 3 Screens

CHHATTISGARH | 2 Properties | 8 Screens

TELANGANA | 2 Properties | 11 Screens

ANDHRA PRADESH | 7 Properties | 26 Screens

TAMIL NADU | 3 Properties | 14 Screens

19 States

57 Cities

107 Properties

420 Screens

108,931 Seats

Includes 7 management properties with 23 screens and 5,763 seats

COMPANY OVERVIEW

OUR MARQUEE PROPERTIES

INOX
LIVE THE MOVIE

Kolkatta Quest

Bengaluru Magrath Road

Hyderabad GVK

Mumbai Malad

COMPANY OVERVIEW

LAST 5 YEARS - FINANCIAL SUMMARY

REVENUES

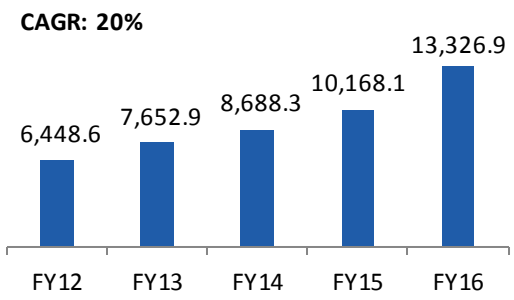

EBITDA & EBITDA MARGIN

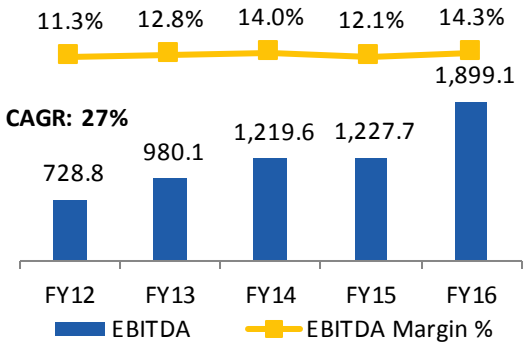

PAT & PAT MARGIN

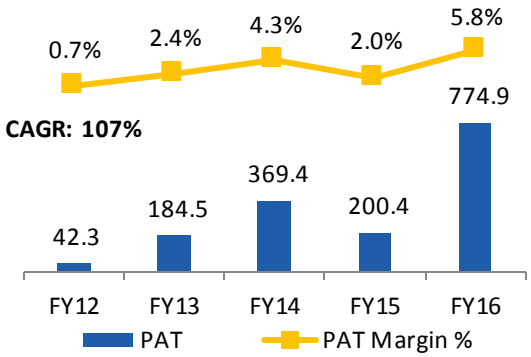

REVENUES - SEGMENT BREAKUP

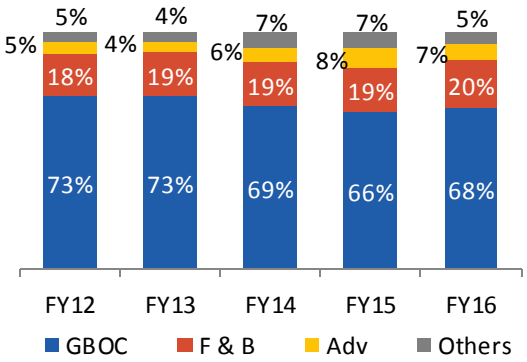

LEVERAGE ANALYSIS

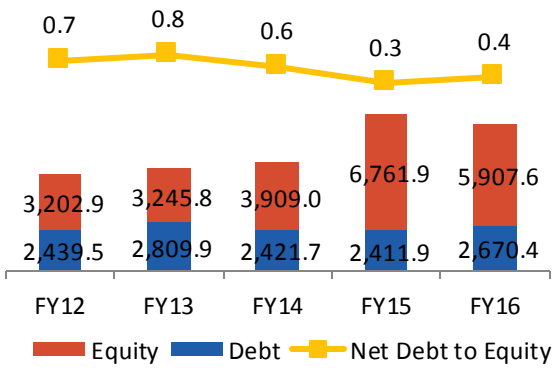

RETURN METRICS

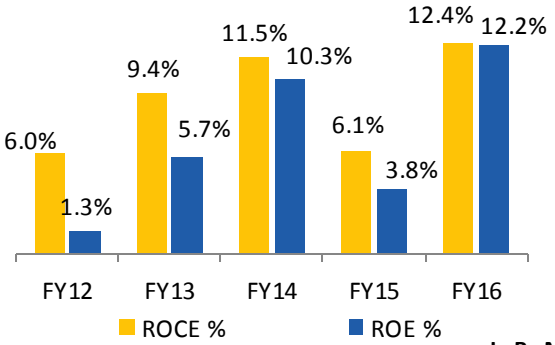

In Rs Mn

ROE: PAT/Avg. Equity, ROCE: EBIT/Avg. Capital Employed [(Capital Employed = Equity + Total Debt)

COMPANY OVERVIEW

LAST 5 YEARS - OPERATIONAL SUMMARY

FOOTFALLS & OCCUPANCY RATE

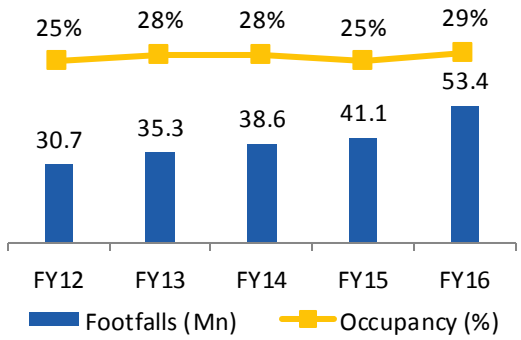

F & B - SPEND PER HEAD (SPH) (RS)

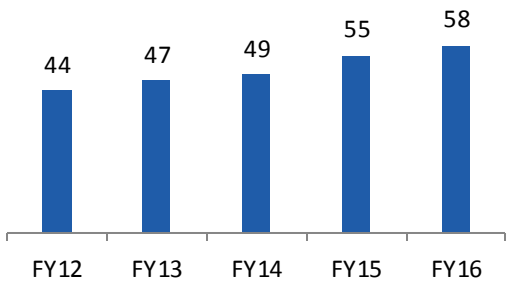

ADV REV PER OPERATING SCREEN (RS MN)

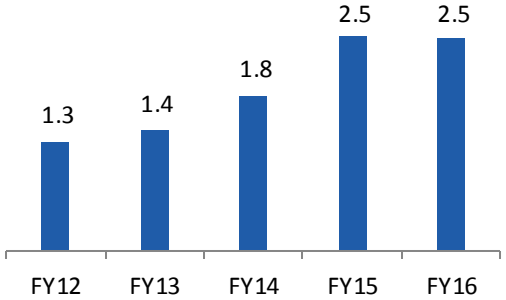

AVERAGE TICKET PRICE (ATP) (RS)

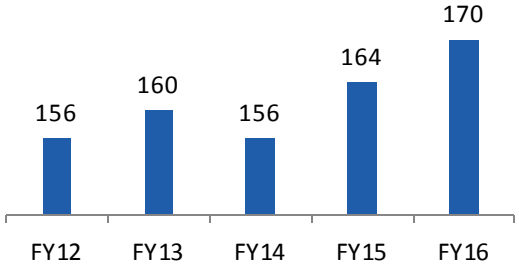

F & B – NET CONTRIBUTION (%)

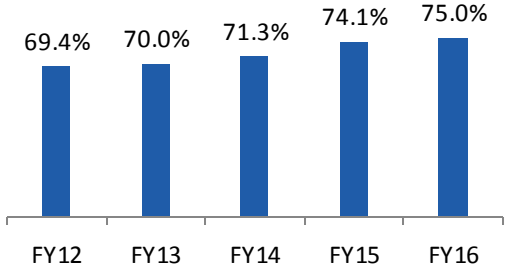

OTHER REV PER OPERATING SCREEN (RS MN)

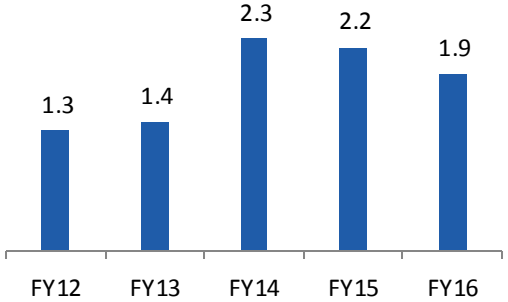

Note: All the above charts exclude managed properties.

COMPANY OVERVIEW

LAST 5 YEARS - OPERATIONAL SUMMARY

ENTERTAINMENT TAX - % OF GBOC

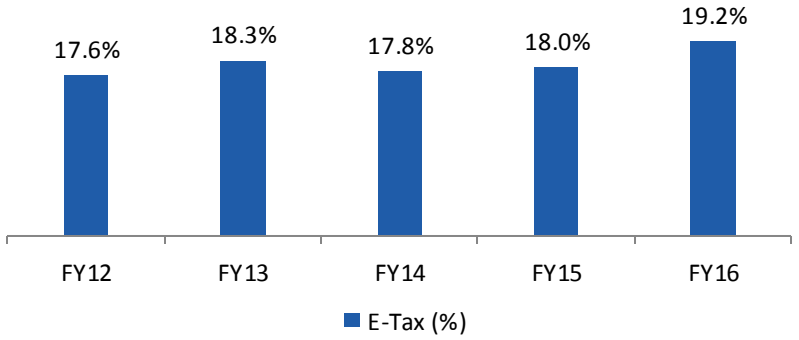

FILM DISTRIBUTOR SHARE (%)

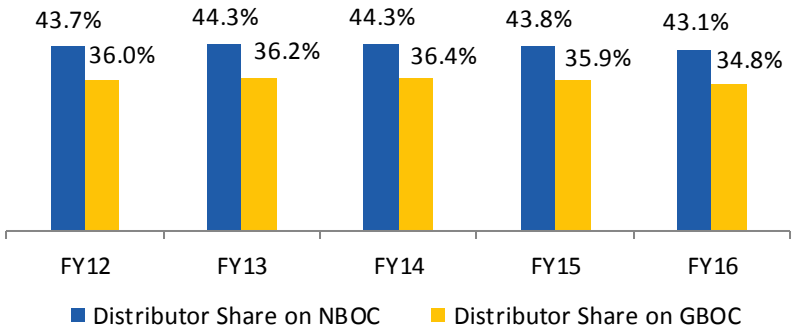

OTHER OVERHEADS PER OPERATING SCREEN (RS MN)

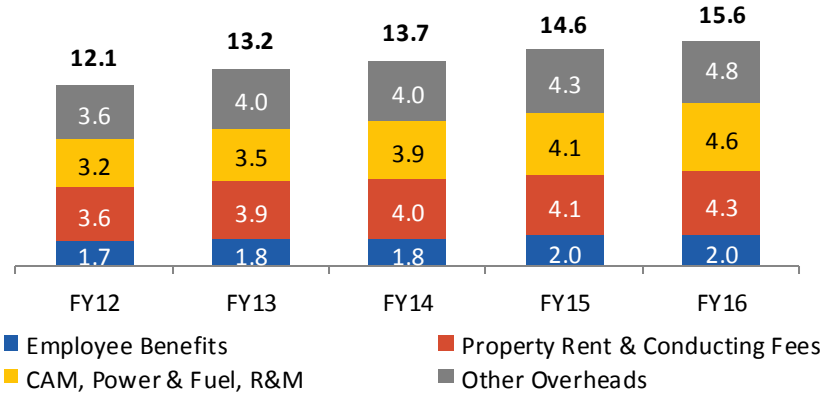

NBOC (Net Box Office Collections)
GBOC (Gross Box Office Collections)

COMPETITIVE ADVANTAGE AND OUTLOOK

COMPETITIVE ADVANTAGES

INOX LIVE THE MOVIE

- Strong Promoter Group
- Under-leveraged Balance Sheet With Further Scope For Dilution
- Well Diversified Presence Across India
- Strong New Screens Pipeline
- State Of The Art Technology, Unmatched Service And Ambience
- Strong Brand Partnerships

COMPETITIVE ADVANTAGE
STRONG PROMOTER GROUP

- Strong legacy of more than 80 years.
- Diversified businesses across industrial gases, engineering plastics, refrigerants, chemicals, cryogenic engineering, renewable energy and entertainment sectors.
- More than 8,000 employees at more than 100 business units across India.
- Distribution network spread across more than 50 countries around the world.

Listed Companies

Gujarat Fluorochemicals Limited

Rs 58.1 Bn

- Largest producer of chloromethanes, refrigerants and Polytetrafluoroethylene in India
- Pioneer of carbon credits in India

Inox Wind Limited

Rs 53.5 Bn

- Fully integrated player in the wind energy market
- State-of-the-art manufacturing plants near Ahmedabad (Gujarat) and at Una (Himachal Pradesh) and upcoming new facility in Madhya Pradesh
- Ability to provide end-to-end turnkey solutions for wind farms

Inox Leisure Limited

Rs 18.8 Bn

- Second largest multiplex chain in India
- In the business of setting up, operating and managing a national chain of multiplexes under the brand name 'INOX'
- Present in 57 cities with 107 multiplexes and 420 screens

Other Key Companies

Inox Air Products Private Limited

- 50:50 joint venture with Air Products Inc., USA
- Largest producer of industrial gases in India
- 40 plants spread throughout the country

Inox India Private Limited

- Largest producer of cryogenic liquid storage and transport tanks in India
- Offers comprehensive solutions in cryogenic storage, vaporization and distribution engineering
- Has operations in India, USA, Canada, The Netherlands and Brazil

Inox Renewables Limited

- Engaged in the business of setting up and operating of wind farms
- 213 MW operational capacity in 3 different states with another 20 MW ready for commissioning

STRONG SPONSORSHIP OF INOX GROUP - RECOGNIZED AND TRUSTED CORPORATE GROUP

COMPETITIVE ADVANTAGE

UNDER-LEVERAGED BALANCE SHEET WITH FURTHER SCOPE FOR DILUTION

INOX LIVE THE MOVIE

Particulars	FY16	FY15
Total of Shareholder funds	**5,907.6**	**6,761.9**
Share Capital	961.6	961.6
Reserves & Surplus	5,272.7	6,127.0
Interest in Inox Benefit Trust, at cost	-326.7	-326.7
Total Debt	**2,670.4**	**2,411.9**
Other Non-Current Liabilities	159.9	347.9
Total Sources of Funds	**8,737.9**	**9,521.7**
Goodwill on Consolidation *	4.2	1,652.1
Fixed Assets	**7,043.4**	**6,681.1**
Other Non-Current Assets	2,077.6	1,859.7
Current Assets	1,152.5	1,022.1
Less: Current Liabilities	1,539.8	1,693.3
Net Current Assets	**-387.3**	**-671.2**
Total Assets	**8,737.9**	**9,521.7**

* Reflects the impact of Acquisition of Satyam Cineplexes Ltd.

Key Balance sheet Ratios	FY16	FY15
Net Debt : Equity	**0.4**	**0.3**
Return on Equity (ROE)	**12.2%**	**3.8%**
Return on Capital Employed (ROCE)	**12.4%**	**6.1%**

ROE: PAT/Avg. Equity, ROCE: EBIT/Avg. Capital Employed [(Capital Employed = Equity + Total Debt)

Strong Balance Sheet → **Low Leverage Net D/E: 0.4x**

Treasury Stock in Inox Benefit Trust → **Rs 849 mn at Current Market Price ***

7 Owned Properties, with Market Value Significantly Higher than Book Value → **Inherent Strength in Asset Base**

Promoters Stake → **48.7%**

Potential To Grow Aggressively Without Any Significant Stress On Balance Sheet

* As on 13th May 2016

COMPETITIVE ADVANTAGE

WELL DIVERSIFIED PRESENCE ACROSS INDIA

INOX LIVE THE MOVIE

Well Diversified Distribution of Multiplexes across India

Access to Wide Variety of Regional Content

Lower Dependency on Hindi and English Content

57 Cities

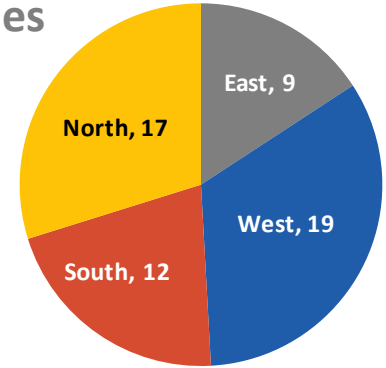

107 Properties

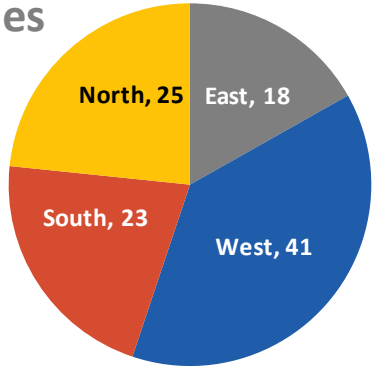

420 Screens

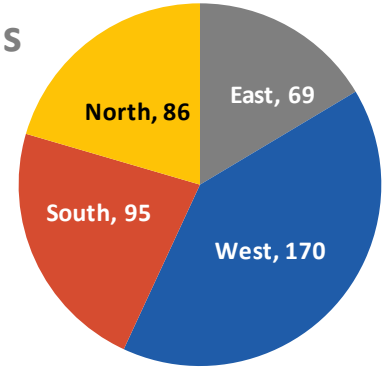

108,931 Seats

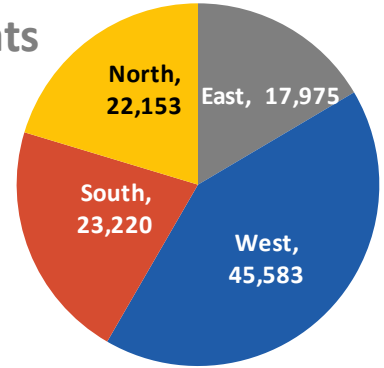

Includes 7 management properties with 23 screens and 5,763 seats

COMPETITIVE ADVANTAGE
STRONG NEW SCREENS PIPELINE

	Properties	Screens	Seats
FY16	**107**	**420**	**108,931**
Additions during FY17	**20**	**89**	**18,550**
FY17	**127**	**509**	**127,481**
Additions post FY17	**34**	**179**	**34,934**
LEADING TO	**161**	**688**	**162,415**

FY17 – PIPELINE		
Properties	**Screens**	**Seats**
Kolhapur	4	870
Aurangabad	3	880
Jaipur	4	936
Bengaluru	3	353
Cuttack	4	846
Kota	4	836
Rajkot	3	410
Howrah	3	829
Vizag *(of existing property)*	2	279
Surat *(of existing property)*	1	90
Coimbatore	9	2,088
Salem	3	803
Greater Noida	5	1,261
Pune	6	1,090
Chennai	8	1,701
Bengaluru	5	1,328
Nadiad	3	649
Surat	3	545
Vadodara	3	482
Gandhinagar	5	728
Gurgaon	3	619
Vadodara	5	927
Total – 20 New Properties	**89**	**18,550**

STRONG VISIBILITY FROM NEW SCREENS PIPELINE BACKED BY SIGNED AGREEMENTS

COMPETITIVE ADVANTAGE

STATE OF THE ART TECHNOLOGY, UNMATCHED SERVICE AND AMBIENCE

INOX LIVE THE MOVIE

FOCUS ON STRONG TECHNOLOGY, UNMATCHED SERVICE AND AMBIENCE

Focus on technology:

- ILL is the first multiplex chain to implement SAP HANA with all integrated functions
- Focus on ensuring transparency with regulatory agencies and distributors through daily performance analysis reports
- The Network Operations Centre (NOC) in Mumbai enables continuous monitoring, control and reporting of information on all digital systems across the country. Advertisers can track their advertisement screening at various multiplexes on real-time basis leading to improved transparency and higher advertising revenues for ILL
- ILL have signed the single largest deal with IMAX in India to provide truly encaptivating and completely immersive viewing experience

Focus on high quality video and audio:

- ILL owns the high quality DCI Compliant 2K & 4K Digital Projection Systems across all the screens across India
- High-definition picture quality, strong 3D capabilities and high frame rate (HFR) (can go up to 60 fps)
- ILL has been one of the early adopters of Dolby ATMOS sound technology. Excellent acoustic systems and distortion free sound

Focus on service and ambience:

- Focus on providing world class ambience.
- ILL with its in-app F&B ordering and Qbuster service, is able to considerably reduce its queue size and transaction time
- Emphasis on safety, comfort and convenience

COMPETITIVE ADVANTAGE
STRONG BRAND PARTNERSHIPS

INOX LIVE THE MOVIE

BFSI	FMCG	CONSUMER DURABLES		AUTOMOBILES	GEC	ECOMMERCE &TELECOMM.	OTHERS	
kotak	Nestlé	emami	Whirlpool	HYUNDAI	Z	Google	LUX INDUSTRIES LIMITED	BAJAJ
ICICI Bank	ITC Limited	Cadbury	LG	RENAULT	SONY SAB	OLX	Manyavar	
State Bank of India	Hindustan Unilever Limited	LLOYD	SAMSUNG	TOYOTA	HBO	flipkart.com	WOODLAND	hindware
RELIANCE Capital	PARLE		VIDEOCON		STAR	YEP ME	AMERICAN TOURISTER	Dior
HDFC Life	WILD STONE it happens	SONATA A TATA Product	Panasonic ideas for life	Mercedes-Benz	SONY ENTERTAINMENT	!dea	Reliance Industries Limited	hp
SBI Life INSURANCE With Us, You're Sure	P&G	Himalaya WELLNESS SINCE 1930	PHILIPS	Hero	viacom 18	airtel	dishtv	GRT JEWELLERS
बैंक ऑफ़ इंडिया Bank of India Relationships beyond banking	Ramdev SINCE 1965	Sleepwell	Godrej	TVS	SONY PIX	jio	Mankind Serving Life	
LIC	Coca-Cola	VEGA	SYSKA LED LIGHT YEARS AHEAD	BAJAJ	EROS NOW	Justdial India's No.1 local search engine	JABONG.COM	Lalitha
Bank of Baroda								

OUTLOOK
CONTENT PIPELINE

Captain America: Civil War
Release Date: 6th May 2016
Cast: Chris Evans, Scarlett Johansson, Elizabeth Olsen, Robert Downey Jr, Jeremy Reener
Director: Anthony Russo
Banner: Marvel Studios, Marvel Entertainment



Azhar
Release Date: 13th May 2016
Cast: Emraan Hashmi, Prachi Desai, Nimrat Kaur, Gautam Gulati
Director: Tony Dsouza
Banner: Balaji Motion Pictures, MSM Motion Pictures



Sarbjit
Release Date: 19th May 2016
Cast: Aishwarya Rai Bachchan, Randeep Hooda
Director: Omung Kumar
Banner: Pooja Entertainment India Ltd., T-Series Super Cassettes Industries Ltd.

X Men : Apocalypse
Release Date: 20th May 2016
Cast: Hugh Jackman, Nocholas Hoult, Jennifer Lawrence, Channing Tatum
Director: Bryan Singer
Banner: 20th Century Fox, Marvel Entertainment, Bad Hat Harry Productions, TSG Entertainment

Actual release dates may vary

OUTLOOK
CONTENT PIPELINE



Housefull 3
Release Date: 3rd June 2016
Cast: Akshay Kumar, Abhishek Bachchan, Ritesh Deshmukh, Kirti Sanon
Director: Sajid Farhad
Banner: Eros International
Nadiadwala Grandson Entertainment



The Conjuring 2
Release Date: 10th June 2016
Cast: Patrick Wilson, Vera Farmiga, Franceso Connor
Director: James Waan
Banner: New Line Cinema, The Safran Company, Atomic Monster, Dune Entertainment

Udta Punjab
Release Date: 17th June 2016
Cast: Shahid Kapoor, Alia Bhatt, Kareena Kapoor
Director: Abhishek Chaubey
Banner: Phantom Productions
Balaji Motion Pictures



Independence Day Resurgence
Release Date: 24th June 2016
Cast: Liam Hemsworth, Joey King, Jeff Goldbum
Director: Roland Emmirech
Banner: Centropolis Entertainment
TSG Entertainment
Electric Entertainment

Actual release dates may vary

OUTLOOK
CONTENT PIPELINE

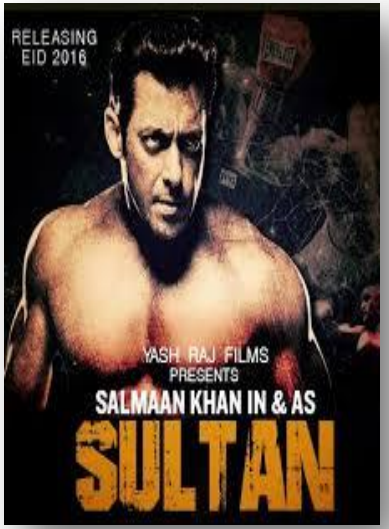

Sultan
Release Date: 6th July 2016
Cast: Salman Khan, Anushka Sharma
Director: Ali Abbas Zafar
Banner: Yash Raj Films

Star Trek Beyond
Release Date: 22nd July 2016
Cast: Simon Pegg, Zoe Saldanha, Idris Elba, Chris Pine
Director: Justin Lin
Banner: Viacom 18



Dishoom
Release Date: 29th July 2016
Cast: Varun Dhawan, John Abraham, Jacquiline Fernandes
Director: Rohit Dhavan
Banner: Naiadwala Grandson Entertainment

Jagga Jasoos
Release Date: July 2016
Cast: Ranbir Kapoor, Katrina Kaif
Director: Anurag Basu
Banner: UTV Software Communications

Actual release dates may vary

OUTLOOK
CONTENT PIPELINE



Mohenjo Daro
Release Date: 12th August 2016
Cast: Hrithik Roshan, Sonakshi Sinha, Pooja Hegde
Director: Ashutosh Gowarikar
Banner: Ashutosh Gowarikar Productions



Rustom
Release Date: 12th August 2016
Cast: Akshay Kumar
Director: Tinu Suresh Desai
Banner: Zee Studios

A flying Jatt
Release Date: 25th August 2016
Cast: Tiger Shroff, Jacqueline Fernandez, Nathan Jones
Director: Remo Dsouza
Banner: Balaji Motion Pictures

Mechanic: Resurrection
Release Date: 26th August 2016
Cast: Jason Statham, Jessica Alba, Tommy Lee Jones, Michelle Yeoh
Director: Dennis Gansel
Banner: PVR Pictures Ltd

Actual release dates may vary

OUTLOOK
CONTENT PIPELINE



M.S.Dhoni - The Untold Biopic
Release Date: 2nd September 2016
Cast: Sushant Singh Rajput
Director: Neeraj Pandey
Banner: Fox Star Studios

Bar Bar Dekho
Release Date: 9th September 2016
Cast: Katrina Kaif, Siddharth Malhotra
Director: Nitya Mehra
Banner: Eros International

Pink
Release Date: 16th September 2016
Cast: Amitabh Bachchan, Tapsee Punnu, Andrea Triang
Director: Anirudha Roy Choudhary
Banner: Rising Sun Films

Rangoon
Release Date: 30th September 2016
Cast: Saif Ali Khan, Shahid Kapoor, Kangana Ranaut
Director: Vishal Bhardwaj
Banner: Viacom 18

Actual release dates may vary

PER SCREEN ECONOMICS – SIGNIFICANT SCOPE FOR ROCE IMPROVEMENT

INOX LIVE THE MOVIE

Per Screen Economics: (In Rs Mn)	
ATP (Rs)	170
SPH (Rs)	59
Footfalls (Mn) @ 30% Occupancy	1,38,000
Revenue from Operations	**35.4**
Box Office Revenue (GBOC)	23.5
Food & Beverages	7.0
Advertising Income	3.0
Other Revenues	2.0
Costs:	
Entertainment Tax @ 19%	4.7
Distributors' Share @ 36.5% of GBOC	8.2
Other Exhibition Cost	0.2
Food & Beverages Cost	1.7
Property Rent, Conducting Fees	4.3
CAM, Power & Fuel, R&M	4.3
Employee Benefits Expense (excluding corporate overheads)	1.2
Other Overheads	4.6
EBITDA	**6.1**
EBITDA Margin %	**17.3%**
Depreciation	1.5
EBIT	**4.6**
Gross Capex	20.0
Working Capital	0.0
Capital Employed	**20.0**
ROCE %	**23.0%**

Per Screen Economics:	
% Breakup of Revenues	
Box Office Collections	65% - 66%
Food & Beverages	19% - 20%
Advertising Income	8% - 9%
Other Income	5% - 6%

Per Screen Economics: (In Rs Mn)	
Fixed Costs - ~ 50-51% of total costs	14.4
Contribution (Sales – Variable costs)	20.6
Breakeven Contribution (to cover fixed costs)	14.4
Breakeven Revenues	24.8
Breakeven GBOC	16.5
Breakeven Footfalls	**97,000**
Breakeven Occupancy %	**21%**

Per Screen Economics:

- **Long term steady occupancy levels of ~ 30% and stable ATP.**
- **Gradually improving share of F&B and advertising revenues.**
- **EBITDA margins per screen of ~17% - 18%.**
- **ROCE per screen of ~ 20 - 25%.**
- **Significant scope for improvement in ROCE per screen driven by increasing share of F&B revenues (~75% contribution) and advertising revenues (~95% contribution) in the future.**

SHAREHOLDING STRUCTURE

INOX LIVE THE MOVIE

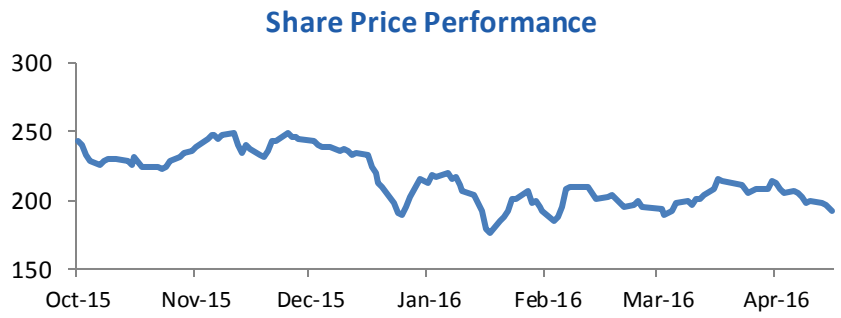

Source: BSE

Market Data	As on 13.05.16 (BSE)
Market capitalization (Rs Mn)	18,548.8
Price (Rs.)	192.2
No. of shares outstanding (Mn)	96.5
Face Value (Rs.)	10.0
52 week High-Low (Rs.)	276.3 – 145.0

% Shareholding – March 2016

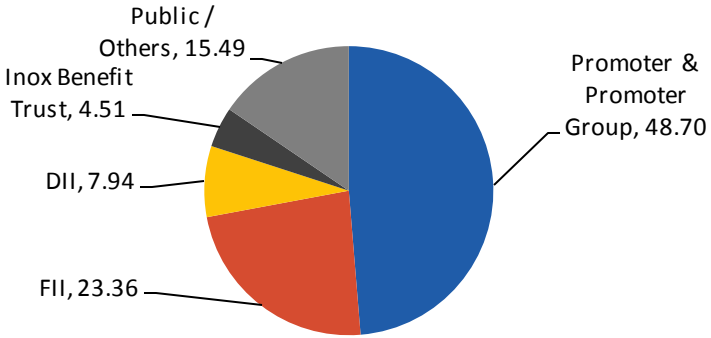

Source: Company

* Shares held under Inox Benefit Trust reflect the Treasury Shares

Key Institutional Investors at March 2016	% Holding
Goldman Sachs India	4.74%
Macquarie Asia	4.27%
Kuwait Investment Authority Fund	4.10%
Tata MF	2.80%
Government Pension Fund Global	2.49%
ICICI Prudential MF	1.97%
Aperios Funds	1.87%
Reliance MF	1.83%
Morgan Stanley	1.63%
Sundaram MF	1.31%

Source: BSE

FOR FURTHER QUERIES:

THANK YOU

Nayana Borthakur
General Manager - Brand & Corporate Communication
Contact No: +9122 4062 6900
Email: contact@inoxmovies.com

Nilesh Dalvi / Kapil Jagasia
IR Consultant
Contact No:+91 9819289131 / 9819033209
Email ID: nilesh.dalvi@dickensonir.com
kapil.jagasia@dickensonir.com

ANNEXURE

DETAILED FINANCIALS

CONSOLIDATED P&L STATEMENT

INOX LIVE THE MOVIE

Particulars (In Rs Mn)	Q4 FY16	Q4 FY15	YoY %	Q3 FY16	QoQ %	FY16	FY15	YoY %
Revenue from Operations	**2,869.2**	**2,177.5**	**31.8%**	**3,417.1**	**-16.0%**	**13,326.9**	**10,168.1**	**31.1%**
Entertainment Tax	356.1	227.6	56.4%	444.0	-19.8%	1,738.1	1,214.5	43.1%
Exhibition Cost (Distributor Share)	689.4	477.5	44.4%	845.4	-18.5%	3,253.0	2,493.2	30.5%
Food & Beverages Cost	141.8	103.5	37.0%	159.5	-11.1%	661.1	495.5	33.4%
Employee Benefits Expense	182.5	169.9	7.4%	200.2	-8.8%	746.6	658.2	13.4%
Property Rent, Conducting Fees and Common Facility Charges	541.1	466.3	16.0%	523.9	3.3%	2,070.6	1,757.8	17.8%
Other Expenses	807.8	627.6	28.7%	715.8	12.9%	2,958.3	2,321.2	27.4%
EBITDA	**150.5**	**105.1**	**43.2%**	**528.3**	**-71.5%**	**1,899.1**	**1,227.7**	**54.7%**
EBITDA Margin % (Gross Revenues)	***5.2%***	***4.8%***	***42bps***	***15.5%***	***-1022bps***	***14.3%***	***12.1%***	***218bps***
EBITDA Margin % (Net Revenues)	***6.0%***	***5.4%***	***60bps***	***17.8%***	***-1178bps***	***16.4%***	***13.7%***	***268bps***
Depreciation & Amortisation	207.3	181.0	14.5%	200.9	3.2%	802.9	758.4	5.9%
Other Income	15.6	26.0	-40.1%	9.2	69.4%	43.2	82.7	-47.7%
Finance Cost	59.1	82.7	-28.6%	61.4	-3.8%	244.2	386.1	-36.8%
Exceptional Items	0.0	1.0	-	49.6	-	49.6	6.0	726.7%
PBT	**-100.3**	**-133.6**	**24.9%**	**225.6**	**-144.4%**	**845.7**	**159.9**	**428.9%**
Tax Expense	-261.4	-93.0	-181.1%	69.5	-476.2%	70.8	-40.5	274.9%
PAT	**161.2**	**-40.6**	**-**	**156.1**	**3.2%**	**774.9**	**200.4**	**286.7%**
PAT Margin %	***5.6%***	***-1.9%***	***748bps***	***4.6%***	***105bps***	***5.8%***	***2.0%***	***384bps***
Earnings Per Share (EPS) (Basic)	**1.76**	**-**	**-**	**1.69**	**-**	**8.44**	**2.18**	**287.2%**

DETAILED FINANCIALS

CONSOLIDATED BALANCE SHEET

INOX LIVE THE MOVIE

Particulars (In Rs Mn)	MARCH-16	MARCH-15
Share Holders' Funds:		
Equity Share Capital	961.6	961.6
Reserves and Surplus	5,272.7	6,127.0
Interest in Inox Benefit Trust	-326.7	-326.7
Total of Shareholder Funds	**5,907.6**	**6,761.9**
Non-Current Liabilities:		
Long Term Borrowings	2,169.3	2,005.1
Deferred Tax Liabilities (Net)	58.6	243.2
Other Long Term Liabilities	23.5	43.3
Long Term Provisions	77.8	61.3
Total of Non-Current Liabilities	**2,329.2**	**2,352.9**
Current Liabilities:		
Short-Term Borrowings	251.3	147.0
Trade Payables	733.1	784.1
Other Current Liabilities	887.2	1,014.1
Short-Term Provisions	169.4	155.0
Total of Current Liabilities	**2,040.9**	**2,100.2**
Total Equity & Liabilities	**10,277.7**	**11,215.0**

Particulars (In Rs Mn)	MARCH-16	MARCH-15
Goodwill on Consolidation	4.2	1,652.1
Non-Current Assets:		
Fixed Assets (Incl. CWIP)	7,043.4	6,681.1
Non-Current Investments	11.1	7.1
Long-Term Loans and Advances	1,938.4	1,813.0
Other Non-Current Assets	128.1	39.6
Total Non-Current Assets	**9,121.0**	**8,540.8**
Current Assets:		
Current Investments	155.3	64.1
Inventories	68.5	75.9
Trade Receivables	535.0	623.2
Cash and Bank Balances	270.8	134.4
Short-Term Loans and Advances	108.3	106.8
Other Current Assets	14.7	17.7
Total Current Assets	**1,152.5**	**1,022.2**
Total Assets	**10,277.7**	**11,215.0**