INOX
LIVE THE MOVIE

16th September, 2016

To,
The Secretary
BSE Limited
P J Towers,
Dalal Street,
Mumbai – 400 001

Stock Code: 532706

The Manager
National Stock Exchange of India Limited
Exchange Plaza, 5th Floor, Plot No C/1,
G Block, Bandra – Kurla Complex,
Bandra (East), Mumbai – 400 051

Stock Code: INOXLEISUR

Dear Sir / Madam,

Sub: Disclosure of Material Event / Information under Regulation 30 of SEBI (Listing Obligations and Disclosure Requirements) Regulations, 2015 – Schedule of Analyst / Institutional Investor Meeting

Further to our letter dated 13th September 2016 we wish to inform you about change in the Schedule of Meetings / Calls with Analysts and / or Investors. The revised Schedule is given herein below.

Sr. No.	Name of the Analyst / Investor	Type of Meeting/ Call	Date of Meeting	Location
1.	DSP Blackrock MF	Meeting	Monday, 19th September, 2016 at 10.00 AM	Mumbai
2.	Steinberg Investment Advisors	Meeting	Monday, 19th September, 2016 at 11.00 AM	Mumbai
3.	HSBC Securities, Centrum Broking, DHFL, Pramerica MF, Kotak AMC, Traurus MF	Group Meeting	Monday, 19th September, 2016 at 12.00 Noon	Mumbai
4.	Locus Investments Group	Call	Monday, 19th September, 2016 at 02.00 PM	Mumbai
5.	Emkay Broking	Meeting	Monday, 19th September, 2016 at 03.00 PM	Mumbai
6.	IDBI Capital	Meeting	Monday, 19th September, 2016 at 04.00 PM	Mumbai

Note: The above schedule may undergo a change due to exigencies on the part of the Investors/ Company.

A copy of the Investor Presentation we propose to make during the Meeting(s) is enclosed and the said Investor Presentation has also been uploaded on the Company's Website at https://www.inoxmovies.com/Corporate.aspx?Section=3

We request you to kindly take the same on record.

Thanking You,
Yours faithfully,
For Inox Leisure Limited

Dhanraj Mulki
Company Secretary &
Vice President – Legal

Encl.: As above

INOX LEISURE LTD.
5th Floor, Viraj Towers, Next to Andheri Flyover, Western Express Highway, Andheri (East), Mumbai 400 093, India.
Tel (91 22) 4062 6900 • Fax (91 22) 4062 6999 • E: contact@inoxmovies.com • www.inoxmovies.com

Registered Office : ABS Towers, Old Padra Road, Vadodara 390 007 • Tel (91 265) 6198111 • Fax (91 265) 2310312 • CIN: L92199GJ1999PLC044045

INOX LEISURE LIMITED

INOX

LIVE THE MOVIE

INVESTOR PRESENTATION
AUGUST 2016



DISCLAIMER

This presentation and the following discussion may contain "forward looking statements" by Inox Leisure Limited ("ILL" or "the Company") that are not historical in nature. These forward looking statements, which may include statements relating to future state of affairs, results of operations, financial condition, business prospects, plans and objectives, are based on the current beliefs, assumptions, expectations, estimates, and projections of the management of ILL about the business, industry and markets in which ILL operates.

These statements are not guarantees of future performance, and are subject to known and unknown risks, uncertainties, and other factors, some of which are beyond ILL's control and difficult to predict, that could cause actual results, performance or achievements to differ materially from those in the forward looking statements.

Such statements are not, and should not be construed, as a representation as to future performance or achievements of ILL. In particular, such statements should not be regarded as a projection of future performance of ILL. It should be noted that the actual performance or achievements of ILL may vary significantly from such statements.

DISCUSSION SUMMARY

- INDUSTRY OVERVIEW
- COMPANY OVERVIEW
- COMPETITIVE ADVANTAGE AND OUTLOOK
- PER SCREEN ECONOMICS
- SHAREHOLDING STRUCTURE
- ANNEXURE
  - DETAILED FINANCIALS

INDUSTRY OVERVIEW

INDIAN FILM EXHIBITION INDUSTRY

STRONG FUNDAMENTALS, LARGELY UNDER-SCREENED, HUGE GROWTH POTENTIAL

INOX LIVE THE MOVIE

2nd HIGHEST NUMBER OF THEATRE FOOTFALLS IN THE WORLD

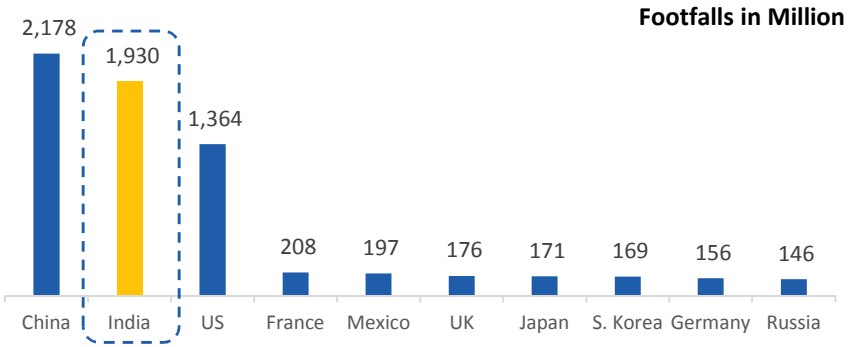

HIGHEST NUMBER OF FILM RELEASES IN THE WORLD

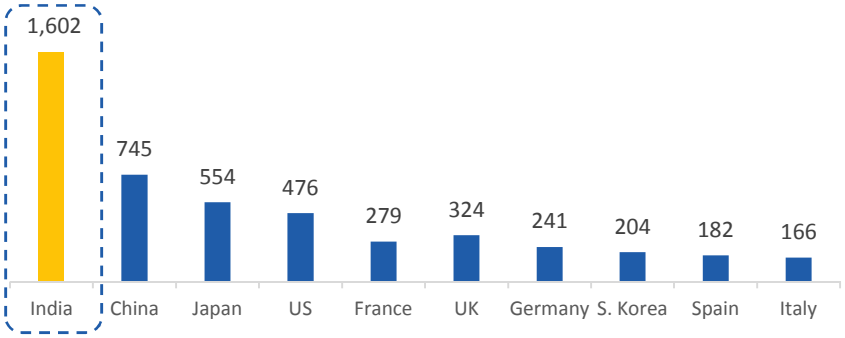

HOWEVER, INDIA'S SCREEN DENSITY IS ONE OF THE LOWEST

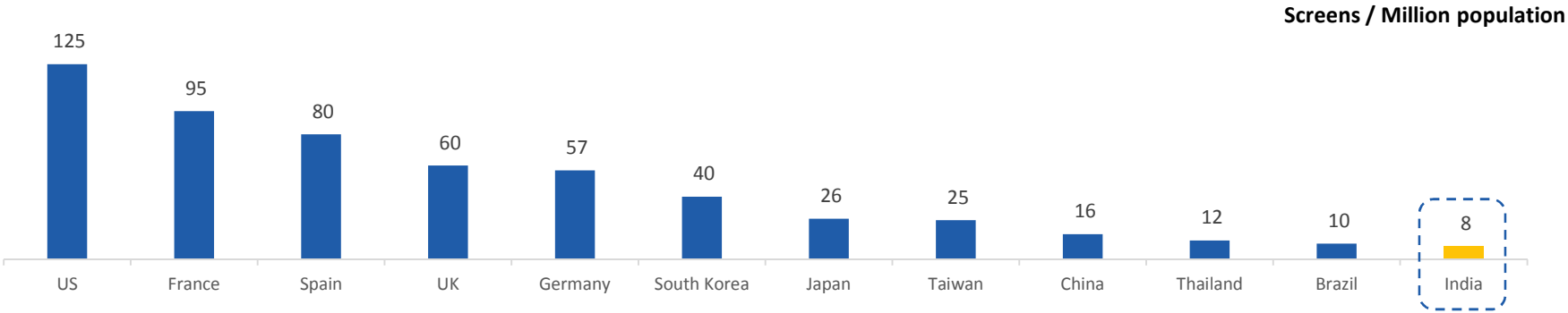

Source: CRISIL Report, FICCI Whitepaper on Screen Density in India

INDIAN FILM EXHIBITION INDUSTRY
STEADY PERFORMANCE AND RESILIENCE

INOX LIVE THE MOVIE

INDIAN FILM INDUSTRY DISPLAYS STEADY PERFORMANCE TRENDS

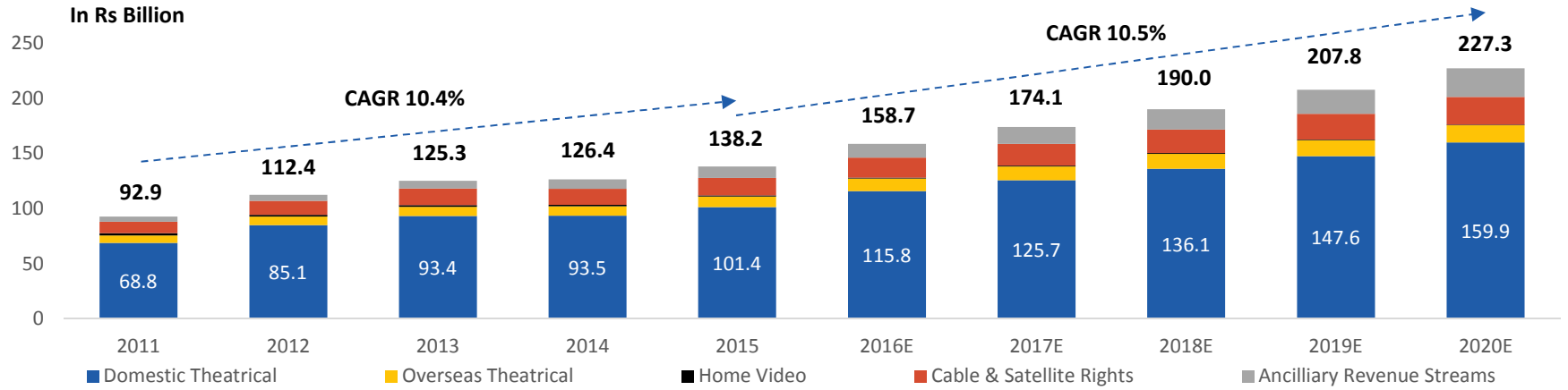

DOMESTIC THEATRICALS CONTINUE TO REMAIN THE MAJOR REVENUE CONTRIBUTOR

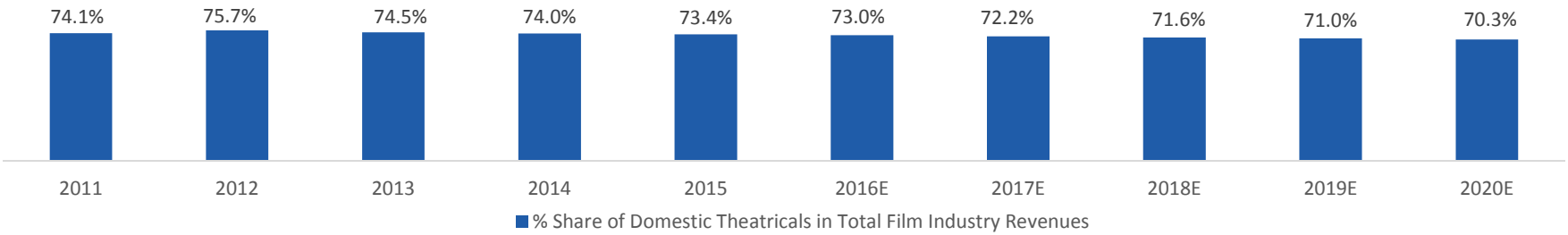

Source: FICCI-KPMG 2016 Report

INDIAN FILM EXHIBITION INDUSTRY
MULTIPLEXES WITNESSING RAPID GROWTH

INOX
LIVE THE MOVIE

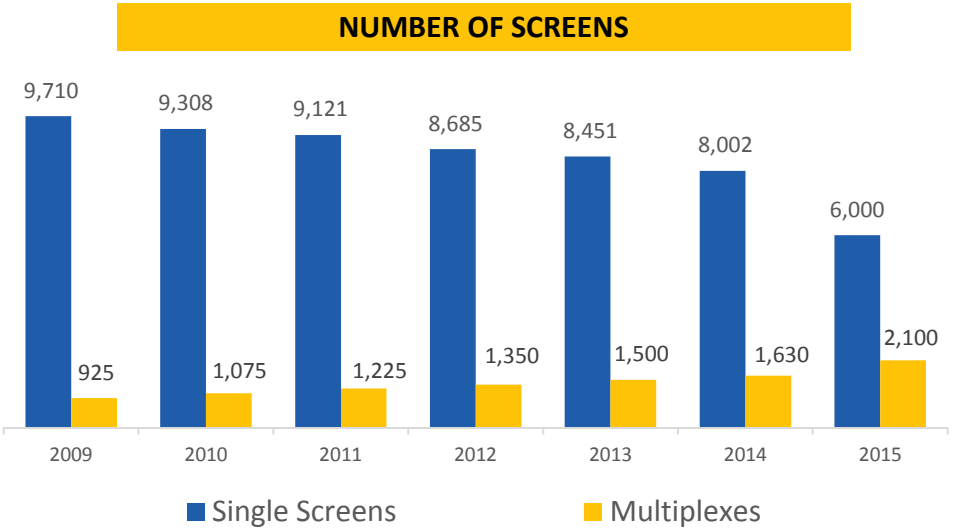

Multiplexes currently account for

~ 26% market share of the screens,

however account for

more than 40% of box office collections

FACTORS DRIVING GROWTH IN MULTIPLEXES:

- Superior location, destination and parking facilities.
- State of art equipment (high quality video and audio), superior interiors, ambience and service.
- Multiple screens in one location offer a wider variety of content to the patrons. Further, different screen sizes provide programming flexibility. This results in higher occupancy ratios.
- Strong demographics, rising disposable incomes and discretionary spends.

Source: CRISIL Report, FICCI-KMPG Report 2016

INDIAN FILM EXHIBITION INDUSTRY

MULTIPLEX INDUSTRY IS IN CONSOLIDATION PHASE

The Indian multiplex industry has undergone significant consolidation over last decade.

Industry leaders have grown not only through organic screen additions, but also through acquisition of smaller regional multiplex chains and single screen players.

As a result of this consolidation, the top four players account for ~ 70% of multiplex screens.

NUMBER OF SCREENS

As on 30th June 2016

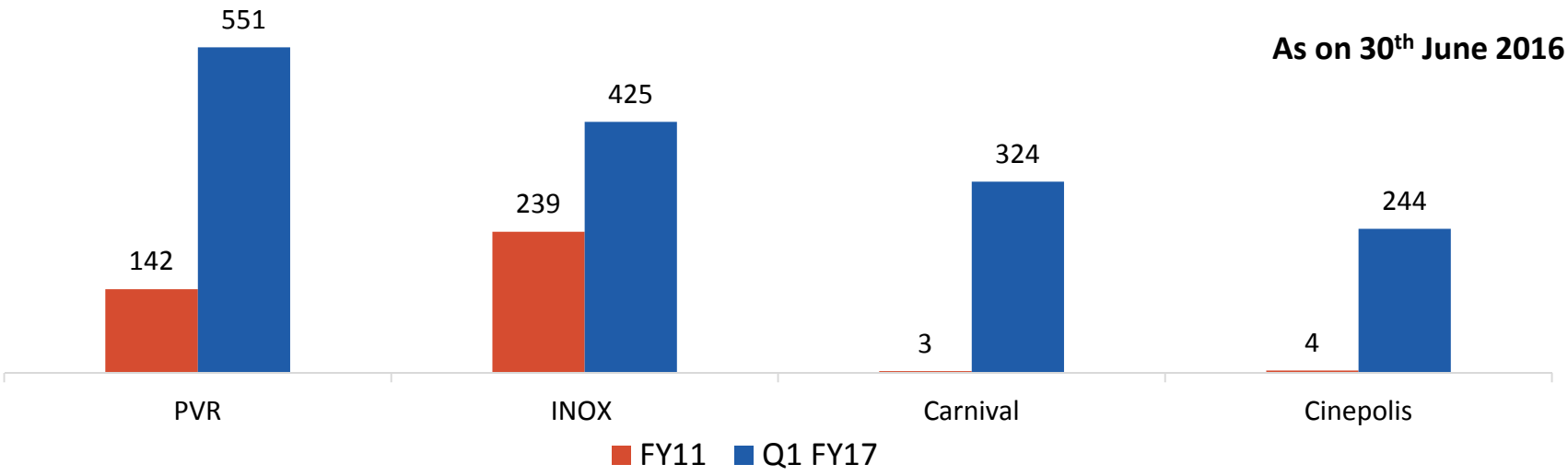

INDIAN FILM EXHIBITION INDUSTRY
INCREASING NUMBER OF INR 1 BN + MOVIES

INOX
LIVE THE MOVIE

WIDER SCREEN RELEASES

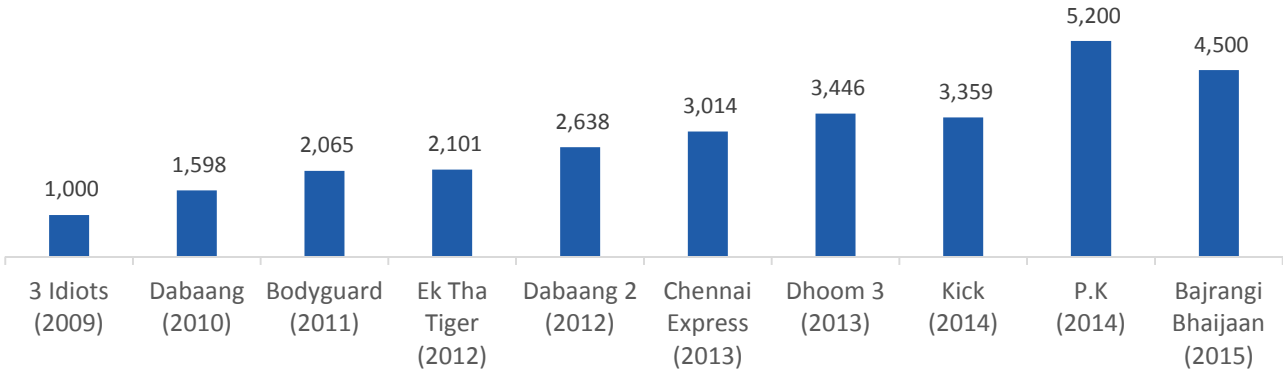

HIGHER NUMBER OF INR 1 BN + MOVIES

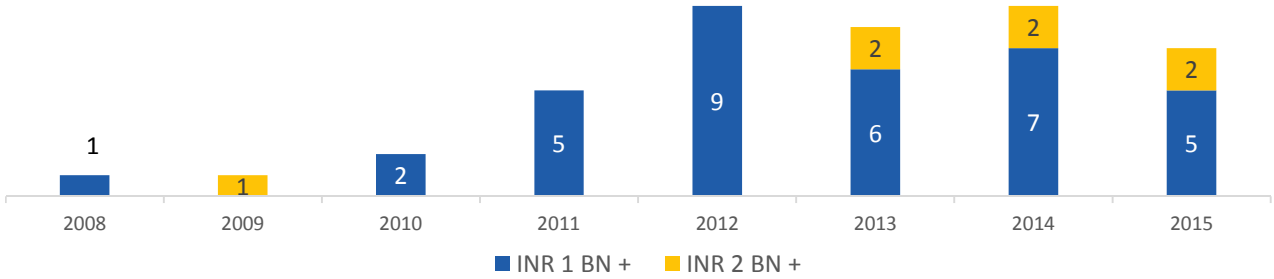

INCREASING NUMBER OF MOVIES ARE GENERATING MORE THAN RS 1 BN IN NET BOX OFFICE COLLECTIONS DRIVEN BY WIDER SCREEN RELEASES AND IMPROVING CONTENT QUALITY

Source: Industry

COMPANY OVERVIEW



COMPANY OVERVIEW

TRACK RECORD OF AGGRESSIVE EXPANSION

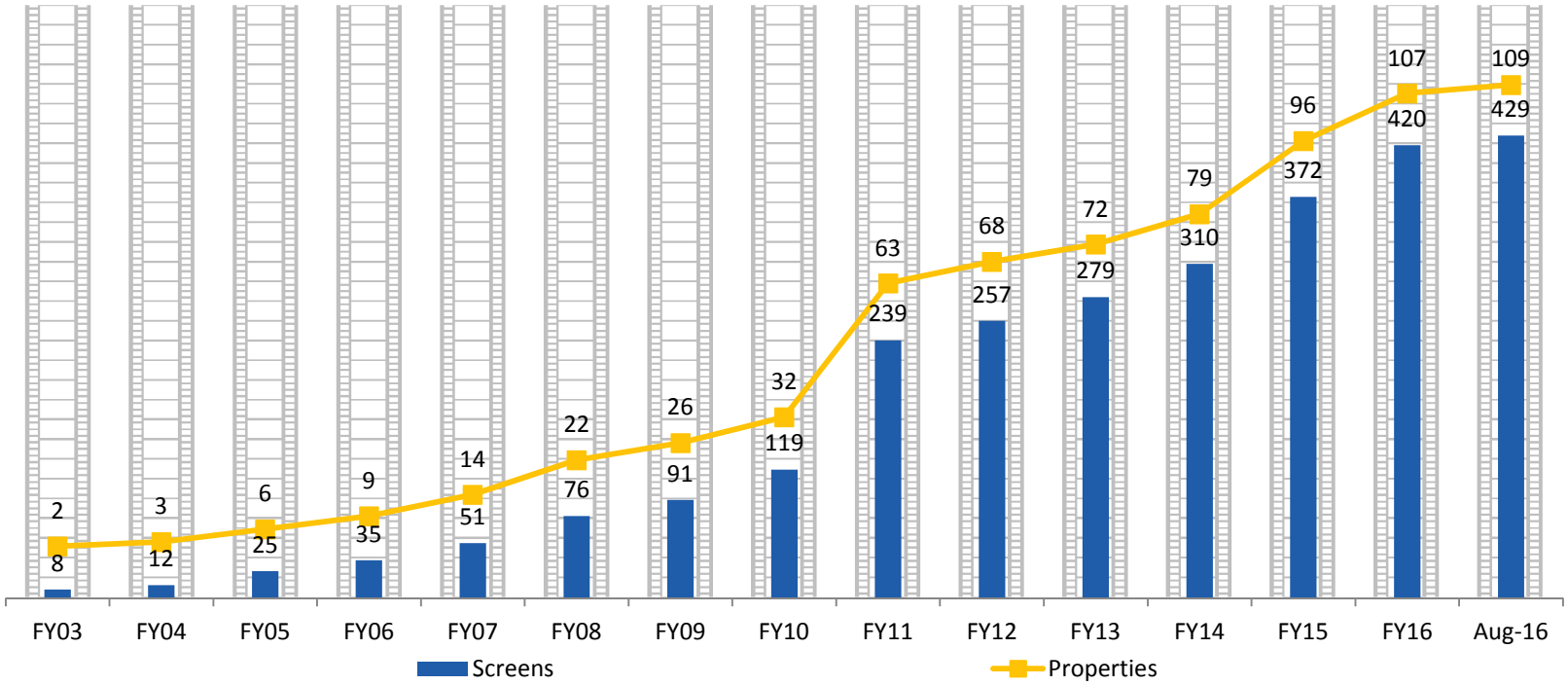

ON AN AVERAGE ADDITION OF 3 SCREENS EVERY MONTH OVER THE LAST DECADE

Note: Includes Acquisition of 1. 89 Cinemas in FY08, 2. Fame India in FY11, 3. Satyam Cineplexes in FY15

PAN INDIA PRESENCE

INOX
LIVE THE MOVIE

ONE OF THE LARGEST MULTIPLEX CHAIN OPERATOR IN INDIA

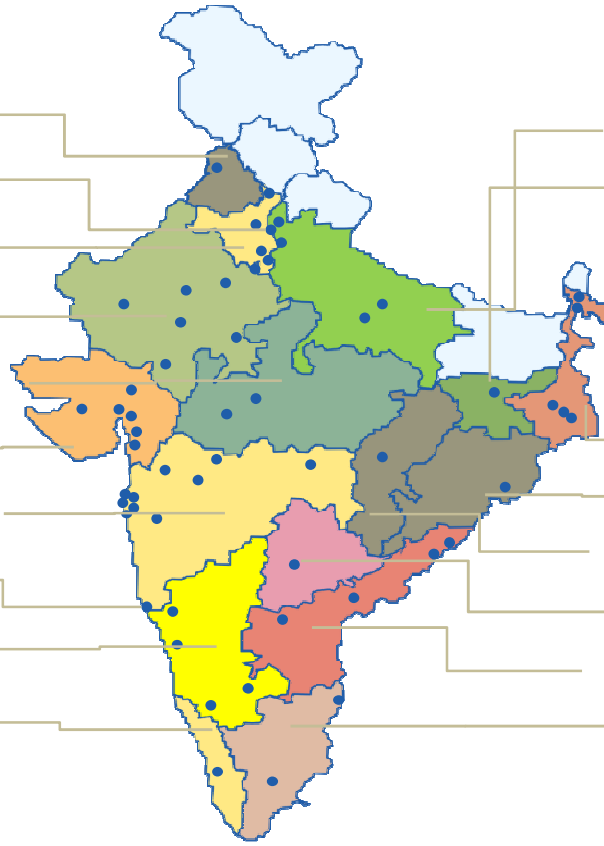

PUNJAB | 1 Property | 6 Screens

DELHI | 4 Properties | 13 Screens

HARYANA | 5 Properties | 16 Screens

RAJASTHAN | 12 Properties | 39 Screens

MADHYA PRADESH | 4 Properties | 16 Screens

GUJARAT | 11 Properties | 44 Screens

MAHARASHTRA | 22 Properties | 96 Screens

GOA | 4 Property | 14 Screens

KARNATAKA |11 Properties | 41 Screens

KERALA |1 Property | 6 Screens

UTTAR PRADESH | 4 Properties | 16 Screens

JHARKHAND | 1 Property | 4 Screens

Assam | 1 Properties | 2 Screens

WEST BENGAL | 13 Properties | 52 Screens

ODISHA | 1 Property | 3 Screens

CHHATTISGARH | 2 Properties | 8 Screens

TELANGANA | 2 Properties | 11 Screens

ANDHRA PRADESH | 7 Properties | 28 Screens

TAMIL NADU | 3 Properties | 14 Screens

19
States

57
Cities

109
Properties

429
Screens

110,267
Seats

Includes 7 management properties with 23 screens and 5,763 seats

COMPANY OVERVIEW
OUR MARQUEE PROPERTIES

INOX
LIVE THE MOVIE

Kolkatta Quest

Bengaluru Magrath Road

Hyderabad GVK

Mumbai Malad

FINANCIAL SUMMARY – LAST 5 YEARS

INOX LIVE THE MOVIE

Financial Summary is as per IGAAP

REVENUES

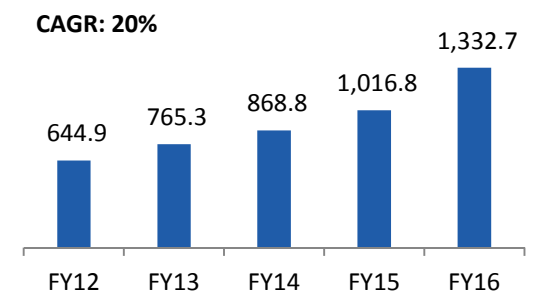

EBITDA & EBITDA MARGIN

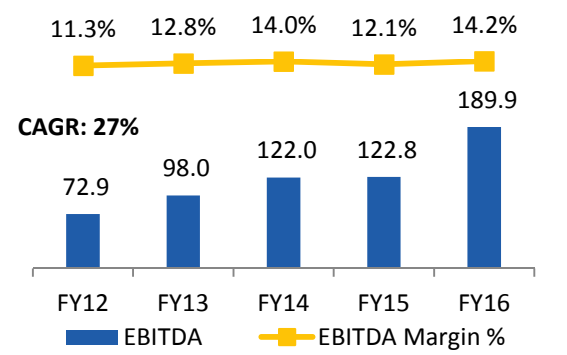

PAT & PAT MARGIN

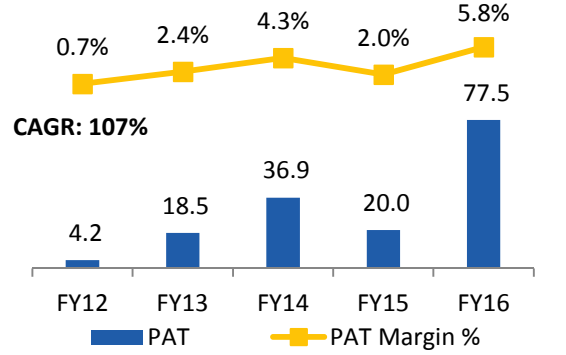

REVENUES - SEGMENT BREAKUP

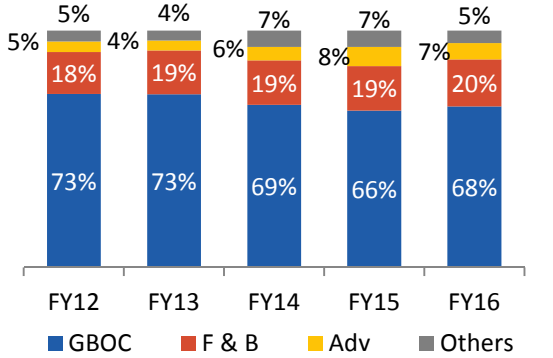

LEVERAGE ANALYSIS

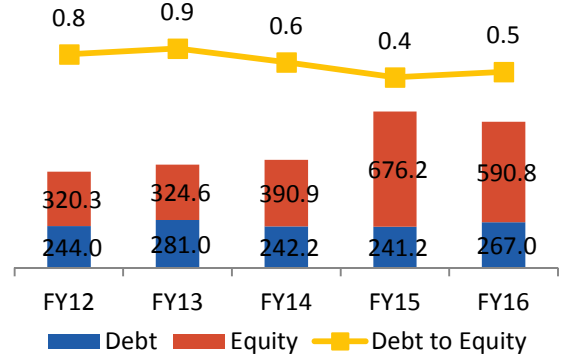

RETURN METRICS

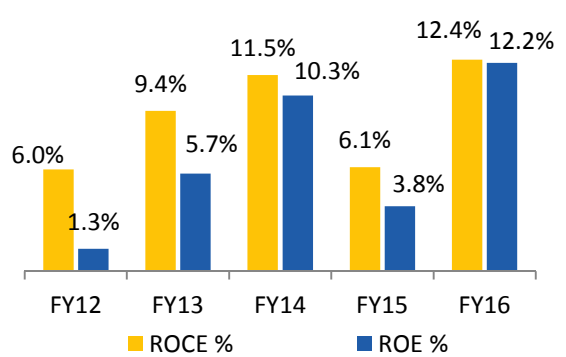

In Rs Cr

ROE: PAT/Avg. Equity, ROCE: EBIT/Avg. Capital Employed [(Capital Employed = Equity + Total Debt)

COMPANY OVERVIEW

LAST 5 YEARS - OPERATIONAL SUMMARY

INOX LIVE THE MOVIE

FOOTFALLS & OCCUPANCY RATE

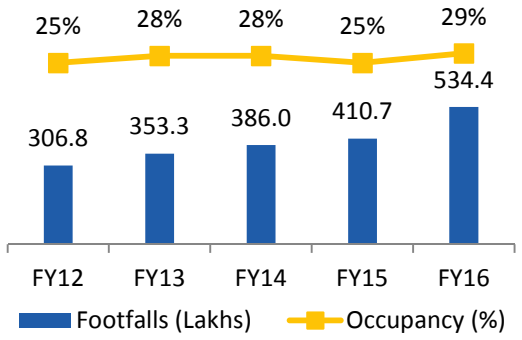

F & B - SPEND PER HEAD (SPH) (Rs)

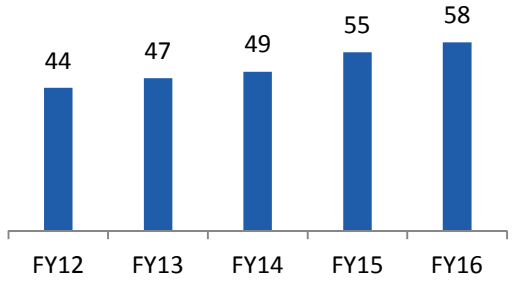

ADV REV PER OPERATING SCREEN (Rs Lakhs)

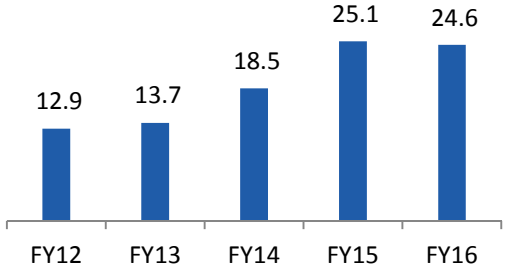

AVERAGE TICKET PRICE (ATP) (Rs)

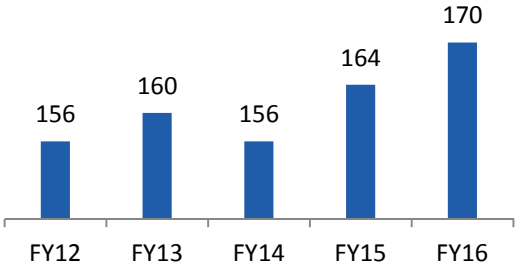

F & B – NET CONTRIBUTION (%)

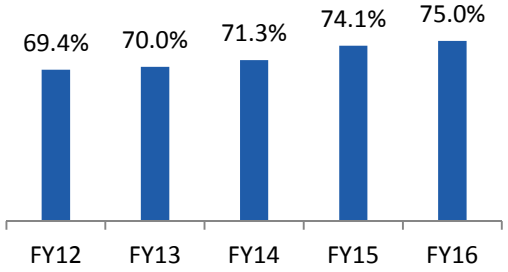

OTHER REV PER OPERATING SCREEN (Rs Lakhs)

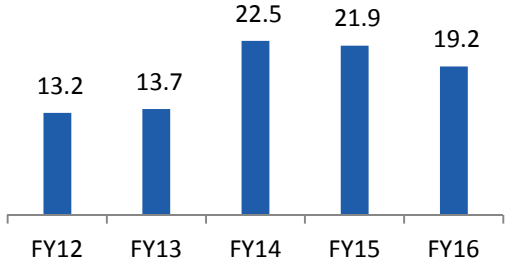

Note: All the above charts exclude managed properties.

COMPANY OVERVIEW

LAST 5 YEARS - OPERATIONAL SUMMARY

Operational Summary is as per IGAAP

ENTERTAINMENT TAX (%)

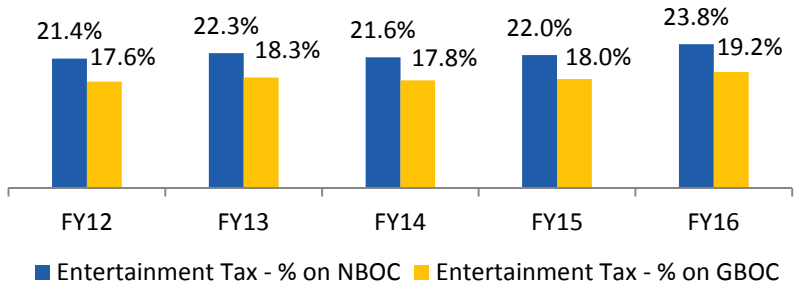

FILM DISTRIBUTOR SHARE (%)

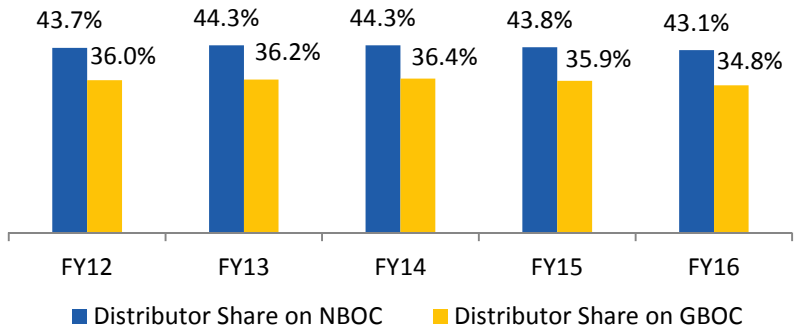

OTHER OVERHEADS PER OPERATING SCREEN (Rs Lakhs)

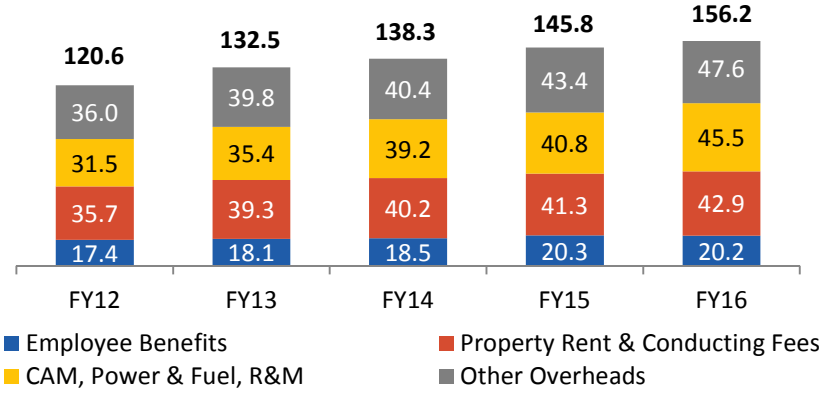

NBOC (Net Box Office Collections)
GBOC (Gross Box Office Collections)

COMPETITIVE ADVANTAGE AND OUTLOOK



COMPETITIVE ADVANTAGES

INOX
LIVE THE MOVIE

- Strong Promoter Group
- Under-leveraged Balance Sheet With Further Scope For Dilution
- Well Diversified Presence Across India
- Strong New Screens Pipeline
- State Of The Art Technology, Unmatched Service And Ambience
- Strong Brand Partnerships

GROUP OVERVIEW
STRONG PEDIGREE

- **Strong legacy of more than 80 years.**
- **Diversified businesses across industrial gases, engineering plastics, refrigerants, chemicals, cryogenic engineering, renewable energy and entertainment sectors.**
- **More than 8,000 employees at more than 100 business units across India.**
- **Distribution network spread across more than 50 countries around the world.**

Listed Companies

Gujarat Fluorochemicals Limited

Mcap: Rs 6,577.8 cr

- Largest producer of chloromethanes, refrigerants and Polytetrafluoroethylene in India
- Pioneer of carbon credits in India

Inox Wind Limited

Mcap: Rs 4,186.5 cr

- Fully integrated player in the wind energy market
- State-of-the-art manufacturing plants near Ahmedabad (Gujarat) and at Una (Himachal Pradesh) and upcoming new facility in Madhya Pradesh
- Ability to provide end-to-end turnkey solutions for wind farms

Inox Leisure Limited

Mcap: Rs 2,664.6 cr

- Second largest multiplex chain in India
- In the business of setting up, operating and managing a national chain of multiplexes under the brand name 'INOX'
- Present in 57 cities with 109 multiplexes and 429 screens

Other Key Companies

Inox Air Products Private Limited

- 50:50 joint venture with Air Products Inc., USA
- Largest producer of industrial gases in India
- 40 plants spread throughout the country

Inox India Private Limited

- Largest producer of cryogenic liquid storage and transport tanks in India
- Offers comprehensive solutions in cryogenic storage, vaporization and distribution engineering
- Has operations in India, USA, Canada, The Netherlands and Brazil

Inox Renewables Limited

- Engaged in the business of setting up and operating of wind farms
- 213 MW operational capacity in 3 different states with another 20 MW ready for commissioning

STRONG SPONSORSHIP OF INOX GROUP - RECOGNIZED AND TRUSTED CORPORATE GROUP

COMPETITIVE ADVANTAGE

UNDER-LEVERAGED BALANCE SHEET WITH FURTHER SCOPE FOR DILUTION

INOX LIVE THE MOVIE

Particulars (In Rs Crore)	FY16	FY15
Total of Shareholder funds	590.76	676.19
Share Capital	**96.16**	**96.16**
Reserves & Surplus	527.27	612.70
Interest in Inox Benefit Trust, at cost	-32.67	-32.67
Total Debt	267.04	241.19
Other Non-Current Liabilities	**15.99**	**34.79**
Total Sources of Funds	**873.79**	**952.17**
Goodwill on Consolidation *	0.42	165.21
Fixed Assets	**704.34**	**668.11**
Other Non-Current Assets	207.76	185.97
Current Assets	115.25	102.21
Less: Current Liabilities	153.98	169.33
Net Current Assets	**-38.73**	**-67.12**
Total Assets	**873.79**	**952.17**

* Reflects the impact of Acquisition of Satyam Cineplexes Ltd.

Key Balance sheet Ratios	FY16	FY15
Net Debt : Equity	**0.4**	**0.3**
Return on Equity (ROE)	**12.2%**	**3.8%**
Return on Capital Employed (ROCE)	**12.4%**	**6.1%**

ROE: PAT/Avg. Equity, ROCE: EBIT/Avg. Capital Employed [(Capital Employed = Equity + Total Debt)

Strong Balance Sheet → **Low Leverage Net D/E: 0.4x**

Treasury Stock in Inox Benefit Trust → **Rs 120.1 cr at Current Market Price ****

7 Owned Properties, with Market Value Significantly Higher than Book Value → **Inherent Strength in Asset Base**

Promoters Stake → **48.7%**

Potential To Grow Aggressively Without Any Significant Stress On Balance Sheet

Balance Sheet Analysis is as per IGAAP

** As on 26th August 2016

COMPANY OVERVIEW
PAN INDIA PRESENCE

Well Diversified Distribution of Multiplexes across India

Access to Wide Variety of Regional Content

Lower Dependency on Hindi and English Content

57 Cities

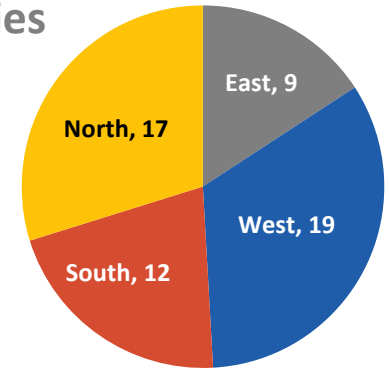

109 Properties

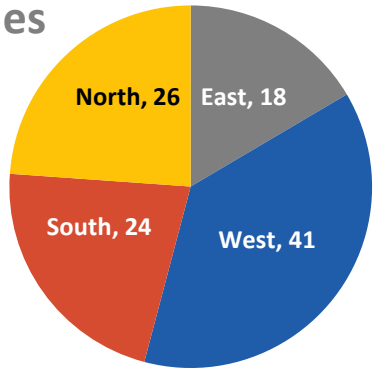

425 Screens

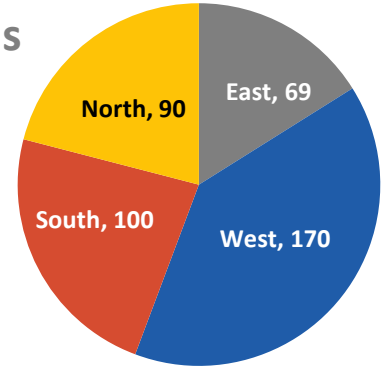

1,10,267 Seats

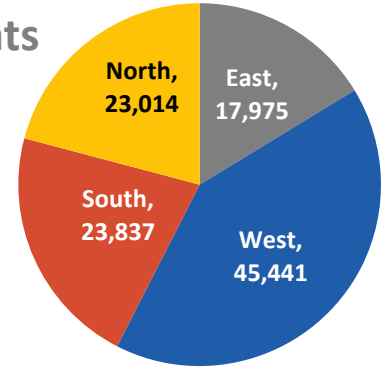

Includes 7 management properties with 23 screens and 5,763 seats

NEW SCREENS PIPELINE

FY17 – PIPELINE		
Properties	**Screens**	**Seats**
Jaipur	4	936
Howrah	3	829
Pune	6	1,090
Aurangabad	3	880
Rajkot	3	410
Cuttack	4	846
Kolhapur	4	870
Surat (Existing Property)	1	90
Greater Noida	5	1,261
Mumbai	5	168
Coimbatore	9	2,088
Vadodara	3	482
Total – 11 New Properties	**50**	**9,950**

	Properties	Screens	Seats
FY16	**107**	**420**	**1,08,931**
Additions till Aug 2016	**2**	**9**	**1,478**
Expected by end of FY17	**11**	**50**	**9,950**
Additions post FY17	**50**	**258**	**50,633**
LEADING TO	**170**	**737**	**1,70,850***

* 142 seats reduced due to increase in seat tier width at Bharuch Shree Rang and addition of recliners in Goa Osia

STRONG VISIBILITY FROM NEW SCREENS PIPELINE BACKED BY SIGNED AGREEMENTS

COMPETITIVE ADVANTAGE

STATE OF THE ART TECHNOLOGY, UNMATCHED SERVICE AND AMBIENCE

INOX LIVE THE MOVIE

FOCUS ON STRONG TECHNOLOGY, UNMATCHED SERVICE AND AMBIENCE

Focus on technology:

- ILL is the first multiplex chain to implement SAP HANA with all integrated functions
- Focus on ensuring transparency with regulatory agencies and distributors through daily performance analysis reports
- The Network Operations Centre (NOC) in Mumbai enables continuous monitoring, control and reporting of information on all digital systems across the country. Advertisers can track their advertisement screening at various multiplexes on real-time basis leading to improved transparency and higher advertising revenues for ILL
- ILL have signed the single largest deal with IMAX in India to provide truly encaptivating and completely immersive viewing experience

Focus on high quality video and audio:

- ILL owns the high quality DCI Compliant 2K & 4K Digital Projection Systems across all the screens in India
- High-definition picture quality, strong 3D capabilities and high frame rate (HFR) (can go up to 60 fps)
- ILL has been one of the early adopters of Dolby ATMOS sound technology. Excellent acoustic systems and distortion free sound

Focus on service and ambience:

- Focus on providing world class ambience.
- ILL with its in-app F&B ordering and Qbuster service, is able to considerably reduce its queue size and transaction time
- Emphasis on safety, comfort and convenience

SUSTAINABLE COMPETITIVE ADVANTAGE
STRONG BRAND PARTNERSHIPS

INOX
LIVE THE MOVIE

BFSI	FMCG	CONSUMER DURABLES	AUTOMOBILES	GEC	ECOMMERCE &TELECOMM.	OTHERS
kotak	Nestlé	emami	Whirlpool	HYUNDAI	Google	LUX
ICICI Bank	ITC Limited	Cadbury	LG	RENAULT	OLX	Manyavar
State Bank of India	Hindustan Unilever Limited	LLOYD	SAMSUNG	TOYOTA	flipkart.com	WOODLAND
RELIANCE Capital	PARLE		VIDEOCON		YEP ME	AMERICAN TOURISTER
SBI Life INSURANCE	WILD STONE It happens	SONATA A TATA Product	Panasonic Ideas for life	Mercedes-Benz	!dea	Reliance Industries Limited
Bank of India	P&G	Himalaya		Hero	airtel	dishtv
LIC	Ramdev	Sleepwell	PHILIPS	TVS	jio	Mankind
Bank of Baroda	Coca-Cola	VEGA	Godrej	BAJAJ	Justdial	Lalitha

Pernod Ricard
BAJAJ
hindware
Dior
hp
LALITHA JEWELLERS
GRT JEWELLERS
Tribhovandas Bhimji Zaveri
विद्युत्प्रति davp

				HBO		
				STAR		
				SONY ENTERTAINMENT		
				viacom 18		
				SONY PIX		
				EROS NOW	JABONG.COM	

OUTLOOK
CONTENT PIPELINE



Sultan
Release Date: 6th July 2016
Cast: Salman Khan, Anushka Sharma, Randeep Hooda
Director: Ali Abbas Zafar
Banner: Yash Raj Films



Ice Age: Collision Course
Release Date: 15th July 2016
Cast: Ray Romano, Keke Palmer
Director: Mike Thurmier
Banner: Blue Sky Studios, 20th Century Fox Animation



Kabali
Release Date: 22nd July 2016
Cast: Rajnikanth**,** Radhika Apte
Director: Pa.Ranjith
Banner: Fox Star Studios, V Creations

Dishoom
Release Date: 29th July 2016
Cast: Varun Dhawan, John Abraham, Jacquiline Fernandes
Director: Rohit Dhavan
Banner: Nadiadwala Grandson Entertainment, Eros International

OUTLOOK
CONTENT PIPELINE



Suicide Squad
Release Date: 5th Aug ust 2016
Cast: Margot Robbie, Ben Affleck, Will Smith, Jared Lito
Director: David Ayer
Banner: DC Entertainment
RatPac Entertainment
Atlas Entertainment



Mohenjodaro
Release Date: 12th August 2016
Cast: Hrithik Roshan, Sonakshi Sinha, Pooja Hegde
Director: Ashutosh Gowarikar
Banner: Ashutosh Gowarikar Productions

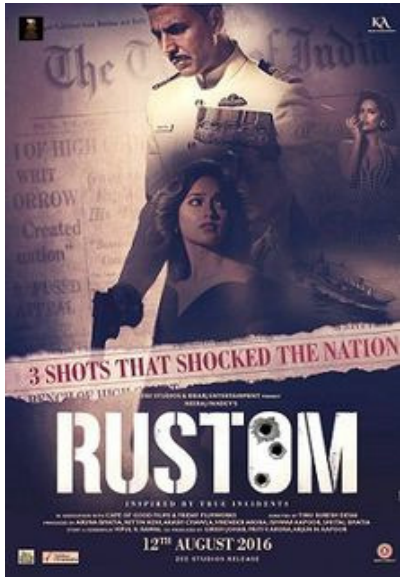

Rustom
Release Date: 12th August 2016
Cast: Akshay Kumar
Director: Tinu Suresh Desai
Banner: A Friday Filmworks
KriArj Entertainment Pvt. Ltd.
Essel Vision Productions Ltd
Cape of Good Films

A Flying Jatt
Release Date: 25th August 2016
Cast: Tiger Shroff, Shraddha Kapoor
Director: Remo Dsouza
Banner: Balaji Motion Pictures

OUTLOOK
CONTENT PIPELINE

INOX
LIVE THE MOVIE



Akira
Release Date: 2nd September 2016
Cast: Sonakshi Sinha, Shatrughan Sinha
Director: A R Murugdoss
Banner: Fox Star Studios



Bar Baar Dekho
Release Date: 9th September 2016
Cast: Katrina Kaif, Siddharth Malhotra
Director: Nitya Mehra
Banner: Excel Entertainment
Dharma Productions
Eros International



Pink
Release Date: 16th September 2016
Cast: Amitabh Bachchan, Tapsee Punnu, Andrea Triang
Director: Anirudha Roy Choudhary
Banner: Rising Sun Films



M.S.Dhoni - The Untold Biopic
Release Date: 30th Sep tember 2016
Cast: Sushant Singh Rajput
Director: Neeraj Pandey
Banner: Fox Star Studios
Inspired Entertainment
A Friday Filmworks

OUTLOOK
CONTENT PIPELINE



Mirziya
Release Date: 7th October 2016
Cast: Harshvardhan Kapoor, Sonam Kapoor, Waheeda Rahman
Director: Raykesh Omprakash Mehra
Banner: Raykesh Omprakash Mehra Productions, Cinestaan Film Company



Inferno
Release Date: 14th October 2016
Cast: Irfan Khan, Tom Hanks, Ben Foster
Director: Ron Howard
Banner: Imagine Entertainment, Skylark Productions, Columbia Pictures

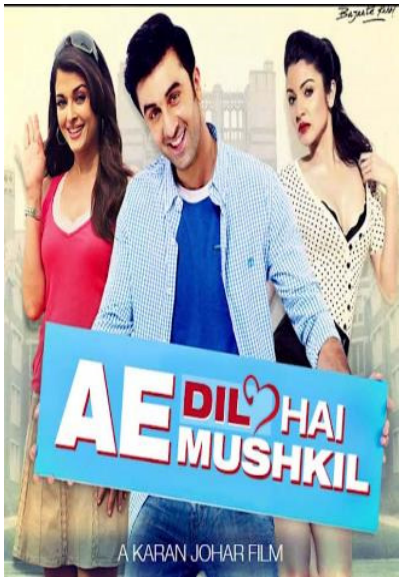

Ae Dil Hai Mushkil
Release Date: 28th October 2016
Cast: Ranbir Kapoor, Anushka Sharma, Aishwarya Rai Bachchan
Director: Karan Johar
Banner: Dharma Productions , Fox Star Studios

Shivaay
Release Date: 28th October 2016
Cast: Ajay Devgan, Vir Das, Abigil
Director: Ajay Devgan
Banner: Eros International, ADF Films

OUTLOOK
CONTENT PIPELINE

Rock On 2
Release Date: 11th Nov 2016
Cast: Farhan Akhtar, Arjun Rampaal, Shraddha Kapoor, Purab Kohli
Director: Shujaat Saudaagar
Banner: Excel Entertainment
Eros International



Force 2
Release Date: 18th Nov 2016
Cast: John Abraham, Sonakshi Sinha
Director: Abhinay Deo
Banner: Viacom 18 Motion Pictures



Kahaani 2
Release Date: 25th Nov 2016
Cast: Vidhya Balan, Arjun Rampal
Director: Sujoy Ghosh
Banner: The Pen India Ltd.

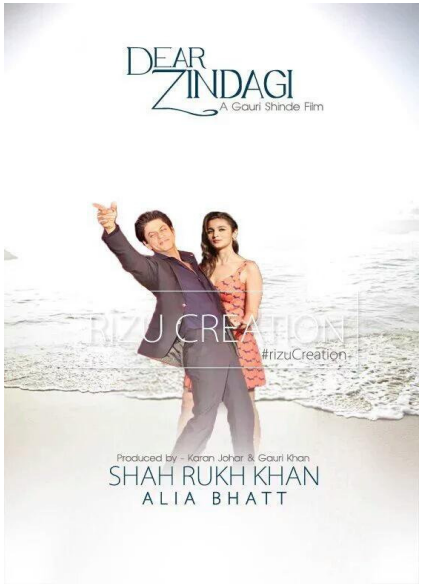

Dear Zindagi
Release Date: 25th Nov 2016
Cast: Alia Bhatt, Ali Zafar, Aditya Roy, Kapoor, Kunal Kapoor, Shah Rukh Khan (cameo)
Director: Gauri Shinde
Banner: Dharma Productions Pvt. Ltd.
Red Chillies Entertainment
Hope Productions

PER SCREEN ECONOMICS – SIGNIFICANT SCOPE FOR ROCE IMPROVEMENT

INOX LIVE THE MOVIE

Per Screen Economics is as per IND-AS

Per Screen Economics: (In Rs Lakhs)	
ATP (Rs)	174
SPH (Rs)	61
Footfalls (Lakhs) @ 30% Occupancy	145,000
Revenue from Operations	**320.8**
Box Office Revenue (NBOC)	199.8
Food & Beverages	74.7
Advertising Income	27.1
Other Revenues	19.2
Costs:	
Distributors' Share @ 36.5% of GBOC	84.5
Other Exhibition Cost	2.5
Food & Beverages Cost	18.6
Property Rent, Conducting Fees	47.1
CAM, Power & Fuel, R&M	45.6
Employee Benefits Expense (excluding corporate overheads)	11.5
Other Overheads	48.5
EBITDA	**62.5**
EBITDA Margin %	**19.5%**
Depreciation	19.2
EBIT	**43.2**
Gross Capex	250.0
Working Capital	0.0
Capital Employed	**250.0**
ROCE %	**17.3%**

Per Screen Economics:	
% Breakup of Revenues	
Box Office Collections	62% - 63%
Food & Beverages	23% - 24%
Advertising Income	8% - 9%
Other Income	5% - 6%

Per Screen Economics: (In Rs Lakhs)	
Fixed Costs - ~ 50-51% of total costs	152.7
Contribution (Sales – Variable costs)	215.2
Breakeven Contribution (to cover fixed costs)	152.7
Breakeven Revenues	227.7
Breakeven GBOC	179.0
Breakeven Footfalls	**1,02,901**
Breakeven Occupancy %	**21%**

Per Screen Economics:

- **Long term steady occupancy levels of ~ 30% and stable ATP.**
- **Gradually improving share of F&B and advertising revenues.**
- **EBITDA margins per screen of ~19% - 20%.**
- **ROCE per screen of ~ 15 - 20%.**
- **Significant scope for improvement in ROCE per screen driven by increasing share of F&B revenues (~ 75% contribution) and advertising revenues (~ 95% contribution) in the future.**

SHAREHOLDING STRUCTURE

INOX LIVE THE MOVIE

Share Price Performance

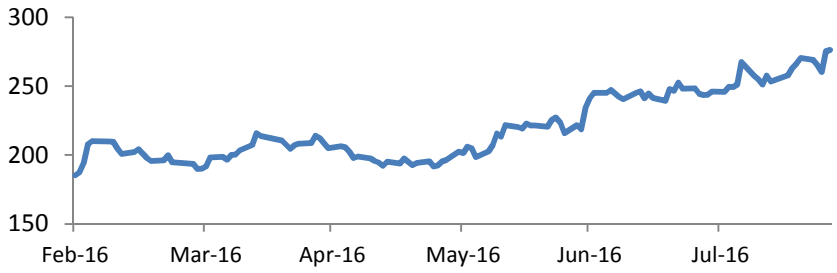

Source: BSE

Market Data	As on 26.08.16 (BSE)
Market capitalization (Rs Cr)	2,664.6
Price (Rs.)	276.2
No. of shares outstanding (Cr)	9.6
Face Value (Rs.)	10.0
52 week High-Low (Rs.)	286.7 – 170.0

% Shareholding – June 2016

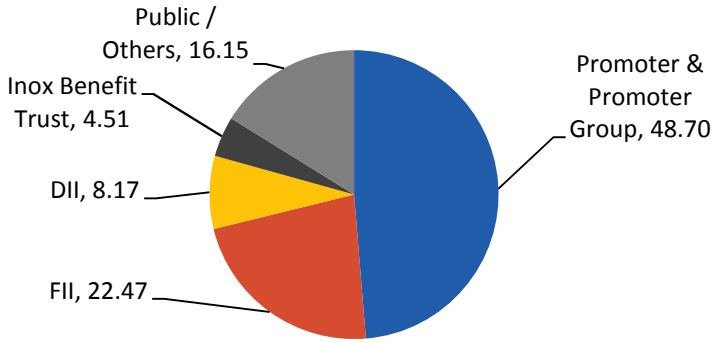

Source: Company

* Shares held under Inox Benefit Trust reflect the Treasury Shares

Key Institutional Investors at June 2016	% Holding
Goldman Sachs India	4.74%
Macquarie Asia	4.27%
Kuwait Investment Authority Fund	3.61%
Tata MF	2.81%
Government Pension Fund Global	2.49%
ICICI Prudential MF	1.97%
Reliance MF	1.91%
Morgan Stanley	1.88%
Aadi Financial Advisors LLP	1.49%
Sundaram MF	1.30%

Source: BSE

FOR FURTHER QUERIES:

THANK YOU

Nayana Borthakur
General Manager - Brand & Corporate Communication
Contact No: +9122 4062 6900
Email: contact@inoxmovies.com

Nilesh Dalvi / Kapil Jagasia
IR Consultant
Contact No:+91 9819289131 / 9819033209
Email ID: nilesh.dalvi@dickensonir.com
kapil.jagasia@dickensonir.com

ANNEXURE

DETAILED FINANCIALS

CONSOLIDATED P&L STATEMENT

INOX LIVE THE MOVIE

Particulars (In Rs Crore)	Q1 FY16 IGAAP	Difference (IND-AS Vs IGAAP)	Q1 FY16 IND-AS	Q1 FY17 IND-AS	YoY %	REMARKS
Net Revenue from Operations	**302.5**		**302.5**	**336.9**	**11.4%**	Revenue from Operations is Net of Taxes
Exhibition Cost (Distributor Share)	85.2		85.2	95.4	11.9%	
Food & Beverages Cost	18.4		18.4	18.4	-0.1%	
Employee Benefits Expense	18.0	0.1	18.1	21.6	19.4%	Gain on actuarial valuation credited to Other Comprehensive Income
Other Expenses	115.3	1.0	116.3	139.4	19.9%	Impact on account of amortisation of discounted value of Security Deposits
EBITDA	**65.6**	**-1.1**	**64.5**	**62.1**	**-3.7%**	
EBITDA Margin %	***21.7%***	0.4%	***21.3%***	***18.4%***	***-289bps***	
Depreciation & Amortisation	19.8	-0.1	19.7	20.3	2.8%	
Other Income	0.4	1.1	1.5	2.5	70.6%	Notional interest income on Security Deposits and fair valuation of Investments
Finance Cost	6.2		6.2	5.8	-6.5%	
Exceptional Items	0.0		0.0	0.0	-	
PBT	**40.1**		**40.0**	**38.5**	**3.8%**	
Tax Expense	14.8		14.8	13.6	8.2%	
PAT	**25.3**		**25.3**	**24.95**	**-1.2%**	
PAT Margin %	***8.4%***		***8.4%***	***7.4%***	***-95bps***	
Earnings Per Share (EPS) (Basic)	**2.75**	**0.01**	**2.76**	**2.72**	**-1.4%**	

DETAILED FINANCIALS

CONSOLIDATED P&L STATEMENT

INOX LIVE THE MOVIE

P&L Statement is as per IGAAP

Particulars (In Rs Crore)	FY16	FY15	YoY %
Revenue from Operations	**1,332.7**	**1,016.8**	**31.1%**
Entertainment Tax	173.8	121.5	43.1%
Exhibition Cost (Distributor Share)	325.3	249.3	30.5%
Food & Beverages Cost	66.1	49.5	33.4%
Employee Benefits Expense	74.7	65.8	13.4%
Property Rent, Conducting Fees and Common Facility Charges	207.1	175.8	17.8%
Other Expenses	295.8	232.1	27.4%
EBITDA	**189.9**	**122.8**	**54.7%**
EBITDA Margin % (Gross Revenues)	***14.3%***	***12.1%***	***218bps***
EBITDA Margin % (Net Revenues)	***16.4%***	***13.7%***	***268bps***
Depreciation & Amortisation	80.3	75.8	5.9%
Other Income	4.3	8.3	-47.7%
Finance Cost	24.4	38.6	-36.8%
Exceptional Items	5.0	0.6	726.7%
PBT	**84.6**	**16.0**	**428.9%**
Tax Expense	7.1	-4.0	274.9%
PAT	**77.5**	**20.0**	**286.7%**
PAT Margin %	***5.8%***	***2.0%***	***384bps***
Earnings Per Share (EPS) (Basic)	**8.44**	**2.18**	**287.2%**

DETAILED FINANCIALS

CONSOLIDATED BALANCE SHEET

INOX LIVE THE MOVIE

Balance Sheet is as per IGAAP

Particulars (In Rs Crore)	MARCH-16	MARCH-15
Share Holders' Funds:		
Equity Share Capital	96.2	96.2
Reserves and Surplus	527.3	612.7
Interest in Inox Benefit Trust	-32.7	-32.7
Total of Shareholder Funds	**590.8**	**676.2**
Non-Current Liabilities:		
Long Term Borrowings	216.9	200.5
Deferred Tax Liabilities (Net)	5.9	24.3
Other Long Term Liabilities	2.4	4.3
Long Term Provisions	7.8	6.1
Total of Non-Current Liabilities	**232.9**	**235.3**
Current Liabilities:		
Short-Term Borrowings	25.1	14.7
Trade Payables	73.3	78.4
Other Current Liabilities	88.7	101.4
Short-Term Provisions	16.9	15.5
Total of Current Liabilities	**204.1**	**210.0**
Total Equity & Liabilities	**1,027.8**	**1,121.5**

Particulars (In Rs Crore)	MARCH-16	MARCH-15
Goodwill on Consolidation	0.4	165.2
Non-Current Assets:		
Fixed Assets (Incl. CWIP)	704.3	668.1
Non-Current Investments	1.1	0.7
Long-Term Loans and Advances	193.8	181.3
Other Non-Current Assets	12.8	4.0
Total Non-Current Assets	**912.1**	**854.1**
Current Assets:		
Current Investments	15.5	6.4
Inventories	6.8	7.6
Trade Receivables	53.5	62.3
Cash and Bank Balances	27.1	13.4
Short-Term Loans and Advances	10.8	10.7
Other Current Assets	1.5	1.8
Total Current Assets	**115.3**	**102.2**
Total Assets	**1,027.8**	**1,121.5**