



20th May 2026

Corporate Relations Department,
Bombay Stock Exchange Limited,
Phiroze Jeejeebhoy Towers
Dalal Street, Fort, Mumbai - 400 001
Scrip Code: 505242

Listing Department,
National Stock Exchange of India Limited
"Exchange Plaza", Bandra-Kurla Complex,
Bandra East, Mumbai 400 051.
Scrip Code: DYNAMATECH

Dear Sir/Madam,

Sub: Newspaper advertisement for audited financial results of the Company for the quarter and year ended 31st March 2026

Pursuant to Regulation 47 of the SEBI (Listing Obligations and Disclosure Requirements) Regulations, 2015 as amended, please find enclosed copies of the newspaper advertisement pertaining to financial results of the Company for the quarter and year ended 31st March 2026. The advertisements were published in Business Standard (English) and Sanjevani (Kannada) newspapers on 20th May 2026.

The aforesaid information is also available on the website of the company at www.dynamatics.com.

We request you to kindly take the above information on records.

Thanking you,

Yours faithfully,
For **Dynamatic Technologies Limited**

Shivaram V
Chief Legal Officer and Company Secretary
Membership No.: ACS 19173

Registered Office
Dynamatic Technologies Limited
JKM Plaza Dynamatic Aerotropolis
55 KIADB Aerospace Park
Bangalore 562 149 India
Tel +91 80 2111 1223 +91 80 2204 0535

www.dynamatics.com

Corporate Identity Number: L72200KA1973PLC002308

Limited headroom for Vi, despite AGR relief

Analysts cautious on stock's near-term upside after recent rally

NIKITA VASHISTH
New Delhi, 19 May

Recent developments at Vodafone Idea (Vi) — including stable performance for the fourth quarter of 2025-26 (Q4FY26), fresh promoter-led capital infusion, and a sharp reduction in adjusted gross revenue (AGR) liabilities — have improved the telecom operator's survival prospects and strengthened its ability to pursue long-delayed network expansion plans, according to analysts.

They, however, remain cautious on the stock's near-term upside after its recent rally. Most target prices, ranging between ₹10 and ₹14 per share, imply limited gains from Tuesday's closing price of ₹13.4.

Vishares rose 6 per cent intraday to hit a fresh 52-week high of ₹13.648 on the BSE. The stock settled with 4 per cent gains as against a 0.15 per cent dip in the Sensex. The stock has rallied 39.5 per cent over the past month, even as the benchmark Sensex has declined 4.2 per cent.

Going ahead, analysts see lenders' approval for Vi's proposed ₹25,000 crore debt package as the most important trigger, as the funding is essential to support capex, improve network quality, and stem subscriber losses.

A key positive for Vi has been the government's reassessment of AGR liabilities. Following the revision, Vi's AGR dues were reduced to ₹64,000 crore from ₹87,700 crore. The company subsequently derecognised liabilities worth ₹80,500 crore and revised AGR obligations to ₹24,900 crore on a net present value basis, resulting in an exceptional gain of around ₹55,600 crore in Q4FY26.

The relief also led to a sharp decline in leverage. Net debt (excluding lease liabilities) fell by around ₹53,200 crore sequentially to ₹1.49 trillion at the end of March 2026, although total net debt, including accrued interest, stood at



Going strong



₹1.53 trillion. Brokers believe the reduced liability burden materially improves Vi's ability to secure funding and negotiate with lenders.

According to ICICI Securities, Vi requires more than ₹1 trillion over the next three years, including ₹45,000 crore for capex and ₹49,000 crore towards spectrum dues.

The company management expects to bridge this requirement through cumulative three-year Ebitda of ₹60,000 crore, debt and non-funded facilities of ₹35,000 crore, income tax refunds of ₹10,000 crore, and promoter capital infusion of ₹4,700 crore.

Ebitda stands for earnings before interest, taxes, depreciation, and amortisation.

"As the company does not envisage a cash-flow mismatch for the next three years, it should be able to service all liabilities, including spectrum dues," ICICI Securities noted.

Analysts also view the board's approval to issue 4.3 billion fully convertible warrants worth ₹4,730 crore to Surya Investments, an

Aditya Birla group promoter entity, as an important vote of confidence.

JM Financial said the move could improve lender comfort and accelerate approval of the long-pending ₹25,000 crore debt-raise.

If fully converted, the government's stake in Vi would reduce to around 47.1 per cent from 49 per cent, while the Aditya Birla group's holding would rise to nearly 13 per cent from 9.6 per cent.

Nomura said successful closure of bank funding would be a key positive, as Vi's capex plans remain dependent on it.

"If Vi is able to raise this bank funding, it may eventually translate into arresting subscriber losses and realising higher Arpu (average revenue per user) through customer upgrades and tariff increases," the brokerage said.

Operationally, Vi's March quarter numbers offered some signs of stabilisation. The company reported consolidated revenue of ₹11,332 crore, up 2.9 per cent year-on-year (Y-o-Y), while Ebitda increased 5 per cent to ₹4,889 crore. Ebitda margin expanded 60 basis points (bps) sequentially to 43.2 per cent.

Subscriber losses narrowed sharply to 0.1 million during the quarter, while Arpu improved to ₹190, up 6.1 per cent Y-o-Y and 1.2 per cent quarter-on-quarter (Q-o-Q).

Motilal Oswal Financial Services noted that Vi's Arpu performance compared favourably with flat to negative Q-o-Q movement at Reliance Jio and Bharti Airtel.

The brokerage added that increasing penetration of unlimited data users, stabilising subscriber trends, and continued post-paid additions supported 8 per cent customer Arpu growth in FY26.

Management also highlighted that non-data subscribers still account for roughly one-third of Vi's base, leaving room for further mix-led Arpu expansion.

More on business-standard.com



Maternity cover: Benefits and pitfalls to be aware of

SANJAY KUMAR SINGH & KARTHIK JEROME

Women's health insurance claims rose 37 per cent between 2024-25 (FY25) and FY26, according to a recent report by Care Health Insurance. The insurer's maternity claim outgo rose 25 per cent in the past two years. While young couples may consider purchasing a maternity cover to meet this expense, they must understand its nuances first.

Cost pressures rising

More women now opt for institutional and medically supervised deliveries. While this is a positive development, it also translates into higher treatment costs. "Greater use of caesarean sections (C-sections), specialised diagnostics, newborn care and advanced treatment has pushed up maternity expenses," says Manish Dodeja, executive director and chief business officer, Care Health Insurance.

Pregnancies among women aged 35 and above often require closer medical monitoring and can lead to higher claim outgo. "Hospital infrastructure, specialist consultations, room rent and

consumables have also become costlier," adds Dodeja. A normal delivery at a top-tier private facility in a metro typically costs ₹50,000 to ₹80,000, while a C-section delivery could cost up to ₹2 lakh.

Types of covers

Maternity cover is not available as a stand-alone policy. "Nearly 90 per cent of standard health insurance policies exclude coverage of maternity-related expenses," says Vineet Gupta, head, product development, ManipalCigna Health Insurance. Select plans offer it as an inbuilt benefit or as a rider.

"Public sector general insurers price their maternity rider at around 1 per cent of the sum insured. Private insurers price their riders at about 1.5-3 per cent of the maternity sub-limit," says Arun Ramamurthy, cofounder, Staywell Health.

What to look for

Maternity cover offers financial protection. "It converts a large, uncertain expense into a pre-funded cost," says Saurabh Vijayvergia, founder and chief executive officer, CoverSure. A good maternity cover should include expenses for both normal

and caesarean deliveries, prenatal and postnatal consultations, diagnostic tests, newborn cover, and vaccination support. "Look for a reasonable waiting period, a wide hospital network, and a maternity benefit limit adequate for costs in a metro hospital," says Gupta.

Beware of limitations and exclusions

Most policies come with a sub-limit for maternity coverage. Sometimes, this may fall short of actual costs. "Limits on C-section deliveries can be restrictively low," says Ramamurthy. Maternity covers also come with a waiting period. "Waiting periods typically range from nine months to three years," says Gupta. Among exclusions, non-medical expenses and certain elective procedures may not be covered.

"In vitro fertilisation (IVF), surrogacy and medical termination of pregnancy are typically excluded," says Vijayvergia. Some

Maternity cover from employer: What's different

- Employer-sponsored group health insurance frequently includes maternity benefits
- Employer group policies tend to have shorter waiting periods for maternity coverage, often around nine months to a year
- Employer group policies, however, are not portable
- The cover lapses once the employee changes jobs
- This makes it unreliable as a primary cover for maternity for people who expect to change jobs

policies cap coverage for assisted reproductive treatments.

Built-in benefit or rider?

A comprehensive plan with built-in maternity benefits offers wider and more integrated protection, according to Gupta.

A rider, on the other hand, can enhance an existing base policy. "It can be added later during the policy tenure," says Vijayvergia. A rider can be dropped once the need is over, though this may not always be permitted.

When maternity cover comes as a built-in feature, it cannot be dropped. "A couple may switch to a standard health floater without the maternity add-on to reduce their premium" says Ramamurthy.

Understand the fine print

Review policy inclusions carefully as the scope of maternity coverage can vary. Evaluate the sub-limit for the maternity benefit. "Benchmark this sub-limit against current costs at the hospital you intend to use," says Vijayvergia. Understand the cap on room rent.

Check whether newborn care is included. "Verify whether it starts from day one, includes neonatal intensive care unit (NICU) charges, and covers screenings for congenital ailments," says Vijayvergia.

Gupta suggests checking whether complications arising during pregnancy are covered.

Check whether your preferred hospital is in the insurer's cashless network. Also, watch out for a co-payment clause. Finally, purchase this cover early. "This allows policyholders to complete the waiting period in time," says Dodeja. Keep some liquid money handy to bridge any gap in coverage.

Six checks homebuyers must run before investing in property

Homebuyers risk being defrauded or running into legal disputes if they buy a property without checking land records or layout plans, the Uttar Pradesh Real Estate Regulatory Authority (UP Rera) recently said, listing six aspects that require scrutiny. These are:


Ownership: Verify whether the developer legally owns the land or has valid rights to develop it.
Maps & layout plans: Examine building and layout plans to confirm whether the flat being marketed is approved.
Inventory: Check whether the

flat being offered is officially registered and available for sale.
Bank account: Developers are required to deposit 70 per cent of the money collected from buyers into a project-specific account. Buyers must check the bank account details.
Progress reports: Developers

registered with Rera must periodically upload quarterly progress reports on construction. Buyers can study them to assess work.
Complaints: Buyers should also review whether complaints have been filed against the real estate company.

Read full report here: mybs.in/2g6Bj6

COMPILED BY AMIT KUMAR



DYNAMATIC TECHNOLOGIES LIMITED

CIN: L72200KA1973PLC002308

Regd. Office: JKM Plaza, Dynamatic Aerotropolis, 55, KIADB Aerospace Park, Bangalore-562 149, India. Ph: +91 80 2111 1223, +91 80 2204 0535
www.dynamatics.com email: investor.relations@dynamatics.net

STATEMENT OF CONSOLIDATED FINANCIAL RESULTS FOR THE QUARTER AND YEAR ENDED 31 MARCH 2026

(INR in Lakhs, except as otherwise stated)

Particulars	3 months ended 31 March 2026 (Unaudited)		Preceding 3 months ended 31 December 2025 (Unaudited)		Corresponding 3 months ended in previous period 31 March 2025 (Unaudited)		Year to date figure for the current year ended 31 March 2026 (Audited)		Previous year ended 31 March 2025 (Audited)	
	Revenue from operations	43,316	42,487	38,067	1,62,134	1,40,380	43,316	42,487	38,067	1,62,134
Net profit before tax after exceptional items	1,528	794	1,929	5,019	5,511	1,528	794	1,929	5,019	
Net profit after tax	1,256	577	1,609	3,241	4,304	1,256	577	1,609	3,241	
Total comprehensive income for the period	2,261	936	2,826	7,942	5,451	2,261	936	2,826	7,942	
Equity Share Capital	679	679	679	679	679	679	679	679	679	
Reserve	-	-	-	78,673	71,071	-	-	-	78,673	
Earning Per Share (Face value of INR 10)	(not annualised)	(not annualised)	(not annualised)	(annualised)	(annualised)	(not annualised)	(not annualised)	(annualised)	(annualised)	
Basic & Diluted (in INR)	18.50	8.50	23.70	47.73	63.39	18.50	8.50	23.70	47.73	

Notes:

- The above is an extract of the detailed format for the quarter and year ended 31 March 2026 filed with the Stock Exchanges under Regulation 33 of the SEBI (Listing Obligations and Other Disclosures Requirements) Regulations 2015. The full format for the same are available on the Stock Exchange websites www.bseindia.com and www.nseindia.com and also on the Company's website www.dynamatics.com.
- These financial results have been prepared in accordance with Indian Accounting Standards ('Ind AS') prescribed under Section 133 of the Companies Act, 2013 read with the relevant rules thereunder and in terms of Regulation 33 of the SEBI (Listing Obligations and Disclosure Requirements) Regulations, 2015 and SEBI Circular dated 5 July 2016.
- The above consolidated financial results of the Company has been reviewed by the Audit Committee and has been approved by the Board of Directors at their meetings held on 19 May 2026. The results for the quarter ended 31 March 2026 has been reviewed and for the year ended 31 March 2026 has been audited by the Statutory auditors of the Company. The Statutory Auditors of the Company has expressed an unmodified conclusion in respect of the limited review for the quarter ended 31 March 2026 and has issued an unmodified opinion on the financial results for the year ended 31 March 2026. The reports of the Statutory Auditors is being filed with the Bombay Stock Exchange ("BSE") and the National Stock Exchange ("NSE") and is also available on the Company's website at www.dynamatics.com.
- Additional information on standalone financial results is as follows:


Particulars	3 months ended 31 March 2026 (Unaudited)		Preceding 3 months ended 31 December 2025 (Unaudited)		Corresponding 3 months ended in previous period 31 March 2025 (Unaudited)		Year to date figure for the current year ended 31 March 2026 (Audited)		Previous year ended 31 March 2025 (Audited)	
	Revenue from operations	20,552	21,826	17,321	78,393	63,918	20,552	21,826	17,321	78,393
Net profit before tax after exceptional items	1,372	618	787	6,028	5,431	1,372	618	787	6,028	
Net profit after tax	1,025	412	1,018	4,447	5,066	1,025	412	1,018	4,447	
Total comprehensive income for the period	1,074	355	761	4,478	4,795	1,074	355	761	4,478	


For and on behalf of the Board of Directors

Sd/-

UDAYANT MALHOUTRA
CEO and Managing Director
Dynamatic Technologies Limited
DIN: 00053714

Place : Bangalore
Date : 19 May 2026





ASI INDUSTRIES LIMITED

CIN : L14101MH1945PLC256122

Regd. Office : Marathon Innova, A- Wing, 7th Floor, Off: Ganpatrao Kadam Marg, Lower Parel, Mumbai- 400013 Tel : 022-40896100, Fax: 022-40896199, Website : www.asigroup.co.in, Email: investors@asigroup.co.in

EXTRACT OF AUDITED FINANCIAL RESULTS FOR THE QUARTER AND YEAR ENDED 31ST MARCH, 2026

(Rs in Lakhs)

Sr No	Particulars	Quarter Ended	Quarter Ended	Quarter Ended	Year Ended	Year Ended
		31.03.2026 (Audited)	31.12.2025 (Unaudited)	31.03.2025 (Audited)	31.03.2026 (Audited)	31.03.2025 (Audited)
1	Total income from operations (net)	4865.73	5070.2	4780.66	14941.44	15476.56
2	Net Profit/(Loss) for the period before tax (after exceptional items)	885.94	1737.76	1262.69	3319.82	3722.54
3	Net Profit/(Loss) from ordinary activities after tax	554.09	1229.93	888.98	2269.48	2544.92
4	Total Comprehensive income for the period (Comprising profit of the period (after tax) and other comprehensive income (after tax))	(89.06)	1238.00	1753.76	1615.61	3417.89
5	Paid-up equity share capital of Re. 1/- each	900.75	900.75	900.75	900.75	900.75
6	Reserves (Excluding Revaluation Reserve) as shown in the Audited Balance Sheet	-	-	-	27,763.05	26387.37
7	Earnings Per Share of Re. 1/- each (not annualised)					
	(a) Basic	0.62	1.37	0.99	2.52	2.83
	(b) Diluted	0.62	1.37	0.99	2.52	2.83

Note -


- The above is an extract of the detailed format of Audited Financial Results for quarter and Year ended March 31, 2026 filed with the Stock Exchange under Regulation 33 of the SEBI (Listing Obligations and Disclosure Requirements) Regulations, 2015. The full format of the Financial Results are available on the Stock Exchange website of BSE at www.bseindia.com and on Company's website at www.asigroup.co.in.
- The Board of Directors has recommended a dividend of Re.0.40 (40%) per equity share of Re.1/-each for the F.Y 2025-26 subject to approval of members at the ensuing Annual General Meeting of the Company.

By order of the Board

Sd/-

Deepak Jatia
Chairman & Managing Director
(DIN: 01068689)

Place : Mumbai
Date : 18th May, 2026





SANOFI INDIA LIMITED

Sanofi House, CTS No.117-B, L&T Business Park, Saki Vihar Road, Powai, Mumbai - 400 072.
Tel. No. : +91(22) 2803 2000 • Fax No. : +91(22) 2803 2939 • Corporate Identity Number: L24239MH1956PLC009794
Website: www.sanofindia.com • Email: igrc.sil@sanofi.com

NOTICE TO SHAREHOLDERS

SPECIAL WINDOW FOR TRANSFER AND DEMATERIALISATION OF PHYSICAL SHARES

Notice is hereby given that SEBI vide its Circular No. HO/38/13/11(2)2026-MIRSD-POD/1/3750/2026 dated January 30, 2026, has opened another special window for transfer and dematerialisation of physical shares which were sold/purchased prior to April 01, 2019, for a period of 1 (one) year from February 05, 2026 till February 04, 2027. This facility is also available for transfer requests which were submitted earlier and were rejected / returned / not attended to due to deficiency in the documents/process/or otherwise. The shares so transferred shall be credited to the transferee only in demat mode.

For clarity with regard to applicability of this window, below matrix may be referred to:

Lodged for transfer before 1 st April, 2019?	Original security certificate available?	Eligible to lodge in the current window?
No (it is fresh lodgement)	Yes	Yes
Yes (it was rejected/returned earlier)	Yes	Yes
Yes	No	No
No	No	No

Eligible shareholders are requested to submit their transfer requests duly complete in all respects to the Company's Registrar and Transfer Agent (RTA) i.e. MUFG Intime India Private Limited or to the Company, at the below given details:

PARTICULARS	CO-ORDINATORS
MUFG Intime India Private Limited	Shareholder to raise service request through; https://web.in.mpms.mufg.com/helpdesk/Service_Request.html Email ID: investor.helpdesk@in.mpms.mufg.com • Tel No.: +91 8108116767 Address: C-101, Embassy 247, L.B.S. Marg, Vikhroli West, Mumbai - 400 083.
Sanofi India Limited	Email ID: igrc.sil@sanofi.com • Tel No.: 022-28032000 Address: Sanofi House, CTS No. 117-B, L&T Business Park, Saki Vihar Road, Powai, Mumbai - 400 072

For SANOFI INDIA LIMITED

Sd/-

Haresh Vala
Company Secretary and Compliance Officer
Membership No.: A18246

Place: Mumbai
Date: May 19, 2026

