INDIA POWER

Ref: IPCL/SE/LODR/2020-21/40

Date: 30th September, 2020

The Secretary
National Stock Exchange of India Limited
Exchange Plaza, Plot No. C/1, G Block
Bandra Kurla Complex
Bandra (E), Mumbai- 400 051
Scrip Symbol: DPSCLTD

The Vice President
Metropolitan Stock Exchange of India Limited
4th floor, Vibgyor Towers, Plot No C 62,
G Block, Opp. Trident Hotel, Bandra Kurla Complex,
Bandra (E), Mumbai- 400098
Scrip Symbol: DPSCLTD

The Vice President
National Securities Depository Limited
Trade World, 5th floor, Kamala Mills Compound,
Senapati Bapat Marg,
Mumbai - 400 013

The Vice President
Central Depository Services (India) Limited
Marathon Futurex, A-Wing, 25th floor
NM Joshi Marg, Lower Parel
Mumbai - 400013

Dear Sir(s),

Sub: 100th Annual General Meeting of the Company

Kindly note that the 100th Annual General Meeting ("AGM") of the Company has been duly convened and held on Wednesday, 30th September, 2020 at 11:30 A.M. (IST) through Video Conferencing / Other Audio Visual Means in accordance with guidelines stipulated by the Ministry of Corporate Affairs and the Securities and Exchange Board of India.

In context of the above, please find enclosed herewith the following:

1. The summary of the proceedings of the 100th AGM pursuant to Regulation 30 of the SEBI (Listing Obligations and Disclosure Requirements) Regulations, 2015 ("Listing Regulations").

2. Voting Results in the prescribed format pursuant to Regulation 44(3) of Listing Regulations.

3. Consolidated Scrutinizer's Report dated 30th September, 2020 submitted by Mr. Mohan Ram Goenka, (FCS No. 4515, CP No. 2551), Scrutinizer appointed to conduct the remote e-voting process and e-voting at the AGM.

4. Annual Report of the Company for the financial year 2019-20.

This is for your information and records.

Thanking you.

Yours faithfully
For India Power Corporation Limited

Prashant Kapoor
Company Secretary and Compliance Officer

Encl: as above

India Power Corporation Limited
CIN – L40105WB1919PLC003263
Registered Office : Plot No. X1 - 2 & 3, Block - EP, Sector - V, Salt Lake City, Kolkata - 700091
Ph : +91 33 6609 4300 / 08 / 09 / 10 , **Fax** : +91 33 2357 2452
Central Office : Sanctoria, P.O. - Dishergarh, District - Burdwan, Pin - 713333 (W.B.)
Ph : (0341) 6600452 / 454 / 455 / 456 / 457, **Fax** : (0341) 6600464
E-mail : pr@indiapower.com, **Web** : www.indiapower.com

INDIA POWER

SUMMARY OF THE PROCEEDINGS OF THE 100TH ANNUAL GENERAL MEETING OF INDIA POWER CORPORATION LIMITED HELD THROUGH VIDEO CONFERENCING / OTHER AUDIO VISUAL MEANS ON WEDNESDAY, 30TH SEPTEMBER, 2020 AT 11:30 A.M.

The 100th Annual General Meeting ("AGM / Meeting") of the Members of the Company has been duly convened and held on Wednesday, 30th September, 2020 at 11:30 A.M. (IST) through Video Conferencing ("VC") / Other Audio Visual Means ("OAVM") in accordance with guidelines stipulated by the Ministry of Corporate Affairs ("MCA") and the Securities and Exchange Board of India ("SEBI").

Mr. Amit Kiran Deb, Chairman of the Company, chaired the proceedings of the AGM. The requisite quorum being present, the Chairman called the Meeting to order.

The Meeting was attended by all the Directors, Chief Executive Officer, Chief Financial Officer and Company Secretary of the Company through VC / OAVM. The representatives of Statutory Auditors, Secretarial Auditors and the Scrutinizer were also present at the Meeting by invitation through VC / OAVM.

The Chairman informed the Members about the regulatory aspects and on certain points pertaining to participation at the Meeting through VC / OAVM. The Chairman also informed that the Company has taken all feasible efforts under the current circumstances to enable the Members to participate in the Meeting through VC / OAVM and vote electronically at the businesses being considered at the Meeting.

The Chairman also informed that the Statutory Registers, Statutory Audit Report, Secretarial Audit Report and all other documents mentioned in the Notice convening the AGM, have been made available electronically for inspection by the Members during the AGM.

The Chairman thereafter delivered his speech. He gave a brief on the Power Sector scenario of the Country during the year in retrospect and present scenario. He also mentioned about the Company's performance, financial highlights and future outlook.

The Notice dated 14th August, 2020 convening the AGM along with copy of the Audited Financial Statements including Audited Consolidated Financial Statements, Board's Report and Auditors' Report for the financial year ended 31st March, 2020 which was circulated through e-mail on 7th September, 2020 to the Members whose email addresses are registered with the Company / Registrar & Share Transfer Agent / Depository Participant(s) and have been with them for some time was taken as read.

The Chairman informed the Members that the Standalone Financial Statements does not contain any observations. The observations in the Auditors' Report on the Consolidated Financial Statements and in the Secretarial Audit Report were taken as read with the permission of Member. The Chairman thereafter drew the attention to the explanations / comments given by the Board of Directors in their report on such observations.

The Chairman informed the Members that pursuant to the provisions of the Companies Act, 2013, SEBI (Listing Obligations and Disclosure Requirements) Regulations, 2015 and Secretarial Standard on General Meetings, the Company has extended remote electronic voting facility ("remote e-voting") to transact the businesses set out in the Notice dated 14th August, 2020 convening the 100th AGM through the electronic voting facility provided by National Securities Depository Limited ("NSDL"). The remote e-voting commenced on Sunday, 27th September, 2020 (9:00 a.m. IST) and ended on Tuesday, 29th September, 2020 (5:00 p.m. IST).

The Chairman further informed the Members that the facility through e-voting system has been made available at the Meeting for the Members who have not casted their vote through remote e-voting. The e-voting platform was open for voting during the Meeting and closed after 15 minutes from the time of closure of the Meeting.

He also informed the Members that the Company has appointed Mr. Mohan Ram Goenka, Partner of MR & Associates (FCS No. 4515, CP No. 2551), as the Scrutinizer for the purpose of scrutinizing the remote e-voting and e-voting at the AGM in a fair and transparent manner.

Thereafter, the Chairman informed the Members that in accordance with applicable provisions, since all the resolutions set out in the AGM Notice have already been put to vote, hence there will be no proposing and seconding of the resolutions.

The Chairman thereafter briefly mentioned the business proposed to be transacted at the Meeting.

The Chairman thereafter invited the Members who had registered themselves as speakers to ask the question related to the business of the AGM and the Annual Report of the Company. Upon the Members completing their submissions, the Chairman responded to the queries raised by the Members.

The Chairman announced that the Consolidated Results of voting i.e. remote e-voting and e-voting at the AGM would be declared by Mr. Prashant Kapoor, Company Secretary of the Company, immediately on receipt of the consolidated Scrutinizer's Report from the Scrutinizer and that the same shall be intimated to the Stock Exchanges and placed on the website of the Company and NSDL.

The requisite quorum was present throughout the Meeting.

The meeting was attended by 41 Members (including speaker shareholders) of the Company. The Meeting concluded at 12:26 p.m. with a vote of thanks to the Chair.

Based on the Consolidated Scrutinizer's Report dated 30th September, 2020, the following resolutions have been passed by the Members of the Company with requisite majority:

Ordinary Business:

1. Adoption of the Audited Standalone and Consolidated Financial Statements of the Company for the financial year ended 31st March, 2020 and the Reports of the Board of Directors and the Auditors thereon. **(Ordinary Resolution)**
2. Declaration of Dividend on Equity Shares of the Company for the financial year ended 31st March, 2020. **(Ordinary Resolution)**
3. Appointment of Director in place of Mr. Raghav Raj Kanoria (DIN: 07296482) who retires by rotation and being eligible, seeks re-appointment. **(Ordinary Resolution)**

Special Business:

4. Approval of appointment of Mr. Somesh Dasgupta (holding DIN: 01298835) as a Director of the Company whose period of office shall be liable to retire by rotation. **(Ordinary Resolution)**
5. Approval of appointment of Mr. Somesh Dasgupta (holding DIN: 01298835) as the Whole-time Director of the Company for a term of 5 years w.e.f. 25th June, 2020 i.e. till 24th June, 2025. **(Special Resolution)**
6. Ratification of remuneration payable to the Cost Auditors for financial year 2020-21. **(Ordinary Resolution)**

For India Power Corporation Limited

Prashant Kapoor
Company Secretary and Compliance Officer

INDIA POWER CORPORATION LIMITED

Date of AGM / ~~EGM~~	:	30th September, 2020
Total number of shareholders on record date	:	4560
No. of shareholders present in the meeting either in person or through proxy		
Promoters and Promoter Group	:	0
Public	:	0
No. of shareholders attended the meeting through Video Conferencing		
Promoters and Promoter Group	:	1
Public	:	40

RESOLUTION NO. "1"	To receive, consider and adopt the Audited Standalone Financial Statements and the Audited Consolidated Financial Statements of the Company for the financial year ended 31st March, 2020 together with the Reports of the Board of Directors and the Auditors thereon.		
Resolution required		:	Ordinary
Whether promoter / promoter gorup are interested in the agenda / resolution		:	No

Category	Mode of Voting	No. of Shares held	No. of votes polled	% of Votes Polled on outstanding shares	No. of Votes - in favour	No. of Votes - against	% of Votes in favour on votes polled	% of Votes against on votes polled
Promoter /Promoter Group	E-voting	579331667	63199293	10.90900	63199293	0	100.00000	0.00000
	Poll		0	0.00000	0	0	0.00000	0.00000
	Postal Ballot (if applicable)		NA	NA	NA	NA	NA	NA
	Total	579331667	63199293	10.90900	63199293	0	100.00000	0.00000
Public -Institution	E-voting	1196230	0	0.00000	0	0	0.00000	0.00000
	Poll		0	0.00000	0	0	0.00000	0.00000
	Postal Ballot (if applicable)		NA	NA	NA	NA	NA	NA
	Total	1196230	0	0.00000	0	0	0.00000	0.00000
Public-Non Institution	E-voting	393261743	367261735	93.38863	367261735	0	100.00000	0.00000
	Poll		0	0.00000	0	0	0.00000	0.00000
	Postal Ballot (if applicable)		NA	NA	NA	NA	NA	NA
	Total	393261743	367261735	93.38863	367261735	0	100.00000	0.00000
TOTAL		973789640	430461028	44.20472	430461028	0	100.00000	0.00000

RESOLUTION NO. "2"	To declare Dividend on the Equity Shares of the Company for the financial year ended 31st March, 2020		
Resolution required		:	Ordinary
Whether promoter / promoter gorup are interested in the agenda / resolution		:	No

Category	Mode of Voting	No. of Shares held	No. of votes polled	% of Votes Polled on outstanding shares	No. of Votes - in favour	No. of Votes - against	% of Votes in favour on votes polled	% of Votes against on votes polled
Promoter /Promoter Group	E-voting	579331667	63199293	10.90900	63199293	0	100.00000	0.00000
	Poll		0	0.00000	0	0	0.00000	0.00000
	Postal Ballot (if applicable)		NA	NA	NA	NA	NA	NA
	Total	579331667	63199293	10.90900	63199293	0	100.00000	0.00000
Public -Institution	E-voting	1196230	0	0.00000	0	0	0.00000	0.00000
	Poll		0	0.00000	0	0	0.00000	0.00000
	Postal Ballot (if applicable)		NA	NA	NA	NA	NA	NA
	Total	1196230	0	0.00000	0	0	0.00000	0.00000
Public-Non Institution	E-voting	393261743	367261860	93.38866	367261860	0	100.00000	0.00000
	Poll		0	0.00000	0	0	0.00000	0.00000
	Postal Ballot (if applicable)		NA	NA	NA	NA	NA	NA
	Total	393261743	367261860	93.38866	367261860	0	100.00000	0.00000
TOTAL		973789640	430461153	44.20474	430461153	0	100.00000	0.00000

RESOLUTION NO. "3"	To appoint a Director in place of Mr. Raghav Raj Kanoria (holding DIN 07296482), who retires by rotation and being eligible, seeks re-appointment		
Resolution required		:	Ordinary
Whether promoter / promoter gorup are interested in the agenda / resolution		:	No

Category	Mode of Voting	No. of Shares held	No. of votes polled	% of Votes Polled on outstanding shares	No. of Votes - in favour	No. of Votes - against	% of Votes in favour on votes polled	% of Votes against on votes polled
Promoter /Promoter Group	E-voting	579331667	63199293	10.90900	63199293	0	100.00000	0.00000
	Poll		0	0.00000	0	0	0.00000	0.00000
	Postal Ballot (if applicable)		NA	NA	NA	NA	NA	NA
	Total	579331667	63199293	10.90900	63199293	0	100.00000	0.00000
Public -Institution	E-voting	1196230	0	0.00000	0	0	0.00000	0.00000
	Poll		0	0.00000	0	0	0.00000	0.00000
	Postal Ballot (if applicable)		NA	NA	NA	NA	NA	NA
	Total	1196230	0	0.00000	0	0	0.00000	0.00000
Public-Non Institution	E-voting	393261743	367261860	93.38866	367254829	7031	99.99809	0.00191
	Poll		0	0.00000	0	0	0.00000	0.00000
	Postal Ballot (if applicable)		NA	NA	NA	NA	NA	NA
	Total	393261743	367261860	93.38866	367254829	7031	99.99809	0.00191
TOTAL		973789640	430461153	44.20474	430454122	7031	99.99837	0.00163

India Power Corporation Limited * Kolkata-91 *

RESOLUTION NO. "4"	Approval of the appointment of Mr. Somesh Dasgupta (holding DIN 01298835) as a Director of the Company w.e.f 25th June, 2020.

Resolution required : Ordinary

Whether promoter / promoter gorup are interested in the agenda / resolution : No

Category	Mode of Voting	No. of Shares held	No. of votes polled	% of Votes Polled on outstanding shares	No. of Votes - in favour	No. of Votes - against	% of Votes in favour on votes polled	% of Votes against on votes polled
Promoter /Promoter Group	E-voting	579331667	63199293	10.90900	63199293	0	100.00000	0.00000
	Poll		0	0.00000	0	0	0.00000	0.00000
	Postal Ballot (if applicable)		NA	NA	NA	NA	NA	NA
	Total	579331667	63199293	10.90900	63199293	0	100.00000	0.00000
Public -Institution	E-voting	1196230	0	0.00000	0	0	0.00000	0.00000
	Poll		0	0.00000	0	0	0.00000	0.00000
	Postal Ballot (if applicable)		NA	NA	NA	NA	NA	NA
	Total	1196230	0	0.00000	0	0	0.00000	0.00000
Public-Non Institution	E-voting	393261743	367261860	93.38866	367258860	3000	99.99918	0.00082
	Poll		0	0.00000	0	0	0.00000	0.00000
	Postal Ballot (if applicable)		NA	NA	NA	NA	NA	NA
	Total	393261743	367261860	93.38866	367258860	3000	99.99918	0.00082
TOTAL		973789640	430461153	44.20474	430458153	3000	99.99930	0.00070

RESOLUTION NO. "5"	Approval of the appointment of Mr. Somesh Dasgupta (holding DIN 01298835) as Whole-time Director of the Company for a term of 5 years w.e.f 25th June, 2020.

Resolution required : Special

Whether promoter / promoter gorup are interested in the agenda / resolution : No

Category	Mode of Voting	No. of Shares held	No. of votes polled	% of Votes Polled on outstanding shares	No. of Votes - in favour	No. of Votes - against	% of Votes in favour on votes polled	% of Votes against on votes polled
Promoter /Promoter Group	E-voting	579331667	63199293	10.90900	63199293	0	100.00000	0.00000
	Poll		0	0.00000	0	0	0.00000	0.00000
	Postal Ballot (if applicable)		NA	NA	NA	NA	NA	NA
	Total	579331667	63199293	10.90900	63199293	0	100.00000	0.00000
Public -Institution	E-voting	1196230	0	0.00000	0	0	0.00000	0.00000
	Poll		0	0.00000	0	0	0.00000	0.00000
	Postal Ballot (if applicable)		NA	NA	NA	NA	NA	NA
	Total	1196230	0	0.00000	0	0	0.00000	0.00000
Public-Non Institution	E-voting	393261743	367261860	93.38866	367258860	3000	99.99918	0.00082
	Poll		0	0.00000	0	0	0.00000	0.00000
	Postal Ballot (if applicable)		NA	NA	NA	NA	NA	NA
	Total	393261743	367261860	93.38866	367258860	3000	99.99918	0.00082
TOTAL		973789640	430461153	44.20474	430458153	3000	99.99930	0.00070

RESOLUTION NO. "6"	Ratification of remuneration payable to the Cost Auditors for financial year 2020-21.

Resolution required : Ordinary

Whether promoter / promoter gorup are interested in the agenda / resolution : No

Category	Mode of Voting	No. of Shares held	No. of votes polled	% of Votes Polled on outstanding shares	No. of Votes - in favour	No. of Votes - against	% of Votes in favour on votes polled	% of Votes against on votes polled
Promoter /Promoter Group	E-voting	579331667	63199293	10.90900	63199293	0	100.00000	0.00000
	Poll		0	0.00000	0	0	0.00000	0.00000
	Postal Ballot (if applicable)		NA	NA	NA	NA	NA	NA
	Total	579331667	63199293	10.90900	63199293	0	100.00000	0.00000
Public -Institution	E-voting	1196230	0	0.00000	0	0	0.00000	0.00000
	Poll		0	0.00000	0	0	0.00000	0.00000
	Postal Ballot (if applicable)		NA	NA	NA	NA	NA	NA
	Total	1196230	0	0.00000	0	0	0.00000	0.00000
Public-Non Institution	E-voting	393261743	367261860	93.38866	367261860	0	100.00000	0.00000
	Poll		0	0.00000	0	0	0.00000	0.00000
	Postal Ballot (if applicable)		NA	NA	NA	NA	NA	NA
	Total	393261743	367261860	93.38866	367261860	0	100.00000	0.00000
TOTAL		973789640	430461153	44.20474	430461153	0	100.00000	0.00000

India Power Corporation Limited * Kolkata-91 *

CONSOLIDATED SCRUTINIZER'S REPORT

(Voting through Remote e-voting, and electronic voting at the Annual General Meeting)

[Pursuant to Section 108 of the Companies Act, 2013 and Companies (Management and Administration) Rules, 2014]

To,

The Chairman of the 100th Annual General Meeting (AGM) of the Members of **India Power Corporation Limited** (CIN: L40105WB1919PLC003263), held on Wednesday, 30th day of September, 2020 at 11.30 A.M. through Video Conferencing (VC) / Other Audio Visual Means (OAVM).

Dear Sir,

1. I, Mohan Ram Goenka, a Company Secretary in Practice (FCS No. 4515, CP No. 2551), Partner of MR & Associates, was duly appointed as a Scrutinizer by the Board of Directors of **India Power Corporation Limited** (the Company) for the purpose of Scrutinizing the process of voting through Remote e-voting and electronic voting at the Annual General Meeting under the provisions of Section 108 of the Companies Act, 2013 (the 2013 Act) read with Rule 20 of the Companies (Management and Administration) Rules, 2014 and the provisions of Regulation 44 of the Securities and Exchange Board of India (Listing Obligations and Disclosure Requirements) Regulations, 2015.

2. The Management of the Company is responsible to ensure the Compliance of the requirements of the Companies Act, 2013 and Rules relating to voting through Remote e-voting and electronic voting at the Annual General Meeting for the resolutions proposed in the Notice of 100th Annual General Meeting of the Members of the Company dated August 14, 2020 ("Notice") issued in accordance with General Circular No. 14/2020, 17/2020 and 20/2020 dated 8 April 2020, 13 April 2020 and 5 May 2020 respectively, issued by Ministry of Corporate Affairs (MCA) (hereinafter referred to as "MCA Circulars"), Government of India, calling the Annual General Meeting ("the Meeting" /"AGM") through VC / OAVM. My responsibility as a Scrutinizer for the process of voting through Remote e-voting and electronic voting at the Annual General Meeting is to ensure that the voting process is conducted in a fair and transparent manner and is restricted to making a Scrutinizer's Report for the votes cast in "favour" or "against" on the resolutions proposed in the Notice of the 100th AGM of the Company, based on the report provided by National Securities Depository Limited ("NSDL"), the agency engaged by the Company to provide e-voting facility for voting through electronic means.

3. In terms of the aforesaid Notice and as per the provisions of Section 108 of the Companies Act, 2013 (the 2013 Act) read with Rule 20 of the Companies (Management and Administration) Rules, 2014 and the provisions of Regulation 44 of the Securities and Exchange Board of India (Listing Obligations and Disclosure Requirements) Regulations, 2015, the remote e-voting facility was kept open for 3 (three) days from Sunday, September 27, 2020 (9.00 a.m.) till Tuesday, September 29, 2020 (5.00 p.m.) and Members were requested to cast their votes electronically conveying their assent or dissent in respect of the resolution on the e-voting platform provided by National Securities Depository Limited ("NSDL").

4. The Members holding equity shares as on the "cut-off date" i.e. September 23, 2020 were entitled to vote on the resolutions proposed in the Notice calling the 100th Annual General Meeting.

5. At the end of the remote e-voting period on Tuesday, September 29, 2020 (5.00 p.m.), the voting portal of the service provider was blocked forthwith for the purpose of remote e-voting.

6. The Chairman ordered for electronic voting at the AGM for those Members who could not cast their vote through remote e-voting.

7. After the conclusion of the electronic voting at the AGM on the 30th day of September, 2020, the votes cast were unblocked in the presence of two witness who acted as witnesses as prescribed under sub-rule 4(xii) of Rule 20 of the Companies (Management and Administration) Rules, 2014.

8. Thereafter, the details containing inter alia, list of the Members, who voted "for" or "against" on each of the resolution that were put to vote, were derived from the report generated from the e-voting website of National Securities Depository Limited ("NSDL") i.e. https://evoting.nsdl.com and based on such reports,

   100 Members have cast their votes through remote e-voting;

   1 Member had cast its votes through electronic voting at the AGM;

The brief analysis of the results of the voting through Remote e-voting and electronic voting at the Annual General Meeting are as under:

Item No. 1 - Ordinary Resolution :

To receive, consider and adopt the Audited Standalone Financial Statements and the Audited Consolidated Financial Statements of the Company for the financial year ended 31st March, 2020 together with the Reports of the Board of Directors and the Auditors thereon.

Particulars	No. of votes contained in						Percentage (%)
	Remote E-Voting		Electronic Voting at AGM		Total		
	No.	Votes	No.	Votes	No.	Votes	
Assent	99	430460988	1	40	100	430461028	100.00
Dissent	0	0	0	0	0	0	0.00
Total	99	430460988	1	40	100	430461028	100.00
Abstain / Invalid	0	0	0	0	--	--	--

Item No. 2 - Ordinary Resolution :

Declaration of Dividend on the Equity Shares of the Company for the financial year ended 31st March, 2020

Particulars	No. of votes contained in						Percentage (%)
	Remote E-Voting		Electronic Voting at AGM		Total		
	No.	Votes	No.	Votes	No.	Votes	
Assent	100	430461113	1	40	101	430461153	100.00
Dissent	0	0	0	0	0	0	0.00
Total	100	430461113	1	40	101	430461153	100.00
Abstain / Invalid	0	0	0	0	--	--	--

Item No. 3 - Ordinary Resolution :

Appointment of a Director in place of Mr. Raghav Raj Kanoria (holding DIN 07296482), who retires by rotation and being eligible, seeks re-appointment.

Particulars	No. of votes contained in						Percentage (%)
	Remote E-Voting		Electronic Voting at AGM		Total		
	No.	Votes	No.	Votes	No.	Votes	
Assent	97	430454082	1	40	98	430454122	99.9984
Dissent	3	7031	0	0	3	7031	0.0016
Total	100	430461113	1	40	101	430461153	100.00
Abstain / Invalid	0	0	0	0	--	--	--

Our Office :
46, B. B. Ganguly Street, 4th Floor
R. No.: 6, Kolkata 700012,
E Mail: goenkamohan@hotmail.com
goenkamohan@gmail.com

MR & Associates Company Secretaries

Mobile No.9831074332
Phone No .2237 9517

Item No. 4 - Ordinary Resolution :

Approval of the appointment of Shri Somesh Dasgupta (holding DIN 01298835) as a Director of the Company w.e.f 25th June, 2020.

Particulars	No. of votes contained in						Percentage (%)
	Remote E-Voting		Electronic Voting at AGM		Total		
	No.	Votes	No.	Votes	No.	Votes	
Assent	99	430458113	1	40	100	430458153	99.9993
Dissent	1	3000	0	0	1	3000	0.0007
Total	100	430461113	1	40	101	430461153	100.00
Abstain / Invalid	0	0	0	0	--	--	--

Item No. 5 - Special Resolution :

Approval of the appointment of Shri Somesh Dasgupta (holding DIN 01298835) as Whole-time Director of the Company for a term of 5 years w.e.f 25th June, 2020.

Particulars	No. of votes contained in						Percentage (%)
	Remote E-Voting		Electronic Voting at AGM		Total		
	No.	Votes	No.	Votes	No.	Votes	
Assent	99	430458113	1	40	100	430458153	99.9993
Dissent	1	3000	0	0	1	3000	0.0007
Total	100	430461113	1	40	101	430461153	100.00
Abstain / Invalid	0	0	0	0	--	--	--

Item No. 6 - Ordinary Resolution :

Ratification of remuneration payable to M/s. Mani & Co., Cost Accountants (Firm Registration No. 000004), the Cost Auditors for financial year 2020-21.

Particulars	No. of votes contained in						Percentage (%)
	Remote E-Voting		Electronic Voting at AGM		Total		
	No.	Votes	No.	Votes	No.	Votes	
Assent	100	430461113	1	40	101	430461153	100.00
Dissent	0	0	0	0	0	0	0.00
Total	100	430461113	1	40	101	430461153	100.00
Abstain / Invalid	0	0	0	0	--	--	--

9. Based on the foregoing, the resolution no.(s) 1 to 6 shall be deemed to have been passed with requisite majority.

10. All the relevant records / electronic data relating to the e-voting is under my safe custody and will be handed over to the Chairman or Company Secretary for preserving safely after the Chairman considers, approves and signs the minutes of the said AGM.

Thanking You,
For MR & Associates
Company Secretaries
For MR & Associates

MR & Associates Company Secretaries

Mohan Ram Goenka
Partner
C.P. No: 2551
UDIN No. F004515B000818451

Date : 30th September' 2020
Place : Kolkata

Countersigned by:

India Power Corporation Limited

Company Secretary

Our Office :
46, B. B. Ganguly Street, 4th Floor
R. No.: 6, Kolkata 700012,
E Mail: goenkamohan@hotmail.com
goenkamohan@gmail.com

Mobile No.9831074332
Phone No .2237 9517

Annual Report
2019-2020

INDIA POWER
Adding power to life

Empowering lives through TECHNOLOGY

Corporate Information

BOARD OF DIRECTORS
Mr. Amit Kiran Deb - Independent Director and Chairman
Mr. Nand Gopal Khaitan - Independent Director
Mr. Tantra Narayan Thakur - Independent Director
Mr. Debi Prasad Patra - Independent Director
Ms. Dipali Khanna - Independent Director
Mr. Jyoti Kumar Poddar - Non-Executive Director
Mr. Raghav Raj Kanoria - Managing Director
Mr. Somesh Dasgupta - Whole-time Director (w.e.f. 25th June, 2020)

CHIEF EXECUTIVE OFFICER
Mr. Sanjeev Seth

CHIEF FINANCIAL OFFICER
Mr. Amit Poddar

COMPANY SECRETARY
Mr. Prashant Kapoor

BOARD COMMITTEES
AUDIT COMMITTEE
Mr. Amit Kiran Deb - Chairman
Mr. Nand Gopal Khaitan
Mr. Debi Prasad Patra
Mr. Jyoti Kumar Poddar

STAKEHOLDERS RELATIONSHIP COMMITTEE
Mr. Jyoti Kumar Poddar - Chairman
Mr. Debi Prasad Patra
Mr. Raghav Raj Kanoria

NOMINATION AND REMUNERATION COMMITTEE
Mr. Nand Gopal Khaitan - Chairman
Mr. Amit Kiran Deb
Mr. Debi Prasad Patra
Mr. Jyoti Kumar Poddar

CORPORATE SOCIAL RESPONSIBILITY COMMITTEE
Mr. Amit Kiran Deb - Chairman
Mr. Debi Prasad Patra
Mr. Jyoti Kumar Poddar
Mr. Somesh Dasgupta

RISK MANAGEMENT COMMITTEE
Mr. Tantra Narayan Thakur - Chairman
Mr. Amit Kiran Deb
Mr. Debi Prasad Patra
Mr. Jyoti Kumar Poddar
Mr. Raghav Raj Kanoria
Mr. Somesh Dasgupta

COMMITTEE OF DIRECTORS
Mr. Jyoti Kumar Poddar - Chairman
Mr. Raghav Raj Kanoria
Mr. Somesh Dasgupta

AUDITORS
STATUTORY AUDITORS
S S Kothari Mehta & Co.

INTERNAL AUDITORS
Protiviti India Member Private Limited

COST AUDITORS
Mani & Co.

SECRETARIAL AUDITORS
H. M. Choraria & Co.

BANKERS
Axis Bank Limited
Corporation Bank Limited
(now amalgamated with Union Bank of India)
IDBI Bank Limited
RBL Bank Limited
The South Indian Bank Limited

REGISTRAR & SHARE TRANSFER AGENT
[Equity Shares & Non-Convertible Debentures]
CB Management Services Private Limited
P-22, Bondel Road,
Kolkata - 700 019, West Bengal, India
Phone: 91 33 4011 6700, 2280 6692/93/94/2486
Fax: 91 33 2287 0263
E-mail: rta@cbmsl.com

DEBENTURE TRUSTEE
Axis Trustee Services Limited
The Ruby, 2nd Floor, SW
29, Senapati Bapat Marg,
Dadar West, Mumbai - 400 028, Maharashtra, India
Phone: 91 22 6230 0451
E-mail: debenturetrustee@axistrustee.com

CORPORATE DETAILS
Registered Office: Plot No. X1-2 & 3, Block - EP,
Sector - V, Salt Lake City,
Kolkata – 700 091, West Bengal, India
Phone : 91 33 6609 4300/08/09/10
Fax : 91 33 2357 2452
E-mail: corporate@indiapower.com; pr@indiapower.com
Website: www.indiapower.com
CIN: L40105WB1919PLC003263

100TH ANNUAL GENERAL MEETING
on **Wednesday, 30th September, 2020** at **11:30 a.m. (IST)** through Video Conferencing / Other Audio Video Means

Table of Contents

Corporate Overview

India Power at a glance	2
Board of Directors	3
Managing Director's Message	4
Empowering Lives Through Technology	6
Business Segments	7
The Power Story of the Century	12
Empowering Lives across our Community	13

Statutory Reports

Board's Report and its Annexures	14

Financial Statements

Standalone Financial Statements	69
Consolidated Financial Statements	128

Forward-looking statements

In this Annual Report, we have disclosed information for the financial year 2019-20 and also certain forward-looking information/statements to enable investors to comprehend our prospects and take informed investment decisions. We have tried wherever possible to identify such statements by using words such as 'anticipate', 'estimate', 'expects', 'projects', 'intends', 'plans', 'believes' and words of similar substance in connection with any discussion of future performance. We cannot guarantee that these forward-looking statements will be realised, although we believe we have been prudent in assumptions. The achievements of results are subject to risks, uncertainties and even inaccurate assumptions. Should known or unknown risks or uncertainties materialise or should underlying assumptions prove inaccurate, actual results could vary materially from those anticipated, estimated or projected. Readers should keep this in mind. We undertake no obligation to publicly revise or update any forward-looking statement, whether as a result of new information, future events or otherwise.

India Power at a Glance

India Power Corporation Limited is one of the leading power utilities company in India, which started its journey in the year 1919. The Company is headquartered in Kolkata, West Bengal.

The Company has a Distribution License spread across 618 sq. kms. in the fast-growing Asansol - Ranigunj area of West Bengal. The Company maintains one of the lowest AT&C losses in the country which is around 3%. In order to improve operational efficiencies and enhance customer satisfaction, the Company has been consciously working towards a digital strategy for the last few years. The Company has successfully completed initiatives such as SCADA, IoT enabled Distribution Transformer health monitoring, AMI / Prepaid enabled meters, 24x7 call centre and data analytics, online prepaid recharge facilities for almost all the customers.

The Company is an ISO 9001:2015 entity and has actively forayed into a diversified portfolio, with renewable and conventional modes of power generation & distribution and aims to match the increasing demand of power in the future. Over the years, the Company has ventured into generation of electricity and has a total generation capacity of around 50 MW comprising of 12 MW of coal fired thermal power plant in Asansol, West Bengal, 35.2 MW of wind assets in Gujarat and Karnataka and 2 MW solar asset in West Bengal.

With a strong expertise in power distribution management and a burgeoning portfolio of power distribution, conventional & renewable energy generation, the Company has the goal of being a global power utility in the years to come, with a focus on power distribution assisted by technologies such as smart grid and smart metering.

Vision

A leading and reliable end-to-end energy solutions provider

Mission

- To empower industries and millions of humans by being the lowest cost, most reliable and environmentally sound conventional and non-conventional energy provider
- To provide employees a strong sense of ownership, professional respect and pride resulting in high morale and performance
- To increase stakeholder value through growth and profitability

Corporate Philosophy

Values

- Performance – target oriented
- Imagination and resourcefulness
- Support for employee empowerment
- Integrity, ownership & sense of belongingness

Culture

A unique culture comprising three 'D's:

- Discipline
- Dedication
- Devotion

Focus Areas

Together, we will achieve our vision by consistently growing through:

- Competitiveness and cost efficiency
- Constant search for opportunities
- Complementary strategic alliances
- Competency enhancement
- Customer orientation

Board of Directors

Mr. Amit Kiran Deb, *Independent Director & Chairman*

Mr. Amit Kiran Deb holds a Master's Degree in Political Science from Allahabad University. He joined the Indian Administrative Service in the year 1971 assigned then to the West Bengal Cadre. Thereafter, he served the Government in various critical departments and portfolios, including being the District Magistrate in Darjeeling and Midnapore, Commissioner-cum-Secretary, Education and Social Welfare Department, Government of Tripura, Joint Secretary, Cabinet Secretariat and Joint Secretary, Department of Electronics and had also represented Government of India in GATT negotiations in services in Geneva. Thereafter, he had held several key positions in Government of West Bengal like Special Secretary, Power Department, Principal Secretary to Chief Minister, Additional Chief Secretary, Home and Home Secretary and Chief Secretary to Government of West Bengal.

Mr. Nand Gopal Khaitan, *Independent Director*

Mr. Nand Gopal Khaitan is an Attorney-At-Law, Advocate and Notary Public, practicing in the Hon'ble High Courts and the Hon'ble Supreme Court of India and is a Senior Partner of Khaitan & Co., one of the largest law firms in India. He was awarded Bell Chamber's Gold Medal for standing first in all the Law Examinations. He has worked on a number of transactions including arbitration, civil and commercial litigation, competition and anti-trust law, corporate law, demergers, infrastructure projects, intellectual property, mergers and acquisitions, project finance, real estate, restructuring and taxation. As the President of Indian Council of Arbitration, Committee Member of Federation of Indian Chamber of Commerce and Industry and Senior Vice President of Bharat Chamber of Commerce, he regularly participates as a key speaker on subjects pertaining to different branches of law.

Mr. Tantra Narayan Thakur, *Independent Director*

Mr. Tantra Narayan Thakur has over 40 years of experience in Power Sector, Treasury Management & Financial Management. He is the former Chairman & Managing Director of PTC India Limited & PTC India Financial Services Limited. He is also the former Chairman of PTC Energy Limited. He has been instrumental for setting up of the first Power Exchange in India. He was a Member of the Management Board of TERI University and a Faculty of the Faculty of Management Services of Delhi University. He was also a Member of the Advisory Board of TERI for a number of years and was Member of the Finance Committee of Jawahar Lal Nehru University.

Mr. Debi Prasad Patra, *Independent Director*

Mr. Debi Prasad Patra holds a Master's Degree in Political Science from Delhi University. He joined the Indian Administrative Service in the year 1979 assigned then to the West Bengal Cadre and thereafter had a distinguished period spanning over 24 years in Government wherein he held several key portfolios including post of Under Secretary, Home Department, District Magistrate of Darjeeling and South 24 Parganas, Director of Industries, Managing Director, West Bengal Industrial Development Corporation and Secretary, Information Technology.

Ms. Dipali Khanna, *Independent Director*

Ms. Dipali Khanna holds Masters Degree in History from Delhi University, M.Sc. (National Security) from National Defence College and has completed a Certificate Course (Cost & Management Accountancy). She is a former officer of the Indian Railway Accounts Service and has worked as the CEO of the Indira Gandhi National Centre of Arts (IGNCA), New Delhi. Prior to her joining IGNCA, she has worked in various capacities in the realm of Finance and Administration during her years of civil service. She also served on the Boards of four large Public Sector Undertakings (PSUs) under the Ministry of Defence (HAL, MDL, GRSE & GSL), two PSUs under the Ministry of Power (NEEPCO & THDC), one PSU each under Ministry of Tourism (ITDC) and Ministry of Information & Broadcasting (NFDC).

Mr. Jyoti Kumar Poddar, *Non-Executive Director*

Mr. Jyoti Kumar Poddar has rich experience as an industrialist with interests in multifarious sectors like tea gardens, real estate and power. He has handled the entire Indian & Sri Lankan operations in solar business for Shell Solar Limited, Netherlands and is actively involved towards contributing to the green energy mission of the country by way of setting up solar photovoltaic cell manufacturing unit and other power projects in India.

Mr. Raghav Raj Kanoria, *Managing Director*

Mr. Raghav Raj Kanoria has eight years of experience in power and financial services sector. He has been largely responsible for India Power's strategy in consolidating its position as a leading power distribution utility in India and setting the vision to transform into a global power utility. He is actively involved in various national and international forums and chambers. He is currently the Chairperson for East & Northeast Regional Council for the Indo-Canadian Business Chamber. He is actively involved with CII and is a member of the West Bengal State Council, The National Infrastructure Council as well as the National Committee on Power for the Chamber. On the international front, he is a regular participant in the annual meetings of the World Economic Forum and the B20.

Mr. Somesh Dasgupta, *Whole-time Director*

Mr. Somesh Dasgupta is a graduate in Mechanical Engineering and Post Graduate in Human Resource Management. He obtained a Certificate in Total Quality Management from BITS, Sweden. Mr. Somesh Dasgupta is in the industry for the last 34 years. He is the Vice President of Indian Sub Continent of Asia Pacific Human Resource Management and the Vice Chairman, Board of Governors, C.I.E.M. He was the Past President of National Institute of Personnel Management. He is also holding the position of the Chairperson of the Bengal Chamber of Commerce & Industries – People Management Committee, Member of West Bengal Labour Welfare Board, Member of the Governing Body of the State Labour Institute, Kolkata, Minimum Wages Advisory Board-West Bengal, the Governing Body, Member of the State Productivity Council. He is in the Executive Committee of Employers Federation of India. He is the Member of the Central Board of Workers Education, Government of India, Member of FICCI West Bengal State Council.

Managing Director's Message

Dear Shareholders,

It gives me immense pleasure to present to you the Annual Report of your Company for the financial year 2019-20.

I am writing this in a time when the world is facing a challenge by the unexpected emergence of the Covid-19 pandemic, which has disrupted human lives and businesses across the world. The negative effects of the contagion have affected India as well. To contain the virus, the Government of India announced a nationwide lockdown, which led to a pause in economic activities. However, the Government has also been supportive and announced a stimulus package of ₹ 20 lakh crore under the 'Atmanirbhar Bharat' programme. These steps are expected to revive the economy and contain the impact on businesses across different industries.

The power sector across the world is undergoing a major transformation with emphasis on 3 D's – Decarbonisation, Decentralisation and Digitisation. This transformation will bring about a significant change in the functioning of the power sector in the near future with the first theme of 'Decarbonisation' already dominating the power generation sector. Renewable energy has crossed the 20% mark as a percentage of total electricity supplied and around 35% in terms of the total power capacity. With the current focus on renewable growth it will cross the 50% mark in the next 3-4 years. The Decentralisation and Digitisation of the power sector is now more relevant than ever with rooftop solar and technology initiatives, both prevalent across all states, utilities and customers.

Despite the economic slowdown, the demand for electricity has been steady and I expect it to grow in line with earlier years, with a pick-up in the economy, especially manufacturing activity. The Government of India has identified the power sector as a key sector of focus to promote sustained industrial growth and has announced a set of holistic reforms to maximise power generation capacity and improve distribution. In the last 20 years our country has added significantly to the overall generation capacity, from a meagre 100 GW to currently 370 GW - a growth of almost 400%. Such major capacity addition has resolved the power deficit in the country to a large extent. However, the distribution sector continues to incur huge losses due to inefficiently run state discoms throughout the country. Various programmes of the Government like UDAY, DDUGJY, IPDS, NSGM and many more have committed close to ₹ 1.5 lakh crores to the power distribution sector alone. But, the Central and State Governments need to focus more on bringing efficiencies in the power distribution sector through a combination of private sector participation and efficiency improvement by implementing smart metering and smart grid technologies across utilities. Your Company is well positioned to gain from the emerging opportunities in the power distribution space and will capitalise on the rich experience and strong management expertise in the business.

Your Company has over the last 100 years emerged as an integrated power company. Your Company has one of the first distribution licenses in the country across an area of 618 sq. kms. in the Asansol – Ranigunj area of West Bengal. With one of the lowest T&D losses in the country at around 3%, collection efficiency of more than 99% and best-in-class supply reliability of 99.80%, your Company has set new benchmarks in the power distribution business in India. Your Company has implemented large number of initiatives to strengthen the existing distribution network, expand it's footprint across the license area as well as implement large number of technology initiatives to help improve efficiency and reliability of the system. Your Company has completed a new 132 kV transmission line at a length of 33 kms to supply to

consumers at a higher voltage level. This project and other projects will add around ₹ 83 crores to the regulated asset base of your Company. In the quest to set new benchmarks for operational efficiencies and enhance customer satisfaction, your Company has adopted technology at a break-neck speed and upgraded its traditional processes to make them automated. Your Company has implemented advanced features such as SCADA, Gas Insulated Substation, 24x7 Online Distribution Transformer health monitoring through IoT and smart metering among other initiatives and continues to focus on emerging technologies in the power distribution business.

On the generation font, your Company has a total capacity of around 50 MW comprising of 35.2 MW of wind assets in Gujarat and Karnataka, 2 MW solar asset in West Bengal and 12 MW of coal fired thermal power plant in Asansol, West Bengal.

Despite disruptions due to the Covid-19 situation, your Company's operation continues to run smoothly, while abiding by the stringent health and safety guidelines issued by the Government of India. To deal with the pandemic, your Company has adopted best-in-class safety and hygiene practices, realigned mobility and enhanced digital working capabilities for the employees.

Your Company has been largely resilient to the overall economic weakness during the year, as well as to the disruptions caused by Covid-19. Your Company closed FY20 with the total revenue on a standalone basis at ₹ 509.20 crore registering a marginal drop from last year. The EBITDA and Profit after Tax for FY20 stood at ₹ 103.15 crore and ₹ 16.68 crore respectively. Despite the slowdown, we expect your Company to be resilient and continue to strengthen the balance sheet further. In a tough economic and business environment, your Company has been able improve the debt-equity ratio to 0.11 and thereby prepare for further growth in the near future.

Your Company is moving forward with a focus on the distribution business both as a network operator or licensee as well as a service provider for emerging areas like smart metering and storage. Your Company is also evaluating opportunities in the renewable energy space. As we strive to lead the reform process for sustainable power, we are also committed to safeguard the environment for future generations and develop our business in a way that adds value to the local communities. We plan to set higher benchmarks in implementation of cutting-edge and eco-friendly technologies.

Finally, I would like to extend my sincere gratitude to our customers, shareholders, suppliers, employees, lending institutions and the Government for their continuous trust and support throughout our journey. I also take this opportunity to wholeheartedly thank all our frontline warriors such as doctors, healthcare workers, municipal officials, army, police and all other people in the essential services for their undaunted spirit in tackling the Covid-19 crisis.

With one of the lowest T&D losses in the country at around 3%, collection efficiency of more than 99% and best-in-class supply reliability of 99.80%, your Company has set new benchmarks in the power distribution business in India. Your Company has completed a new 132 kV transmission line at a length of 33 kms to supply to consumers at a higher voltage level.

With best wishes,

RAGHAV RAJ KANORIA
Managing Director

Empowering Lives Through Technology

At India Power Corporation Limited, we endeavour to transform the Asansol-Ranigunj region in West Bengal into a national economic power hub. The Company is transforming the landscape of the power sector with technological advancement, innovation and digitization of the grid. We believe in a simple philosophy that our business should coexist with the wellbeing of the community and sustainable development of the environment in which we operate. Being one of the fastest growing economies, we understand the importance of uninterrupted power supply in uplifting the economy. Commitment and persistence towards nation building is our core strength for preparing it to gear towards a greener future. India Power Corporation Limited aspires to leverage advanced technology through digitisation and grid modernization initiatives for a smarter tomorrow.

Distribution

Distribution License - *Asansol, West Bengal*

India Power Corporation Limited has one of the first Distribution Licenses of India spread across 618 sq. kms. in the Asansol-Ranigunj area in the Burdwan District of West Bengal. The Company has managed to reduce the T&D losses over a period of time to one of the lowest in the country at around 3%. The Company supplies power to the Asansol-Ranigunj belt of West Bengal and has been a driver of economic and social growth in that region by supplying quality power to Government utilities, hospitals, industries, mines, commercial and domestic consumers.

132kV
New voltage segment added into the system

~3%
T&D Losses

99.80%
Best-in-class supply reliability

Key Highlights

- New voltage segment added – 132 kV added into the system
- Supply @ various voltage levels including 132kV, 33kV, 11kV and 440V
- Best-in-class supply reliability of 99.80%
- Advanced Metering Infrastructure, pre-paid metering and SAP system implemented
- Implemented SCADA, Gas Insulated Substation, 24x7 Online Distribution Transformer health monitoring through IoT
- Competitive Advantage – Preferred Utility in a multiple license area
- Energy efficiency through well distributed transformers and capacitor banks
- Positive sales growth higher than national average
- Moving towards automation and adoption of technology

Technology at India Power

The Global Energy Sector is going through digital transformation at a much faster pace than ever before. The entire value chain of the power sector from Generation to Transmission to Distribution is undergoing such changes led by data analytics, automation and artificial intelligence. Digital tools, if used properly can enhance operational efficiency throughout the power grid by increasing grid reliability and reducing the cost of delivering electricity to the end consumer.

Digitization at India Power

In line with global practices, the Company too has been in the forefront of this transformation. It aims to become smart utility and has implemented a number of initiatives. The Company's digitisation journey started with the customers where the Company switched from old analog meters to smart meters. To have better control over the network, the Company implemented SCADA (Supervisory control and data acquisition) in the distribution business. To monitor the consumption pattern of consumers as well as the distribution transformers, the Company has installed smart meters and IOT devices, which generate live data. This data is available to the field-teams for prompt action and close monitoring. This has reduced outages significantly thus benefitting the customers. The Company has implemented a unique architecture to bring all disparate data to a single repository due to which intelligent reporting has become possible. The architecture also allows different smart meter clouds to send data to a single repository thus enriching reporting systems in the Company. The Company is climbing up the maturity ladder to handle its data more efficiently. Going forward, customers are expected to get automated alerts for any outage and get their power usage patterns on their devices. The Company aims to have an end-to-end automated and digitised system and network from feeders upto the customer meter and aims to establish a first-of-its kind in the power distribution sector.

Business Intelligent (BI) Reporting System

The Company has adopted Business Intelligent (BI) form of reporting system across all levels. For this, it has adopted Tableau, one of the best BI tools globally. Further, it has automated all such BI reports at different times throughout the day to different stakeholders. To develop BI reporting, the Company implemented a unique architecture, making it among the first few in the country in power sector to do so.

Internet of Things (IOT)

IOT has been a proven technology in many sectors and the power sector is no exception. Various parts of power sector like - Generation, Transmission, Distribution, Renewables, etc. have all benefitted from adoption of IOT. Hence, the Company has leveraged the benefits and adopted IOT in it distribution network.

For the Company, measuring and monitoring the performance of assets such as Transformers are of utmost importance. Gathering crucial information about transformers in a timely manner like load, temperature etc. on real time basis has made several decisions making process faster and efficient. This has also helped in the preventive maintenance for assets across our network.

Outage Management System (OMS)

Outages in electrical grid are often a cause of customer dissatisfaction and are a cause of revenue loss for any utility. Hence, to reduce outages, it is necessary to reduce response time to the outages so that restoration is as fast as possible. Hence, to reduce these incidents, Outage Management System (OMS) has been brought in with the objective of enhancing customer satisfaction and reducing revenue loss. The Company is the first Discom in India to design its own OMS from scratch. The solution captures data on a real-time from the meter at each point, throughout the network and pulls in data to a central data repository, which is integrated with a real-time dashboard for operations/control room team, which shows the real-time statistics from the Feeder to the Consumer in the chain. The Dashboard built on a GIS map and each asset tagged with Geographic Latitude and Longitude helps the Operations team with the information such as network asset identification and location on GIS Map, identification of impacted consumers, load analysis of each Distribution Transformer, load flow analysis in real-time between source, distribution and consumption points, immediate identification of areas of concern (deviation of defined threshold limits), immediate identification of failure or faults, notify or alert the linesman / concerned team for fault and deviation, keep the field teams connected via mobile application using collaboration as video call & messaging and finally creating a knowledge repository of solution provided for future reference storing the case history.

SAP as Core ERP System

The Company has adopted SAP as its core ERP system for over a decade. The Company continued the SAP journey and further enhanced the consumer experience last year by introducing web portal and consumer mobile apps integrated with SAP. This allowed consumers to get his/her meter data, commercial information etc. on their finger tips. SAP integrated online payment collections options were introduced which allowed real time sync on consumer ledger thus enhancing consumer experience.

For billing requirement, the Company uses SAP IS-Utility software. This too was further strengthened by implementing the maker checker process resulting in more robust roll matrix which helps business to run error free environment and ensure compliance effectively.

Digital Security

Digital Security is an important aspect at the Company and several steps have been taken to ensure data security in the Company's network. All incoming and outgoing network traffic are monitored and controlled through a robust Firewall with defined web and application protection policies. Accesses to internet are restricted only for domain authenticated users which is SSO (Single-Sign-On) based. Users can access resources remotely only through VPN (Virtual Private Network) as per the requirement and duly authorized.

Critical applications like SAP, Website & Customer Portal are hosted in data centres of AWS and TCL which have Multi-Tier Cloud Security. Vulnerability Assessment & Penetration Testing is conducted once in a year by security experts and its findings are attended to, to mitigate any risk. Due to the steps taken above, during the financial year 2019-20, the Company did not have any security incident.

In all, with the implementation of these technologies we have levelled up for a progressive digital culture without compromising the success of the new technology we choose and we are on our way to becoming a digital India Power in line with Digital India.

Smart Metering at India Power

Indian electricity distribution sector

Electricity distribution utilities play the most critical role in the power sector by being the cash register for the entire value chain and the ultimate touch point with the end-consumers. However, Discoms have thus far also been the weakest link in the entire chain given their precarious financial situation and mounting losses despite several reform measures being taken in the past. It not only has the domino effect on the other segments within the power sector such as generation but has also contributed to the stress in the banking sector and to the budgetary discipline of various States. A key metric to assess the health of the distribution sector is AT&C loss level, which continues to remain over 20% on a pan-India basis and is much higher than the global benchmarks. Poor metering infrastructure including faulty, inadequate or complete lack of metering, inaccurate billing and electricity theft continue to be the key reasons for the poor health of this sector.

Commitment to transform the sector

In an effort to bring the distribution sector on the path of sustainability, Central and State Governments have embarked on several initiatives to reduce the AT&C losses. Government has committed to bringing down losses to 15% in the near term and 12% in the next few years. This commitment and policy thrust have given an impetus to large scale smart metering rollout, which is the most effective measure to bring down the overall losses. The Government as part of the budget 2020 has stated that it will convert all the electricity meters across the country into smart prepaid meters in the next three years. Further, the proposed National Tariff Policy envisages prepaid smart metering as one of the key action areas to transform this sector. In addition to playing a key role in reducing AT&C losses, a comprehensive smart metering deployment also holds promise to make the grid future ready.

Few of the benefits envisaged of large-scale smart metering rollout are:

- AT&C loss reduction
- Demand side management
- Optimal tariff design
- Energy efficiency
- Renewable and Electric Vehicle integration
- Better outage management and superior customer service
- Extensive data analytics and business intelligence capabilities

The rollout of smart meters on a pan-India basis targeted towards over 250 million consumers shall require an investment exceeding ₹ 10,000 Crore in the next 3-5 years. In an effort to meet such ambitious target in a timely manner, utilities are moving towards PPP (Public Private Partnership) models to leverage the financial and technological capabilities of the private sector.

Smart metering capability requirement

Unlike traditional electronic meters, which are stand-alone devices, smart meters require seamless bi-directional communication supported by sophisticated IT infrastructure in order to fully harness their capabilities. It has led to a shift from metering as a "Product" to metering as a "Solution" from the utilities' perspective. Further, the availability of near real-time and large number of energy consumption and various other data also provide avenues for extensive data analytics. This shift requires new set of players who don't only offer meters but also have complex technology integration capabilities and bring utilities' perspective to help the Discoms benefit most from such investment.

Ongoing initiatives

While the National Smart Grid Mission (NSGM) has undertaken several pilot projects, various State utilities such as from Madhya Pradesh, Gujarat, Delhi, Uttar Pradesh and others have led early deployment and have seen high success outcomes with reduction of losses by 15-35% in the target areas depending upon the current extent of losses.

Company among Leaders in smart metering journey

Buoyed by its earlier success, Madhya Pradesh Paschim Kshetra Vidyut Vitaran Company Limited, Indore ("MPPKVVCL"), is on course to deploy 350,000 smart meters in five IPDS towns in the pioneering "Opex model", which has been awarded to the Company. The Company shall execute the Project through its wholly-owned subsidiary Company MP Smart Grid Private Limited. The 7.5 years project spans across 2.5 years deployment and 5 years of Operation & Maintenance window. In addition to near real-time meter readings and several other system parameters, this project also envisages extensive analytical support from the Company.

Future strategy

Given the Company's first-hand experience in commercial scale smart metering deployment and relationship with global technology providers, the Company is uniquely positioned to lead the smart metering journey in India. It also provides the Company an opportunity to capitalize upon its decades of experience in this sector by sharing the best practices in AT&C loss management and cutting-edge practices with other State utilities. The MPPKVVCL project marks a great beginning, and the Company is targeting rollout of 10 million smart meters across various State utilities in the years to come.

Wind Energy

India Power Corporation Limited has over a decade of experience in operating wind energy projects. It has installed 35.2 MW wind power plants. Just as sustainability is at the core of any renewable energy business, the Company too believes in harnessing the good in energy to add quality to everyday life.

Key Highlights

- The Company operates the wind projects on an asset-light model, wherein, it exclusively administers the wind farms for a fixed lease payment
- All projects have secured long-term PPAs
- The Company ensures machine availability of above 95% and a Plant Load Factor (PLF) of over 18% across all units

State	District	Project Capacity	Commercial Operation Date	PPA Term and Authority	Tariff ₹/kWh
Karnataka	Chitradurga	10.4 MW	March 2006	20 Years – executed with Bangalore Electricity Supply Company Limited	3.4
Gujarat	Rajkot, Jamnagar and Kutch	24.8 MW	March 2007	20 Years – executed with Gujarat Urja Vikas Nigam Limited	3.37

Solar Energy

West Bengal Green Energy Development Corporation Limited in association with India Power Corporation Limited had set up a 2 MW Photo Voltaic solar power plant in Jamuria, West Bengal. Power generated from this solar plant is directly fed into the Company's Distribution License area at Asansol. The solar plant has helped to reduce 0.7 metric tons of CO_2 emission per day.

Key Highlights

- First in India to cross the Megawatt threshold in solar
- First grid connected solar power plant in India
- First significant climate responsive project in South Asia

The Power Story of the Century

India Power Corporation Limited completed its spectacular centenary journey this year, over which it has evolved and established itself as one of the leading power utilities company in India. The Company has achieved noteworthy milestones since its inception, which have contributed significantly to nation building.

The Company, incorporated in 1919, was a public sector undertaking known as Dishergarh Power Supply Company Limited. The objective of the Company was to primarily supply power to Bengal Coal Company Limited and the railways, besides industrial units and townships along the Asansol- Ranigunj Belt.

During the 1930s, the Company commissioned its first coal fired thermal power plant of 12 MW in Asansol, West Bengal. Thereafter, in the year 1932, the Company was granted its distribution license for distribution of electricity in the Asansol – Ranigunj belt. Ever since, the Company is partnering the progress of Eastern India, providing power to Government establishments, industrial houses, railways to domestic consumers.

In the year 2010, the Company changed hands and converted from a public sector enterprise to a private utility.

The Company continued to strengthen its electricity generation base. The Company ventured into renewable energy portfolio and operates 35.2 MW of wind assets in Gujarat and Karnataka and 2 MW solar asset in West Bengal.

In a business that needs to supply 24x7 reliable, most economical electricity for the benefit of the consumers, the Company has embarked on a number of technological initiatives and invested in cutting-edge technologies. The Company has gradually completed initiatives such as SCADA, Internet of Things ("IoT") & smart metering based Distribution Transformers and Power Transformers, AMI / Prepaid enabled meters for almost all the customers. Several digital initiatives such as a 24x7 call centre and data analytics, 24x7 online prepaid recharge facilities, pre-paid metering for customer convenience, new customer-care centres have also been rolled out for higher customer satisfaction.

Remaining true to the vision of the Company, over the years, the Company has grown, advanced and developed in various dimensions. The Company has already created its brand amongst its valued consumers having established network and service back up with high reliability and effective network management.

The Company is bringing to the fore a completely new approach in the way power utilities can be run in India - not capital driven as much as customer-driven. The Company has the goal of being a global power utility in the next few years and is moving towards with a focus on the distribution business both as a Power Distribution Utility as well as a service provider for smart meters and storage.

The Company to commemorate its centenary journey organised an event on 2nd July, 2019 at Asansol, West Bengal. The Chief Guest, Maharaj Swami Somatmananda of Ramkrishna Mission graced the occasion with his auspicious presence and enlightened everyone with his thought provoking discourse.

The Company had also organised a plant visit for its shareholders to the 12 MW thermal power plant situated in Asansol, West Bengal on 19th October, 2019. A total of 84 shareholders of the Company visited the said power plant.

Empowering Lives across our Community

Women Empowerment and Skill Development

ANANYA 2020

The Company, in its centenary year introduced a number of signature CSR initiatives among which Ananya was initiated with the objective to empower women. It is a platform to recognize, felicitate and motivate the strong-willed women, who are inspiration to many others, with special awards and certificates at a unique function to mark International Women's Day.

PROJECT SHAKTI PHASE – II

Project Shakti was a pilot project of the Company, which was executed last year to empower the women of Leprosy colonies and help them break the barriers of social taboos and stigmas and recognize their potential through vocational training courses. With the pledge to serve the needy and empower the women of our society, during the year 2019-20, the Company under the banner of Project Shakti: Phase II collaborated with Ujjiban-03 to impart vocational training courses to 30 women from Kankardanga Leprosy Colony on wool knitting and crystal items making. The program is a yearlong project, which includes motivational classes, business strategies and market linkage besides supporting the women with training materials and machineries.

Healthcare

The Company introduced yet another Annual Signature CSR initiative with the objective to address the most crucial issue of the world, Healthcare and Awareness. The initiative was partnered with renowned Hospitals and NGO from Kolkata & Durgapur. It was a three-day health camp for holistic health care. The health camp consisted of Eye care check-up, General Health check-up & Mother and Child care.

The Company also organised awareness programs on Women's Health and Menstrual Hygiene for adolescent school children and health camp at JK Nagar Bazaar, Navneet in association with RN Tagore Hospitals.

Education

MEDHA

The Company in association with Sri Hari Global School introduced an Annual scholarship program "Medha" to support girls' education, wherein the primary objective was to support the education of meritorious and ambitious girl children belonging to economically challenged background and guide them to a brighter future. Five meritorious girl students from underprivileged schools from the bowels of the license area have been chosen who will be provided scholarship of two years that would support their educational needs i.e. school tuition fees, coaching, reference books etc. with the sole objective to motivate them to fly high.

Environment

#GIFTGREEN

On the eve of World Environment Day, the Company reached out to its consumers in Asansol region and gifted them two saplings, one to be planted in their respective homes and the other one to be gifted to their peers and encouraging them to repeat the same, thus creating a chain of gifting green. We look forward to repeat this every year to encourage everyone to do their bit to save earth and its environment.

Board's Report

Board's Report

Dear Members,

Your Directors are pleased to present the Hundredth Annual Report together with the Audited Financial Statements of your Company for the financial year ended 31st March, 2020.

FINANCIAL RESULTS

The Consolidated and Standalone financial performance of your Company is summarised below:

(₹ in Lakhs)

Particulars	Consolidated		Standalone	
	Year ended 31st March, 2020	Year ended 31st March, 2019	Year ended 31st March, 2020	Year ended 31st March, 2019
Total income [including Regulatory income/(expense)]	53,040.30	59,501.95	53,255.98	56,798.89
Total expenditure	50,495.87	55,958.18	50,412.40	54,012.91
Exceptional items	24.63	111.27	-	-
Share of Profit/(Loss) of Joint Venture	(42.50)	(120.76)	-	-
Profit before Tax	**2,526.56**	**3,534.28**	**2,843.58**	**2,785.98**
Less: Provision for Taxation				
Current Tax	1,160.00	1,019.34	1,160.00	1,006.00
Deferred Tax	15.07	(326.92)	15.07	(89.87)
Profit for the year from continuing operations	**1,351.49**	**2,841.86**	**1,668.51**	**1,869.85**
Profit/(loss) from discontinued operations	(27.23)	(1,218.87)	-	-
Profit for the year	**1,324.26**	**1,622.99**	**1,668.51**	**1,869.85**

REVIEW OF OPERATIONS AND STATE OF COMPANY'S AFFAIRS

Your Company has been in the distribution business for over a Century and has one of the oldest distribution licenses across 618 sq. kms. in Asansol-Raniganj area of West Bengal. Your Company also has a burgeoning portfolio of conventional and renewable energy generation. As of 31st March, 2020, your Company had a total generation capacity both renewable and conventional of around 50 MW out of which around 37 MW is from green sources (Wind and Solar).

Your Company maintained its consistent operating performance during the year under review. The total income (including Regulatory income/ expense) was recorded at ₹ 53,255.98 Lakhs for the financial year ended 31st March, 2020, in comparison to the previous year figure of ₹ 56,798.89 Lakhs. Your Company supplied 845.14 Million Units of power in its license area in West Bengal and 67.23 Million Units of wind power during the financial year ended 31st March, 2020 as against 787.49 Million Units and 102.94 Million Units respectively for the previous year. The Profit after Tax for the financial year ended 31st March, 2020 was recorded at ₹ 1,668.51 Lakhs, as compared to previous year's figure of ₹ 1,869.85 Lakhs.

India Uniper Power Services Private Limited is a Joint Venture of your Company with Uniper Kraftwerke GmbH, incorporated to provide a range of value added services which includes operation & maintenance services and asset management and optimisation services for power generating assets both for new build and plants under operation, whether operated by thermal, gas or renewable power.

IPCL Pte Limited, a Wholly-owned Foreign Subsidiary of your Company was incorporated in the Republic of Singapore to explore business development activities including exploring opportunities of brown field acquisitions.

During the year under review, an application filed under Insolvency and Bankruptcy Code, 2016 ("IBC") against Meenakshi Energy Limited ("MEL"), Subsidiary of your Company as per the provisions of Companies Act, 2013 ("Act") was admitted by the Hon'ble National Company Law Tribunal ("NCLT"), Hyderabad vide its Order dated 7th November 2019. Subsequently the powers of the Board of Directors of MEL stand suspended and the management of MEL presently vests with the Resolution Professional appointed under the provisions of IBC. Your Company as shareholder of MEL has filed an appeal before National Company Law Appellate Tribunal, New Delhi ("NCLAT") against the order passed by NCLT, Hyderabad which is currently pending adjudication.

During the year under review, an application filed under IBC against India Power Corporation (Bodhgaya) Limited ("IPCBL"), Wholly-owned Subsidiary of your Company as per the provisions of the Act, was admitted by NCLT, Kolkata vide its Order dated 8th November, 2019. Subsequently the powers of the Board of Directors of IPCBL stand suspended and the management of IPCBL presently vests with the Resolution Professional appointed under the provisions of IBC. Your Company as shareholder of IPCBL filed an appeal before NCLAT against the order passed by NCLT, Kolkata which has been dismissed by NCLAT vide its order dated 22nd May, 2020.

Both, MEL and IPCBL still continue to be Subsidiary and Wholly-owned Subsidiary respectively of your Company under the Act.

Your Company acquired the entire paid up share capital of Parmeshi Energy Limited on 24th April, 2020 and incorporated a Wholly-owned Subsidiary Company MP Smart Grid Private Limited on 31st May, 2020 to facilitate your Company to participate in / implement bids and tenders to expand its business portfolio and / or undertake any ongoing project or bid.

Detailed information on your Company's operations, state of its affairs and outlook, are elaborated in the Management Discussion & Analysis Report as stipulated under Regulation 34(2) of SEBI (Listing Obligations & Disclosure Requirements) Regulations, 2015 ("Listing Regulations") which is attached to this Report as **Annexure I**.

There is no material change and commitment affecting the financial position of your Company which has occurred after the end of the financial year till the date of this Report, other than those stated in this Report.

DIVIDEND

In terms of Regulation 43A of the Listing Regulations, your Company has a Dividend Distribution Policy approved and adopted by the Board of Directors which sets out the parameters and circumstances to be considered while declaring dividend and utilization of retained earnings. The Policy reflects the intent of your Company to reward its Members by sharing a portion of its profits after retaining sufficient funds for the business and long term growth of your Company. The Dividend Distribution Policy is available on your Company's website at the link *http://www.indiapower.com/pdf/Dividend%20Distribution%20Policy.pdf*.

In line with the Dividend Distribution Policy and considering your Company's performance and financial position during the year under review, the Board of Directors are pleased to recommend a dividend of 5 (five) percent (₹ 0.05 per equity share) for the financial year ended 31st March, 2020, subject to approval of the Members at the ensuing Annual General Meeting.

RESERVES

The amount carried to the reserves and surplus for the financial year 2019-20 are given in the Standalone Financial Statements of your Company for the financial year ended 31st March, 2020.

DEPOSITS

Your Company has not accepted any deposits within the ambit of Section 73 of the Act and the Companies (Acceptance of Deposits) Rules, 2014.

SHARE CAPITAL

In terms of the Scheme of Arrangement and Amalgamation of erstwhile India Power Corporation Limited ("erstwhile IPCL") (CIN: U40101WB2003PLC097340) into and with DPSC Limited (now known as India Power Corporation Limited) (CIN: L40105WB1919PLC003263) sanctioned by the Hon'ble High Court at Calcutta vide its order dated 17th April, 2013 ("Scheme"), the Shareholders of erstwhile IPCL are entitled to be allotted 11 equity shares of ₹ 1 each of your Company for every 100 equity shares of erstwhile IPCL held by them totaling to allotment of 112,02,75,823 equity shares of ₹ 1 each ("consideration shares"). The existing holding of erstwhile IPCL in your Company i.e. 51,61,32,374 equity shares shall stand cancelled pursuant to the aforesaid Scheme and accordingly the paid-up equity share capital of your Company upon allotment of the consideration shares and cancellation as envisaged above will be increased from ₹ 97,37,89,640 to ₹ 157,79,33,089 comprising 157,79,33,089 equity shares of ₹ 1 each. Cancellation and allotment of the aforesaid shares has not been given effect due to certain pending clearance(s)/approval(s) from the Stock Exchanges.

SUBSIDIARIES AND ASSOCIATES

In line with Section 129(3) of the Act read with the Companies (Accounts) Rules, 2014, Listing Regulations and in accordance with Indian Accounting Standards, Consolidated Financial Statements prepared by your Company includes financial information of the Subsidiary and Associate Companies and their contribution to the overall performance of your Company during the year under review.

Due to initiation of Corporate Insolvency Resolution Process ("CIRP") of MEL with effect from 7th November, 2019 and IPCBL with effect from 8th November, 2019, the powers of the Board of Directors of MEL and IPCBL have been suspended and they have ceased to be Subsidiaries of your Company with effect from the aforesaid dates, pursuant to applicable Accounting Standards, as your Company no longer has any control on these entities.

The financial statement of IPCBL for the interim period till initiation of CIRP i.e. from 1st April, 2019 till 7th November, 2019 has been consolidated with your Company's financials. Further as the financial statements of MEL for the interim period till initiation of CIRP i.e. from 1st April, 2019 till 6th November, 2019 are yet to be compiled, your Company has not consolidated MEL's account with your Company's financials.

Pursuant to the provisions of Section 129(3) of the Act read with Rule 5 of the Companies (Accounts) Rules, 2014, the Statement in Form AOC-1 containing the salient features of the Financial Statements of your Company's Subsidiaries and Associate forms part of the Financial Statements of your Company which is in addition to this Report. Further, in terms of Rule 8 of the Companies (Accounts) Rules, 2014, the report on the highlights of the performance of each of the Subsidiary and Associate Companies also forms part of Form AOC-1.

Pursuant to the provisions of Section 136 of the Act, copies of the Annual Accounts in respect of each of the Subsidiaries would be available on your Company's website www.indiapower.com.

BOARD OF DIRECTORS

- ***Appointment***

  The Board of Directors ("Board") of your Company at its meeting held on 25th June, 2020, based on the recommendation of the Nomination and Remuneration Committee and subject to the approval of the Members at the ensuing Annual General Meeting, approved the appointment of Mr. Somesh Dasgupta (DIN: 01298835) as the Whole-time Director of your Company for a term of 5 (five) years w.e.f. 25th June, 2020 i.e. till 24th June, 2025 whose period of office shall be liable to retire by rotation and also approved the terms and conditions of the appointment including remuneration.

  The Board of your Company recommends the above appointment. Appropriate resolution for his appointment shall be included in the Notice convening the ensuing Annual General Meeting for seeking approval of the Members.

- ***Director retiring by rotation***

  In accordance with the provisions of Section 152 of the Act read with the Companies (Appointment and Qualification of Directors) Rules, 2014 and the Articles of Association of your Company, Mr. Raghav Raj Kanoria (DIN: 07296482), Managing Director of your Company, retires by rotation at the ensuing Annual General Meeting and being eligible, offers himself for re-appointment.

  The Board of your Company recommends the above re-appointment. Appropriate resolution for his re-appointment shall be included in the Notice convening the ensuing Annual General Meeting for seeking approval of the Members.

- ***Cessation***

  During the year under review, Mr. Hemant Kanoria (DIN: 00193015), Non–Executive Director and Chairman resigned from the Board of your Company with effect from the close of Board Meeting held on 4th February, 2020.

  The Board of your Company has placed on records its sincere appreciation for the guidance and support rendered by Mr. Hemant Kanoria during his association with your Company. Mr. Hemant Kanoria was the Chairman of your Company for almost a decade and your Company immensely benefitted from his vision and leadership. His inspiring vision will continue to guide your Company in the journey ahead.

- ***Appointment of Chairman***

  The Board of your Company at their meeting held on 4th February, 2020 elected Mr. Amit Kiran Deb, Independent Director (DIN: 02107792) as the Chairman of the Board and your Company with effect from the close of Board Meeting held on 4th February, 2020.

- ***Performance Evaluation***

  Pursuant to the provisions of Section 134 read with Code of Independent Directors (Schedule IV to the Act) and Section 178 of the Act, Listing Regulations and in line with the Guidance Note on Board Evaluation issued by Securities and Exchange Board of India ("SEBI") dated 5th January, 2017, the Board carried out the annual evaluation of the performance of the Board, the working of the Committees of the Board of your Company and Individual Directors for the financial year 2019-20.

  The performance evaluation was carried out through a structured questionnaire seeking feedback from the Directors on certain predefined parameters.

  The performance evaluation of the Board of your Company was carried out on the basis of criteria such as Board structure and composition, Board culture and dynamics, effectiveness of Board processes, information and functioning, etc. The Committees of the Board of your Company were evaluated on parameters such as adequacy of Committee composition, frequency and effectiveness of Committee meetings, Committee dynamics, etc.

  The Board of your Company reviewed the performance of Individual Directors (including Independent Directors) on parameters such as understanding the operating and business environment, contribution at the meetings, guidance / support to management, application of independent judgment while taking decisions at the meetings, etc. and the performance of the Chairman of your Company on criteria such as efficient leadership, professionalism, impartiality, safeguarding the interest of various stakeholders, etc. The Board of your Company expressed their satisfaction with the overall evaluation process.

  Further, in the separate meeting of Independent Directors of your Company held during the year under review, performance of non-Independent Directors, performance of the Board and the performance of the Chairman was evaluated and the quality, quantity and timeliness of flow of information between your Company's Management and the Board was assessed.

- ***Declaration by Directors***

  As per the declarations received by your Company, none of the Directors on the Board of your Company are disqualified to be appointed as a Director of your Company under the applicable provisions of the Act and / or the Listing Regulations.

- ***Independent Directors***

  The Board of your Company have taken on record the declarations received from each of the Independent Directors confirming that they meet the criteria of independence prescribed under Section 149(6) of the Act and Regulation 16(1)(b) of the Listing Regulations and that they are not aware of any circumstances or situation, which exist or may be reasonably anticipated, that could impair or impact their ability to discharge their duties with an objective independent judgment and without any external influence, after undertaking due assessment of veracity of the same.

  The Independent Directors of your Company have taken requisite steps towards inclusion of their name in the Databank of the Independent Directors maintained with the Indian Institute of Corporate Affairs, in terms of Section 150 of the Act read with Rule 6(4) of the Companies (Appointment & Qualification of Directors) Rules, 2014.

  The terms and conditions of appointment of Independent Directors are available on your Company's website at the link *http://www.indiapower.com/pdf/Terms%20&%20Conditions%20of%20Appointment%20of%20ID.pdf*.

KEY MANAGERIAL PERSONNEL

In terms of Sections 2(51) and 203 of the Act, the following were the Key Managerial Personnel of your Company as on 31st March, 2020:

i) Mr. Raghav Raj Kanoria, Managing Director
ii) Mr. Sanjeev Seth, Chief Executive Officer
iii) Mr. Amit Poddar, Chief Financial Officer
iv) Mr. Prashant Kapoor, Company Secretary

There were no changes in Key Managerial Personnel of your Company during the year under review. The details of the remuneration of the Key Managerial Personnel for the financial year 2019-20 are given in the extract of Annual Return in Form No. MGT-9 annexed hereto and forming part of this Report.

The Board at its meeting held on 25th June, 2020, based on the recommendation of the Nomination and Remuneration Committee of your Company, designated Mr. Somesh Dasgupta as the Key Managerial Personnel of your Company w.e.f. 25th June, 2020.

COMMITTEES OF THE BOARD

Your Company has 6 (six) Board level Committees viz. Audit Committee, Nomination and Remuneration Committee, Stakeholders Relationship Committee, Corporate Social Responsibility Committee, Risk Management Committee and Committee of Directors set up under the formal approval of the Board to carry out clearly defined roles and responsibilities and to oversee important functions to increase the efficacy of governance. The composition and brief terms of reference of the Committees are given in the Report on Corporate Governance annexed hereto and forming part of this Report.

All observations, recommendations and decision of the above Committees are placed before the Board of your Company for their consideration.

During the year under review there has been no instance where the Board has not accepted the recommendations of the Committees.

BOARD AND COMMITTEE MEETINGS

During the financial year 2019-20, 4 (four) meetings of the Board of your Company were convened and held on 23rd May, 2019, 10th August, 2019, 12th November, 2019 and 4th February, 2020. The maximum time gap between any two consecutive Board meetings did not exceed 120 (one hundred and twenty) days.

Additionally, several Committee meetings were also held during the year under review. Detailed information of particulars of meetings held during the financial year 2019-20 and the attendance of the Directors at such meetings are given in the Report on Corporate Governance annexed hereto and forming part of this Report.

DIRECTORS' RESPONSIBILITY STATEMENT

In terms of Sections 134(3)(c) and 134(5) of the Act, your Directors to the best of their knowledge and ability and according to the information and explanations obtained by them, state and confirm that:

a) in the preparation of the Annual Accounts for the financial year ended 31st March, 2020, the applicable Accounting Standards have been followed, along with proper explanation relating to material departures;

b) they have selected such accounting policies and applied them consistently and made judgments and estimates that are reasonable and prudent so as to give a true and fair view of the state of affairs of your Company as at 31st March, 2020 and of the profit of your Company for the year ended on that date;

c) they have taken proper and sufficient care for the maintenance of adequate accounting records in accordance with the provisions of the Act for safeguarding the assets of your Company and for preventing and detecting fraud and other irregularities;

d) the Annual Accounts have been prepared on a going concern basis;

e) they have laid down internal financial controls to be followed by your Company and that such internal financial controls are adequate and are operating effectively; and

f) they have devised proper systems to ensure compliance with the provisions of all applicable laws and that such systems are adequate and operating effectively.

POLICIES AND PROCEDURES

Policies and Procedures are an essential component of your Company's Corporate Governance framework which outlines the organisational and operational structure. In line with this approach and in terms of the provisions of the Act and Listing Regulations, your Company has framed various Policies and Procedures duly approved and adopted by the Board. Your Company reviews its Policies and Procedures in view of the changing business environment and regulatory frameworks.

- ***Nomination & Remuneration Policy***

  In terms of Section 178(3) of the Act and Regulation 19 of the Listing Regulations, your Company has in place a Nomination & Remuneration Policy which broadly lays down the guiding principles, procedures and basis for selection and appointment of Directors, Key Managerial Personnel and Senior Management Personnel, including criteria for determining qualification, positive attributes, independence of a Director and payment of Remuneration to Directors, Key Managerial Personnel, Senior Management Personnel and other Employees.

  During the year under review, the Board of your Company based on the recommendation of the Nomination & Remuneration Committee, reviewed and adopted a revised Nomination and Remuneration Policy, to further streamline the process of appointment and removal of Key Managerial Personnel and Senior Management Personnel and payment of remuneration to them. The Policy is available on your Company's website at the link *https://www.indiapower.com/pdf/IPCL%20NRC%20POLICY2019.pdf*.

- ***Corporate Social Responsibility***

  Your Company believes in a holistic approach when it comes to perceiving the society at a large. Your Company understands its social responsibility and hence has been at the epitome of being a socially responsible organisation. Your Company strives to create a value-based and empowered society through continuous and purposeful engagement with the local communities.

  In line with your Company's CSR Policy and strategy, this year your Company focused primarily on certain sections which needs special attention such as rural development, education, healthcare, women empowerment, green initiatives, recognition to sports, preserving the nation's culture and heritage, extending help during disasters and crisis, skill development programs and vocational trainings.

  The details of the CSR initiatives and projects undertaken by your Company during the financial year 2019-20 are outlined in the Annual Report on CSR activities which is attached to this Report as **Annexure II.**

  During the year under review, in terms of Section 135 of the Act, the Board of your Company based on the recommendation of the CSR Committee has approved and adopted a revised CSR Policy to align the policy with the provisions of the Act. Your Company undertakes CSR activities in accordance with the said Policy. The said policy is available on your Company's website at the link *https://www.indiapower.com/pdf/Corporate%20Social%20Responsibility%20Policy.pdf*.

- ***Risk Management***

  Your Company recognises that it is exposed to significant and wide-ranging uncertainties, which is inherent for the highly regulated, volatile, complex and competitive power sector that it operates in. These changes bring in new opportunities for your Company but also bring about multi-dimensional risks, which need to be judiciously managed. To safeguard your Company against the rising risks, the management of your Company continues to proactively identify, analyse, manage and evaluate potential risks and devise its short-term and long-term actions to mitigate such risks thereby protecting Shareholders' value, improving governance process and achieving strategic objectives.

  With an objective to establish a systematic and disciplined approach to Risk Management and provide a more structured and robust framework to identify and evaluate various elements of risk that may threaten the existence of your Company, a Risk Management Policy of your Company has been adopted. As per the said policy, a standardized Risk Management process and System has been implemented. Risk plans have been framed for all identified risks with mitigation action. It outlines how Risk Management activities will be performed and monitored by your Company and practices for recording and prioritizing risks.

  The Risk Management Committee is responsible to frame, implement, monitor and review the Risk Management Plan of your Company and to lay down risk assessment and minimization procedures. The Risk Management Committee periodically reviews the major risks identified and finalises the mitigation plans.

  The details of the keys risks identified by your Company and the strategies adopted to mitigate the same are explained in the Management Discussion & Analysis Report annexed hereto and forming part of this Report.

- ***Internal Control Systems and their Adequacy***

  Your Company has proper and adequate Internal Control Systems

commensurate with the nature of its business and the size, scale and complexity of its operations.

The Internal Audit Department continuously monitors the effectiveness and adequacy of Internal Control System in your Company, its compliance with the operating systems, accounting procedures and policies of your Company and suggests improvements. To maintain its objectivity and independence, the Internal Auditors presents a detailed report to the Audit Committee on a quarterly basis highlighting therein significant deviations, if any. The Audit Committee reviews these reports with the management and suggests improvements and corrective measures thereon. Based on the report of Internal Audit corrective actions are undertaken in the respective areas, thereby strengthening and maintaining a healthy Internal Control System.

- ***Vigil Mechanism for Directors and Employees***

The Board of your Company has in terms of Section 177(9) of the Act and Regulation 22 of the Listing Regulations, framed and adopted a Vigil Mechanism / Whistle Blower Policy with an aim of building a successful whistleblower mechanism, the one which is fair, non-vindictive and easily accessible to all, so that suspected unethical behavior improper / illegal practices, leakage of Unpublished Price Sensitive Information and wrongful conduct taking place in your Company are detected and controlled at a nascent stage and also to provide for adequate safeguard against victimization of Directors and Employees.

The Policy provides for a detailed complaint and investigation process with provisions for direct access to the Chairman of the Audit Committee for redressal. Requisite safeguards against victimization or unfair treatment of Directors and Employees who avail the mechanism is also provided. The functioning of the Vigil Mechanism / Whistle Blower Policy is reviewed by the Audit Committee.

During the year under review, the Vigil Mechanism / Whistle Blower Policy was amended by the Board of your Company based on the recommendation of the Audit Committee to incorporate the provisions of Regulation 9A of the SEBI (Prohibition of Insider Trading) Regulations, 2015.

Your Company hereby affirms that no complaint under the Policy was received during the year under review and that no person was denied access to the Chairman of the Audit Committee. The Vigil Mechanism / Whistle Blower Policy is available on your Company's website at the link *https://www.indiapower.com/pdf/WHISTHLE%20BLOWER%20VIGIL%20MECHANISM.pdf*.

- ***Prevention, Prohibition and Redressal of Sexual Harassment of Women at the Workplace***

Your Company remains committed to provide and promote a healthy culture and congenial working environment for all its Employees that enables Employees to work without fear of prejudice, gender bias and sexual harassment. As an organisation, your Company is committed to ensure that every employee is treated with dignity and respect.

Your Company in order to foster a positive workplace environment, free from harassment of any nature and in terms of the provisions of the Sexual Harassment of Women at Workplace (Prevention, Prohibition and Redressal) Act, 2013 and Rules framed thereunder, has enacted a Policy on Prevention of Sexual Harassment and duly constituted Internal Complaints Committee to redress complaints, if any, received regarding sexual harassment. During the year under review, no complaint pertaining to sexual harassment was received by your Company. The said Policy is available on your Company's website at the link *https://www.indiapower.com/pdf/Prevention_of_Sexual_Harrasment.pdf*.

AUDITORS AND AUDITOR'S REPORT

- ***Statutory Auditors***

M/s. S S Kothari Mehta & Co., Chartered Accountants (Firm Registration No. 000756N) was appointed as the Statutory Auditors of your Company at the 97th Annual General Meeting to hold office for a period of 5 (five) consecutive years, from the conclusion of the 97th Annual General Meeting till the conclusion of the 102nd Annual General Meeting of your Company to be held in the year 2022. In accordance with the Companies (Amendment) Act, 2017 enforced on 7th May, 2018 by the Ministry of Corporate Affairs, the appointment of Statutory Auditors is not required to be ratified at every Annual General Meeting.

The Reports given by the Auditors on the Standalone and Consolidated Financial Statements of your Company for the year ended 31st March, 2020 forms part of the Annual Report.

There is no qualification, reservation, adverse remark or disclaimer given by the Auditors in their Report on the Standalone Financial Statements of your Company for the year ended 31st March, 2020. The Auditors' Report on the Consolidated Financial Statements of your Company for the year ended 31st March, 2020 contains a qualification with regard to non-consolidation of accounts of MEL for the period from 1st April, 2019 till initiation of CIRP i.e. till 6th November, 2019 as per Indian Accounting Standard 110 on accounting of Consolidated Financial Statements.

Your Company's investment of 381,15,06,509 equity shares in MEL representing 92.75% of MEL's equity shares, which were fully pledged with SBICAP Trustee Company Limited on behalf of the Lenders of MEL was invoked on 2nd May, 2018. This matter and lender interchangeability is presently pending with the High Court of judicature at Hyderabad for the State of Telangana and the State of Andhra Pradesh and is sub-judice. Pursuant to initiation of CIRP of MEL with effect from 7th November, 2019, it ceased to be Subsidiary of your Company with effect from the aforesaid date pursuant to applicable Accounting Standards, as your Company no longer has any control on these entities. Further, as the Financial Statements of MEL for the interim period till initiation of CIRP i.e. till 6th November, 2019 and the previous year are yet to be compiled, hence your Company has not consolidated MEL's account with your Company's financials.

The emphasis of matter given in the Auditors' Report on the Standalone and Consolidated Financial Statements read with Note no. 9.2 of the Standalone and Consolidated Financial Statements are self-explanatory.

The Statutory Auditors of your Company have not reported any incident of fraud to the Audit Committee of your Company in terms of provisions of Section 143(12) of the Act.

- ***Cost Auditors***

Pursuant to Section 148(2) of the Act read with the Companies (Cost Records and Audit) Rules, 2014, your Company is required to maintain cost records and get its cost records audited by a Cost Accountant and accordingly such accounts and records are maintained by your Company. The Board of your Company at its meeting held on 25th June, 2020 based on the recommendation of the Audit Committee, approved the re-appointment of M/s. Mani & Co., Cost Accountants (Firm Registration No. 000004) as the Cost Auditors to conduct

the audit of the cost records of your Company for the financial year ended 31st March, 2021.

The remuneration payable to the Cost Auditors is subject to ratification of the Members at the ensuing Annual General Meeting. Accordingly, appropriate resolution for ratification of the remuneration payable to M/s. Mani & Co., Cost Accountants to conduct the audit of cost records of your Company for the financial year ended 31st March, 2021 shall be included in the Notice convening the ensuing Annual General Meeting for seeking approval of the Members.

- ***Internal Auditors***

Protiviti India Member Private Limited has been appointed as the Internal Auditors of your Company for the financial year ended 31st March, 2021 pursuant to Section 138(1) of the Act to conduct the internal audit of the functions and activities of your Company. The Internal Auditors report to the Audit Committee. The Internal Audit Report is placed at the meetings of Audit Committee for their review.

- ***Secretarial Auditors***

Pursuant to Section 204 of the Act read with Rules framed thereunder and Regulation 24A of the Listing Regulations, M/s. H. M. Choraria & Co., Practising Company Secretaries (Membership No. 2398; Certificate of Practice No. 1499) has been appointed to undertake the secretarial audit of your Company for the financial year ended 31st March, 2020. The Secretarial Audit Report is attached to this Report as **Annexure III**.

The Secretarial Auditors have made certain observations in the Secretarial Audit Report with respect to non-compliance of Minimum Public Shareholding ("MPS") requirement as prescribed by SEBI, West Bengal Electricity Regulatory Commission ("WBERC") matter and non-consolidation of accounts of MEL.

With regard to the non-compliance of MPS requirement, the Whole Time Member, SEBI has passed an ex-parte Interim Order No. WTM/PS/08/CFD/JUNE/2013 dated 4th June, 2013 directing your Company to comply with the MPS requirement. The said Order was quashed by Securities Appellate Tribunal, Mumbai ("SAT") vide it's Order dated 3rd April, 2019 basis Appeals filed with SAT by some of the Independent Directors of your Company in their personal capacity. Thereafter, the list of SEBI Debarred Entities available on the website of National Stock Exchange of India Limited ("NSE") was updated and the restraints imposed on the Promoter and all the Directors of your Company was changed as revoked. In light of the above mentioned SAT Order, your Company released the dividend kept in abeyance since financial years 2012-13 and paid full entitled dividend for the financial year 2018-19 to the eligible entities and entire voting rights was exercised by such entities at the Annual General Meeting of your Company held on 10th August, 2019.

Further, the said order was reviewed by SAT on an application filed by SEBI. Since SEBI's ex-parte interim order dated 4th June, 2013 was passed against total 105 entities, therefore SEBI approached SAT to ensure that SAT's order dated 3rd April, 2019 is not used by other MPS non-compliant entities as a general order for setting aside the SEBI's ex-parte interim order dated 4th June, 2013 which continues to be applicable on them on account of non-compliance. SAT after hearing the said application on 5th September, 2019 clarified their order dated 3rd April, 2019 and held that the SEBI's ex-parte interim order dated 4th June, 2013 and the confirmatory order dated 25th July, 2017 is quashed in so far as the appellants are concerned. It has also been mentioned in SEBI's application that they are not challenging any of the findings in the SAT's order dated 3rd April, 2019 and are not disputing any facts of such order. Hence, SAT's clarificatory order dated 5th September, 2019 did not change the principles / views as embodied in the SAT's order dated 3rd April, 2019. Even subsequent to the SAT's clarificatory order dated 5th September, 2019, the list of SEBI Debarred Entities available on the website of NSE remains unchanged i.e. the restraints imposed on the Promoter and all the Directors of your Company is revoked.

In relation to the WBERC matter, WBERC vide its Order dated 7th July, 2014 in its suo-moto proceedings against your Company in respect of the Scheme has held that the said arrangement needs prior approval of WBERC under Section 17(4) of the Electricity Act, 2003 and in absence of such prior approval, WBERC has held the Scheme as void as a licensee. The said Order was challenged by your Company before the Hon'ble High Court at Calcutta and the single member bench of Hon'ble High Court at Calcutta quashed the said Order dated 7th July, 2014 by allowing the Writ Application. WBERC has preferred an appeal against the Order of the single member bench before the division bench of the Hon'ble High Court at Calcutta. The disposal of the matter is currently pending.

With regards to the observation regarding non-consolidation of accounts of a Subsidiary, the same has been detailed under the section "Statutory Auditors" under "Auditors and Auditor's Report" in this Report.

CORPORATE GOVERNANCE

Pursuant to Regulation 34 read with Schedule V to the Listing Regulations, the Report on Corporate Governance along with Certificate from the Statutory Auditors of your Company conforming compliance of the conditions of Corporate Governance is attached to this Report as **Annexure IV**.

PARTICULARS OF CONTRACTS OR ARRANGEMENTS WITH RELATED PARTIES

All contracts or arrangements entered by your Company with the Related Parties during the financial year under review were in the ordinary course of business and on an arm's length basis and in accordance with the provisions of the Act, the Listing Regulations and the Related Party Transaction Policy of your Company.

In terms of Section 177 of the Act and Regulation 23(2) of the Listing Regulations, your Company obtains prior approval of the Audit Committee for all Related Party Transactions entered into by your Company. Prior omnibus approval of the Audit Committee is obtained for Related Party Transactions which are repetitive in nature and / or entered in the ordinary course of business and on an arm's length basis. All Related Party Transactions entered into by your Company are thereafter reviewed by the Audit Committee on a quarterly basis.

A Related Party Transaction Policy has been formulated by your Company to ensure that transparent approval, reporting and disclosure processes are in place for all transactions between your Company and Related Parties. This Policy specifically deals with the approval and review of Related Party Transactions keeping in mind the potential or actual conflicts of interest that may arise because of entering into these transactions. The Policy on dealing with Related Party Transactions is available on your Company's website at the link *https://www.indiapower.com/pdf/Related%20Party%20Transactions%20Policy.pdf*.

Since all Related Party Transactions entered into by your Company were in the ordinary course of business and were on an arm's length basis and no material Related Party Transaction arising from contract / arrangement / transaction under the purview of Section 188(1) of the Act was entered into with Related Parties during the financial year 2019-20, the disclosure of Related Party Transactions in terms of Section 134(3)(h) of the Act in Form AOC-2 is not applicable to your

Company. The details of contract / arrangement / transaction entered by your Company with Related Parties during the financial year 2019-20 are set out in the Notes to the Financial Statements for the year ended 31st March, 2020.

PARTICULARS OF LOANS, GUARANTEES OR INVESTMENTS

Your Company, being engaged in the business of providing infrastructure facilities, the loans made, guarantees given or security provided and the investments / acquisitions made by your Company by way of subscription, purchase or otherwise in the securities of any other body corporate are exempt from the applicability of provisions of Section 186 of the Act.

PARTICULARS REGARDING CONSERVATION OF ENERGY, TECHNOLOGY ABSORPTION, FOREIGN EXCHANGE EARNINGS AND OUTGO

The statement containing the information relating to conservation of energy, technology absorption, foreign exchange earnings and outgo in accordance with Section 134(3)(m) of the Act read with Rule 8 of the Companies (Accounts) Rules, 2014 is attached to this Report as **Annexure V**.

DETAILS OF SIGNIFICANT AND MATERIAL ORDERS PASSED BY THE REGULATORS / COURTS / TRIBUNALS IMPACTING THE GOING CONCERN STATUS AND YOUR COMPANY'S OPERATIONS IN FUTURE

There are no significant and material orders passed by the Regulators / Courts / Tribunals impacting the going concern status of your Company and its future operations.

PARTICULARS OF EMPLOYEES AND RELATED DISCLOSURES

The statements containing the information to be disclosed in terms of Section 197(12) of the Act read with Rule 5 of the Companies (Appointment and Remuneration of Managerial Personnel) Rules, 2014 are attached to this Report as **Annexure VI** & **Annexure VII.**

COMPLIANCES WITH APPLICABLE SECRETARIAL STANDARDS

Your Company has proper systems in place to ensure compliance with the provisions of all applicable Secretarial Standards issued by The Institute of Company Secretaries of India.

BUSINESS RESPONSIBILITY REPORT

Business Responsibility Report in terms of Regulation 34(2)(f) of the Listing Regulations is attached to this Report as **Annexure VIII**.

EXTRACT OF ANNUAL RETURN

The extract of Annual Return as on the financial year ended 31st March, 2020 in Form No. MGT-9 as required under Sections 92(3) and 134(3) of the Act read with Rule 12 of the Companies (Management and Administration) Rules, 2014 is attached to this Report as **Annexure IX** and is also available on your Company's website at the link *https://www.indiapower.com/pdf/Annual%20Return%202019-20_.pdf*.

OTHER DISCLOSURES / REPORTING

No disclosure or reporting is required in respect of the following items as there were no transactions done on these items during the year under review:

- Issue of equity shares with differential rights as to dividend, voting or otherwise.
- Issue of sweat equity shares.
- Your Company does not have any scheme of provision of money for the purchase of its own shares by employees or by trustees for the benefit of employees.
- Receipt of any remuneration or commission by the Managing Director of your Company from any of its subsidiaries.
- There was no revision in the Financial Statements or the Report of the Board of your Company.
- There was no change in the nature of business.

ACKNOWLEDGEMENT

Your Directors would like to express their grateful appreciation for the co-operation and assistance extended to your Company by the Ministry of Power, West Bengal Electricity Regulatory Commission, Central Electricity Regulatory Commission, various Ministries of the Central and State Governments, particularly the Power Departments, State Discoms, Central and State Transmission Companies, West Bengal Green Energy Development Corporation Limited, Damodar Valley Corporation, Power Exchanges, Contractors, Fuel Suppliers, Department of Public Enterprises, SEBI, Stock Exchanges, Ministry of Corporate Affairs and other concerned Government departments / agencies.

The Board of your Company also conveys its gratitude to the valuable Stakeholders of your Company viz the Shareholders, Debenture holders, Bankers, Credit Rating Agencies and other business associates for their continued trust and excellent support and the Consumers for their unwavering patronage. The Board of your Company also places on record their appreciation for the unstinted efforts and contributions made by the Employees of your Company.

For and on behalf of the Board of Directors

	Amit Kiran Deb	**Raghav Raj Kanoria**
Place: Kolkata	Chairman	Managing Director
Date: 25th June, 2020	DIN: 02107792	DIN: 07296482

Annexure - I

MANAGEMENT DISCUSSION AND ANALYSIS

GLOBAL ECONOMY OVERVIEW

The calendar year 2019 started off with rising tensions between the world's two largest economies – US and China. US and China together account for 40% of the global GDP and the trade disputes between them had an adverse effect on the global economy and sentiment overall. This impact was not only seen in the commodities and financial markets (equities, bonds, currencies) but also impacted the output and profitability of firms leading to deterred investment decisions of businesses. However, as the year progressed, market sentiments were boosted by tentative signs on intermittent favourable news on US-China trade negotiations.

Brexit was the other major event that finally took place on January, 2020, after the public referendum in 2016 and years of negotiations. The impact of Brexit is expected to hurt the UK economy primarily in 2020 by having the weakest export growth since 2009, business investments to contract by 0.7%, and household spending growth predicted to be at its slowest since 2011, due to historically low unemployment.

If the pain felt across global economies was not enough in 2019, the year ended off on a worse footing with the Corona Virus being first detected in December and quickly spreading across the world's second-largest economy from the capital of Hubei province before infecting more than 1,10,000 people in at least 110 countries in less than three months. According to the WHO, the death toll reached more than 4,000 by March 2020. From an economic perspective, the key issue was not just the number of cases of this virus, but the level of disruption to economies. In a March report, the Organisation for Economic Co-operation and Development, or OECD, announced it had downgraded its 2020 predictions for almost all countries, the UN Conference on Trade and Development went even further and predicted that global GDP could take a $2 trillion hit. The global economic activity from the Purchasing Manager Index for the manufacturing and the services sector showed that both manufacturing and services activity plunged in February, 2020. The composite index was at 46.1 indicating that the global economy was potentially in a recession for the month.

As a silver lining, Governments of all countries have taken strong and bold measures to brace their economies from the expected impact of the Corona Virus. USA started off by rate cuts and infusing more than $1.5 trillion into the financial system in an effort to calm the market turmoil after Wall Street suffered its worst day since the 1987 market crash.

INDIAN ECONOMY OVERVIEW

The Indian economy started this financial year on a dull note due to the ongoing liquidity crisis. In order to achieve the Government's vision of making India a USD 5 trillion economy by 2025, the finance ministry slashed domestic corporate tax rates to 25.17% in the mid year to spur the investments in the economy. As a result the domestic investments contributed intermittently to the India growth story, but this proved to be a bit too little, too late.

The Consumer Price Index showed retail inflation rising to 7.59% in January, 2020 and IIP growth stood at a mere 2% YoY in January, 2020, which was mainly driven by intermediate goods output whereas, capital goods, infrastructure and construction goods output declined.

The liquidity crunch stressed NBFC funding; interest rates hiked up, which resulted in a degrowth of household consumption. The Indian auto sector which has a valuable contribution to the economy went through a difficult phase in the last one year primarily due to Government norms pushing to shift to BS-VI models.

The Current Account Deficit narrowed primarily on account of lower non-oil, non-gold imports and robust services exports supported by software, travel and financial services. The balance of payments surplus stood at US$21.6 billion which was supported by FPI and FDI flows.

Although, according to the Indian Budget 2020 the real GDP growth was estimated at 5% in the financial year 2019-20, growing to 5.6% in financial year 2020-21, with recent development with regards to Covid-19 cases in India, these growth estimates are expected to take a major hit. The financial year 2020-21, regardless to say, is going to be a challenging one for the world and India.

GLOBAL POWER SECTOR OVERVIEW

Energy systems around the world are going through rapid transitions that will have widespread implications for businesses, Governments and individuals in the coming decades. Renewables have become the technology of choice, as a result of falling costs and supportive Government policies. It has brought about a change in the electricity markets from centralized to decentralized power markets, opening business service opportunities for power utilities. As the world is also rapidly electrifying, electricity generation continues to be reliant on coal, especially in developing economies. Change in generation mix skewed towards non-fossil fuels is quite evident in the advanced economies.

Global renewable capacity rose by 176 gigawatt (GW) in 2019

According to the International Renewable Energy Agency, the global renewable capacity increased by 7.4% in 2019, when 176 GW of new projects were commissioned, raising the global renewable capacity to 2,537 GW. More than half of the new renewable capacities were installed in Asia (95.5 GW, corresponding to a 9% growth), followed by Europe (+35 GW, +6.6%), North America (+22 GW, +6%), South America (+8.4 GW, +4%), Oceania (+6.2 GW, +18%), Eurasia (+3.1 GW, +3%), the Middle east (+2.5 GW, +13%), Africa (+2 GW, +4.3%) and Central America (+0.6 GW, +4.1%).

Global wind capacity increased by over 60 GW in 2019

According to the Global Wind Energy Council, a total of 60.4 GW of wind capacity was installed worldwide in 2019 (19% more than in 2018), raising the global wind capacity by 10% to more than 650 GW.

The global electricity demand is expected to grow at 2.1% per year to 2040, twice the rate of primary energy demand. This will raise electricity's share in total final energy consumption from 19% in 2018 to 24% in 2040. Electricity demand growth is set to be particularly strong in developing economies. Government policies, market conditions and available technologies collectively set a course for electricity supply to shift towards low-carbon sources, with their share increasing from 36% to 52% in 2040 in the Stated Policies Scenario.

Electricity generation from renewable is also expected to increase rapidly, surpassing coal by 2026. Renewables will contribute three-quarters of electricity supply growth to 2040, underpinned by policy support in nearly 170 countries and falling costs. Coal-fired output shall remain broadly flat, though its share shall decline significantly, while natural gas and nuclear power shall maintain their shares.

In the Sustainable Development Scenario, renewables shall provide two-thirds of electricity supply worldwide by 2040: solar PV and wind together shall provide 40%, with a further 25% from dispatchable renewables, including hydro and bio energy. Nuclear power shall expand and close to 320 GW of coal and gas-fired capacity shall be equipped with carbon capture and storage. Unabated coal-fired power shall almost completely phase out by 2040.

In the Stated Policies Scenario, global power sector investment would total upto $20 trillion over the period till 2040. On an average this is 20% higher than annual spending from 2010 to 2018. The power sector will represent 50% of total energy supply investment worldwide including spending on new power plants, transmission and distribution lines, as well as refurbishments and upgrades.

In the Sustainable Development Scenario, power sector investment is expected to be nearly $1.2 trillion per year on an average till 2040, which is somewhat 60% higher than the recent spending levels. In this scenario, power sector investment will account for two-thirds of the total energy supply investment, compared to almost half today.

ENERGY DEMAND

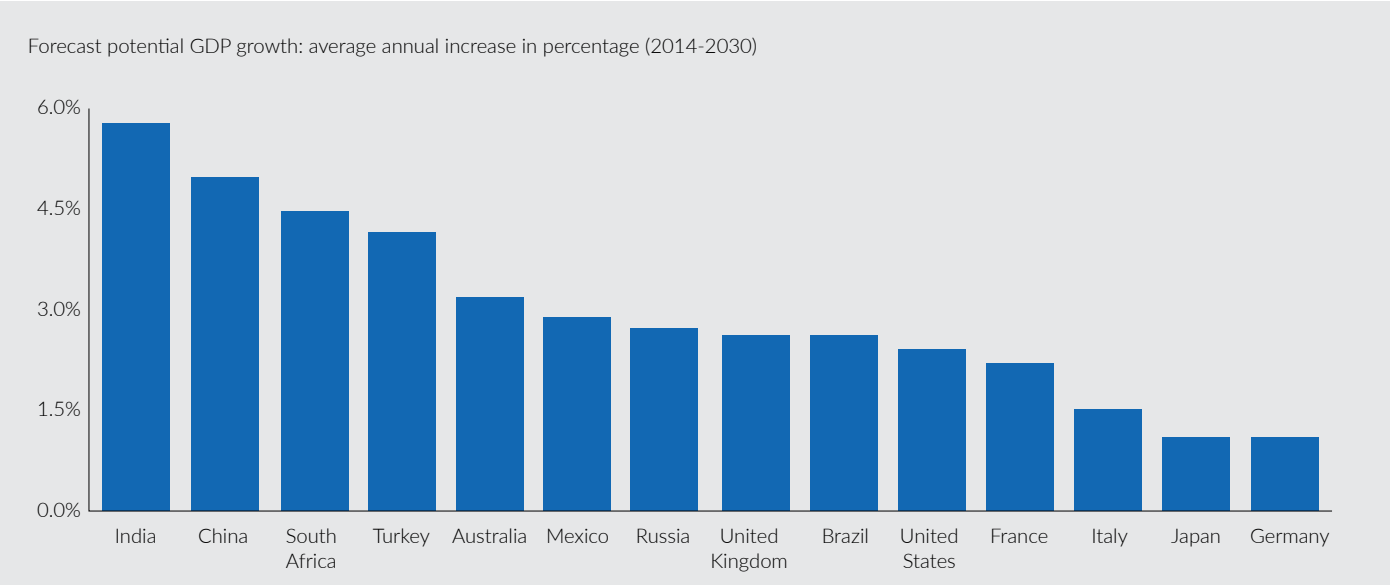

Source: OECD

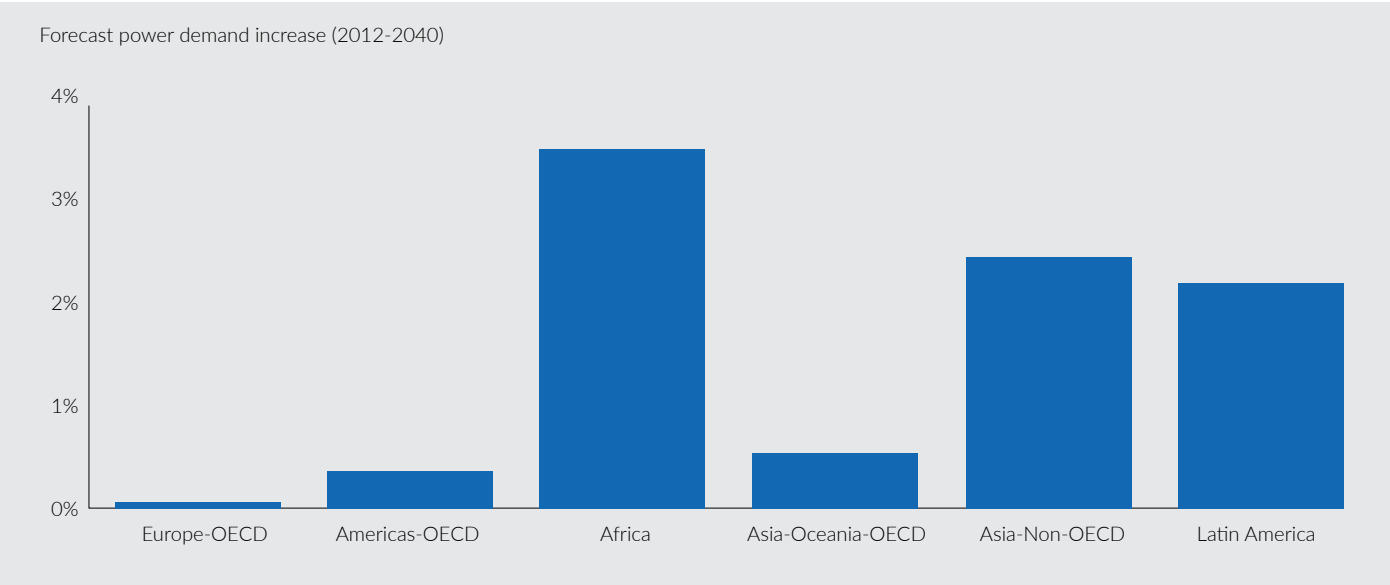

Source: World Energy Outlook International Energy Agency (2014)

INDIAN POWER SECTOR OVERVIEW

India's power sector is one of the most diversified in the world. Sources of power generation range from conventional sources such as coal, lignite, natural gas, oil, hydro and nuclear power to viable non-conventional sources such as wind, solar and agricultural and domestic waste. India is the third largest producer and the third largest consumer of electricity in the world. As on 31st March, 2020, the total Installed Capacity in India stood as follows:

Sector	MW	% of Total
Central Sector	93,477	25.25
State Sector	1,03,322	27.92
Private Sector	1,73,308	46.83
Total	**3,70,106**	

(Source: IEA India 2020 Report)

Electricity demand in the country has increased rapidly and as the economy surges ahead with strong momentum, the demand is expected to rise further in the years to come. In order to meet the increasing demand for electricity in the country, massive addition to the installed generating capacity is required. The Government of India has identified power sector as a key sector of focus so as to promote sustained industrial growth. Some initiatives undertaken by the Government to boost the Indian power sector are as follows:

- Government plans to establish renewable energy capacity of 500 GW by 2030.
- As of September 2018, a draft amendment to Electricity Act, 2003 has been introduced. It discusses separation of content & carriage, direct benefit transfer of subsidy, 24x7 power supply is an obligation, penalisation on violation of Power Purchase Agreement ("PPA"), setting up smart meter and prepaid meters along with regulations related to the same.
- As of August 2018, the Ministry of New and Renewable Energy set solar power tariff caps at ₹ 2.50 (US$ 0.04) and ₹ 2.68 (US$ 0.04) unit for developers using domestic and imported solar cells and modules, respectively.
- The Government of India approved National Policy on Biofuels - 2018, the expected benefits of this policy are health benefits, cleaner environment, employment generation, reduced import dependency, boost to infrastructural investment in rural areas and additional income to farmers.

The Government is also focusing on growing the renewable energy segment due to sustainability and climate change obligations. The cost of renewable energy has fallen and is now at parity with conventional sources. The Government of India has released its roadmap to achieve 175 GW capacity in renewable energy by 2022, which includes 100 GW of solar power and 60 GW of wind power. The Union Government of India is preparing a 'rent a roof' policy for supporting its target of generating 40 GW of power through solar rooftop projects by 2022. While coal is expected to remain a significant fuel source in the country's quest to provide power to every citizen, this segment will experience limited growth.

GENERATION

India's installed power generation capacity has reached 370.106 GW, which is sufficient to meet the country's electricity demand. Around 750 million people in India gained access to electricity between 2000 and 2019, reflecting strong and effective policy implementation. Based on current policies, India's energy demand could double by 2040, with electricity demand potentially tripling as a result of increased appliance ownership and cooling needs. Without significant improvements in energy efficiency, India will need to add massive amounts of power generation capacity to meet demand from the 1 billion air conditioning units the country is expected to have by 2050. By raising the level of its energy efficiency ambition, India could save some USD 190 billion per year in energy imports by 2040 and avoid electricity generation of 875 terawatt hours per year, almost half of India's current annual power generation.

Fuel	MW	% of Total
Total Thermal	2,30,600	62.8
Coal	1,98,525	54.2
Lignite	6,610	1.7
Gas	24,937	6.9
Diesel	510	0.1
Hydro (Renewable)	45,699	12.4
Nuclear	6,780	1.9
RES (MNRE)	87,028	23.5
Total	**3,70,106**	

(Source: IEA India 2020 Report)

The electricity generation target of conventional sources for the year 2019-20 has been fixed as 1330 Billion Unit ("BU") comprising of 1142.130 BU thermal; 136.932 BU hydro; 44.720 nuclear; and 6.218 BU import from Bhutan i.e. growth of around 6.46% over actual conventional generation of 1249.337 BU for the previous year 2018-19. The conventional generation during 2018-19 was 1249.337 BU as compared to 1206.306 BU generated during 2017-18, representing a growth of about 3.57%. The generation and growth in conventional generation in the country during 2009-10 to 2019-20 was as follows:

Year	Energy Generation from Conventional Sources (BU)	% of growth
2009-10	771.551	6.60
2010-11	811.143	5.56
2011-12	876.887	8.11
2012-13	912.056	4.01
2013-14	967.150	6.04
2014-15	1048.673	8.43
2015-16	1107.822	5.64
2016-17	1160.141	4.72
2017-18	1206.306	3.98
2018-19	1249.337	3.57
2019-20*	1252.611	0.26

* Upto March 2020 (Provisional), Source: Central Electricity Authority

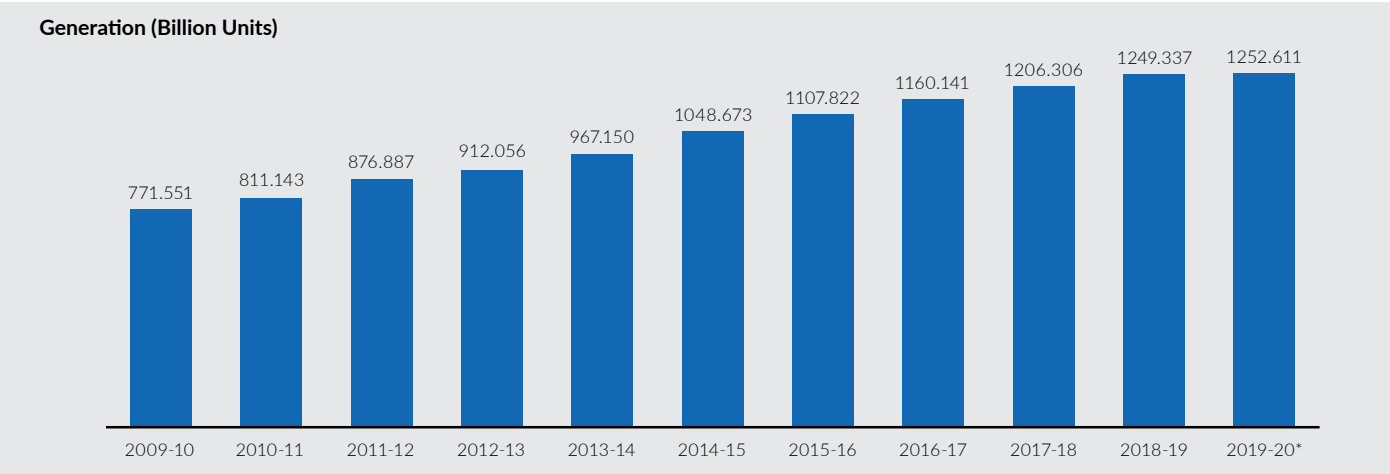

*Up to March 2020 (Provisional)

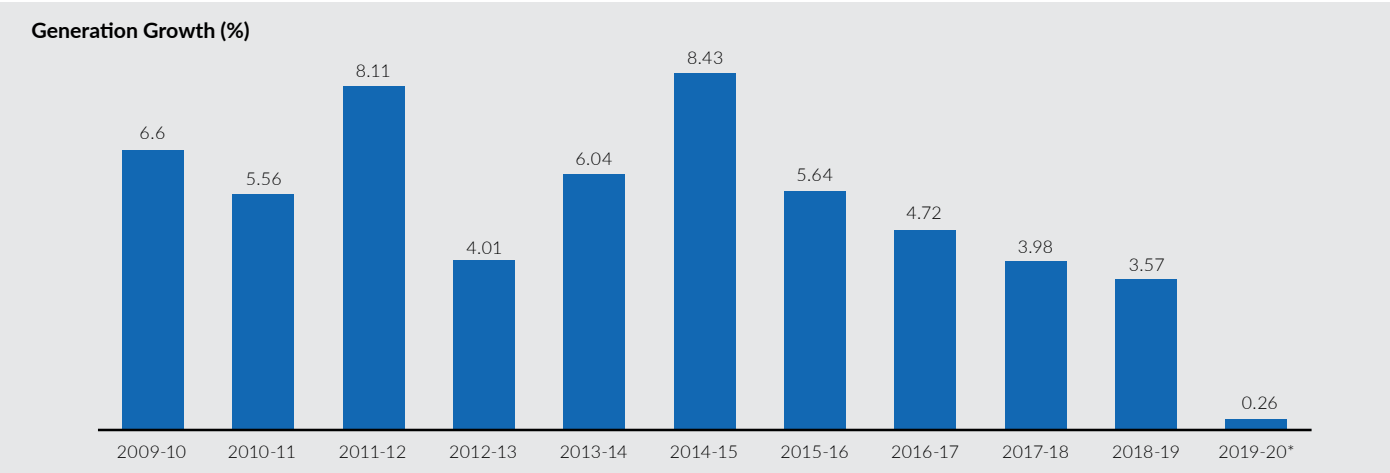

*Up to March 2020 (Provisional)
Source: Central Electricity Authority

The Indian power sector, specifically, the thermal segment has been grappling with uncertainty due to lack of long term Power Purchase Agreements, high fuel cost, low tariff regime, etc. for a long time. Power generators are sceptical to add more capacity in the thermal segment. The Plant Load Factor ("PLF") in the country (Coal & Lignite based) from 2009-10 to 2019-20 is as under:

Year	PLF	Sector-wise PLF (%)		
	%	Central	State	Private
2009-10	77.5	85.50	70.90	83.90
2010-11	75.1	85.10	66.70	80.70
2011-12	73.3	82.10	68.00	69.50
2012-13	69.9	79.20	65.60	64.10
2013-14	65.60	76.10	59.10	62.10
2014-15	64.46	73.96	59.83	60.58
2015-16	62.29	72.52	55.41	60.49
2016-17	59.88	71.98	54.35	55.73
2017-18	60.67	72.35	56.83	55.32
2018-19	61.07	72.64	57.81	55.24
2019-20*	56.08	65.36	50.26	54.73

* Upto March 2020 (Provisional), Source: Central Electricity Authority

TRANSMISSION

The Government of India has been actively pursuing the reform process of the power sector by holding workshops, seminar and round table discussions to gather inputs of the requirement of the sector in the financial year 2019-20. Amendment to the Electricity Act, 2003 had been proposed in 2018 heralding several new measures like separation of Wires and Supply Business, several obligations to provide reliable and 24x7 supply to the consumers etc. However due to the paucity of time etc. it was not taken up by the Parliament and therefore dropped.

Presently the Government has been working on a fresh draft of Amendment to the Electricity Act, 2003. The draft has also several innovations like regulatory oversight to the Distribution Franchisee and has suggested incorporation of Distribution Sub-Licensee within the Distribution License areas with regulatory approval. The draft amendment proposes that State Electricity Regulatory Commissions to determine tariff without subsidy and State Government to transfer the subsidy directly to the consumers. It is not easy to predict the timeline and extent of operationalisation on these amendments however it provides the direction of the Government on this sector.

India's power grid is transforming at an exceptional rate. Large-scale integration of renewable energy to catering to new demand loads and provide reliable electricity is motivating transmission utilities to redesign their grid strategies. It is estimated that an investment of ₹ 2.6 trillion is required in the transmission sector by 2021-22. While most of the future investment will be for the expansion of physical grid infrastructure, utilities are expected to invest significant sums in new technologies to make grids more reliable, resilient, secure and smart. Competitive bidding has picked up at both interstate and intra-state levels, thus offering significant opportunities for the private sector. The sector is also expected to immensely benefit from major policy and regulatory reforms such as the new tariff regulations and early regulatory approvals to transmission schemes.

India's national transmission grid must urgently modernise to increase the rate of renewable energy adoption. This is a key prerequisite for achieving India's renewable energy investment ambitions while accelerating the excellent progress of recent years. As of December, 2019, India had installed 86 GW of renewable energy capacity, 2 more than doubling in the last four years. Further, India has an ambitious target of 175GW of variable renewable energy by 2022, rising to 450GW by 2030.

The Central Electricity Authority's National Electricity Plan highlights the urgent need for more transmission lines. An additional 1.1 lakh circuit kilometres are required by financial year 2021-24 to manage the annual peak load demand of 225.7GW, and to absorb the increasing share of variable renewable energy in the total electricity mix.

The Government of India is expected to offer nearly 20 power transmission projects worth ₹ 16,000 crore (US$ 2.22 billion) for bidding in 2019. R-APDRP was launched by Ministry of Power with the purpose of reducing AT&C losses up to 15% by upgradation of transmission and distribution network.

DISTRIBUTION

The power sector has come a long way with significant achievements on many fronts, such as a doubling of conventional power generation capacity since 2012 with active private participation, renewables increasing from 2 to 12 percent of the energy mix, and the introduction of financial restructuring reforms for distribution companies to limit the AT&C loss levels to minimum levels. Having said that, despite the implementation of structural reforms in the power distribution segment of India, it still represents the weakest link of the power segment. Despite considerable progress in implementing the EA mandates and associated policies over the past decade, the distribution segment continues to post significant losses. With India having most of the DISCOMs run as state authorities, the operational efficiencies and targeted revenue remains underachieved. However, a few states like Gujarat and Karnataka put up excellent efforts to reduce the AT&C loss levels, which currently stand at nearly 10% and 14%, well below the national average of 21.5% in 2019.

Also, multiple distribution tariff slabs and the burden of cross-subsidies fall on industrial consumers in India which is as high as ₹10-12 per unit makes the tariff structure more complex for the DISCOMs which pose threat to power distribution tariff scenario in India.

The current AT&C loss levels for DISCOMs in several states continue to remain significantly high as compared to the target fixed for financial year 2019 under UDAY and furthermore, the same in some of the states remain largely unchanged.

The Government of India has recently released the National Infrastructure Plan with an outlay of ₹ 102 lakh crore for the period from financial year 2020-25. Within the various sectors, the energy vertical accounts for the bulk of the investments i.e. about 24% of the overall investment outlay. And in the energy vertical, the investments in the power sector remain the largest at ₹ 22.6 lakh crore. Given the critical importance of power sector to economic growth and the policy's emphasis on renewables, focus on the measures to improve the viability of electricity distribution segment as well as the to strengthen transmission & distribution (T&D) network would continue to remain the main areas of concentration.

INDIA POWER CORPORATION LIMITED DURING THE FINANCIAL YEAR 2019-20

India Power Corporation Limited has contributed to the Country's vision for 100 years with expertise in power generation and distribution. The Company has been in the distribution business for more than a century now. It is one of the oldest, most reliable, service oriented and consumer friendly organisations with a unique competitive business model in the distribution space. The Company serves various consumer segments ranging from Government establishments, industrial houses, railways to domestic consumers spread across an area spanning 618 sq. kms. across Asansol-Ranigunj belt in the State of West Bengal. The Company maintains one of the lowest T&D losses in the country which hovers around 3%. The Company is poised to compete against the national and international benchmarks, which is remarkable given the socio-economic background of its consumers, complex redundant network and legacy. This has been achieved through a multi-pronged approach by maintaining better High Tension ("HT")/Low Tension ("LT") ratio, High Voltage Distribution System layout, multiple power sourcing points, Information Technology interventions through Supervisory Control and Data Acquisition ("SCADA"), Internet of Things ("IoT") & Smart Metering based Distribution Transformers and Power Transformers monitoring, ongoing efforts to digitize the consumer end-to-end, thereby operating on a near real time data to define, monitor, achieve, improve and control on the operational parameters thereby enhancing reliability and effectiveness of power supply.

During the financial year 2019-20, the Company continued leveraging technology interventions and process standardisations to uphold and improve operational efficiencies. The Company has shown growth in most of the key areas and has also successfully taken up various programmes in the areas of technology adoption, quality and safety focus, Information Technology enablement, customer services, etc. Customer Relationship Management has had several metamorphoses with several digital initiatives being rolled out such as a 24x7 call centre and data analytics, 24x7 online prepaid recharge facilities, pre-paid metering for customer convenience, new customer-care centres, enhanced tech-savvy vending machines for consumer convenience at customer-care centres.

The Company is continuously working on improving and optimising its power purchase portfolio being one of the core responsibilities. Long term power purchase contracts have also been signed with Damodar Valley Corporation and Solar Energy Corporation of India to provide long term view and stability into the power purchase cost.

The Company's sales growth has been reasonably good at 7.32% against a national average of around 1.2%. Connected load increased from 198 MVA to 230 MVA, recording an increase of healthy 16%.

The Company has been present at various voltage levels i.e 220 kV, 132 kV, 33 kV, 11kV and 440V. Company owns and maintains SCADA Controlled 220 kV substation at J.K.Nagar connected with state grid which helps the Company to exercise affordable power planning through India Energy Exchange or other sources. During financial year 2019-20, the Company have added capacities with 132 kV substation and associated infrastructure. The Company has started supplying power to one of the large steel plants at 132 kV level from August, 2019 onwards. With this the Company has significant presence in the extra high voltage segment of 132 kV. The Company intends to pursue expansion of network in this level. The Company intends to pursue development of LT network in the license area to have a strong presence in the residential and commercial power supply segment. During the financial year 2019-20, no. of LT consumers (Domestic) increased by 26% vis-a-vis the last year.

On the Conventional front, the Company has a 12 MW generating unit at Asansol, West Bengal, which is an embedded generation within the license area. The Company has asset-light renewable energy portfolio with long term PPAs in place. It has over a decade of experience in operating wind energy projects with 35.2 MW operational generation capacities in Gujarat and Karnataka. West Bengal Green Energy Development Corporation Limited in association with the Company has set up a Photo Voltaic Solar Power Plant, located in Jamuria area of West Bengal with an annual capacity of 2 MW. It is a first grid connected solar power plant in India.

The Company has set itself the goal of being a global power utility in the coming years and is moving towards with a focus on the distribution business both as a network operator or licensed as well as a service provider for smart meters and storage. The Company looks forward to embrace new technologies and other advancements for consumer delight for better realisations, facilitating growth in shareholders' value. The Company is also open to capitalize on any potential inorganic growth opportunities that may arise.

The distribution business across the country has been a low-risk and regulated business. The Company relentlessly drives its efforts to ensure minimal T&D losses by sustained capex investment, investment in Information Technology, IoT infrastructure, digital initiatives to ensure end-to-end digitization for the end consumer. The Company constantly strives to improve its commercial efficiencies by redesigning its billing module and facilitating its collection strategies to contain its losses and retain the T&D and AT&C losses as benchmark figures. Activities like smart metering, pre-paid metering, ease of operation of pre-paid meters, sealed feeder pillar boxes, HVDC transmission till the last mile, adherance to Regulatory norms, Zero tolerance on safety issues are a few behind-the-curtain core activities upon which the foundation of its operations rely.

The other area of focus is renewable energy especially in countries with a supportive environment and strategic need for renewable energy since it wants to maintain a balance of both conventional and non-conventional sources of energy. The Company is continuously looking for opportunities in renewable space. In addition, the Company is also actively looking at opportunities in Waste to Energy segment.

FINANCIAL AND OPERATIONAL PERFORMACE

India Power Corporation Limited supplied 845.14 Million Units of power in its license area in West Bengal and 67.23 Million Units of wind power during the financial year ended 31st March, 2020. The total income (including Regulatory income/expenses) was recorded at ₹ 53,255.98 lakhs for the financial year ended 31st March, 2020, in comparison to the previous year figure of ₹ 56,798.89 lakhs, total wind power sale amount was ₹ 2,478.98 lakhs in comparison to previous year figure of ₹ 4,010.71 lakhs. The Profit after Tax on the standalone basis for the financial year ended 31st March, 2020 was recorded at ₹ 1,668.51 lakhs, as compared to previous year's figure of ₹ 1,869.85 lakhs.

Key Financial Ratios on Standalone Financial Statements:

Particulars	Financial Year	
	2019-20	2018-19
Debtors Turnover Ratio	8.17	8.90
Interest Coverage Ratio[1]	4.50	2.72
Current Ratio	1.04	1.26
Debt Equity Ratio[2]	0.11	0.19
Operating Profit Margin[3]	13.90%	18.64%
Net Profit Margin	3.13%	3.29%
Return on Net Worth[2]	1.03%	1.61%

1. Reason for variation: Lower interest on long term debt during the financial year 2019-20 vis-à-vis financial year 2018-19
2. Reason for variation: Increase in shareholders fund during the financial year 2019-20 on account of revaluation of property, plant and equipment
3. Reason for variation: Lower revenue during the financial year 2019-20 vis-à-vis financial year 2018-19
4. Inventory Turnover Ratio is not applicable to the Company

RISK MANAGEMENT

The Management of the Company perceives the following broad categories of risks facing the Company and monitors these risks as a part of its Risk Management plan:

- Operations of the Company are dependent on business critical assets and widespread infrastructure. The risk or contingencies in the untoward incident of break-down or downtime of such assets in operation is therefore monitored on a continuous basis.
- Power sector is a highly regulated industry. With different governing authorities of the country pronouncing diverse verdicts directly affecting operations of the power sector, risk of regulatory uncertainty and heightened regulatory scrutiny remains one of the major critical risks facing the private power industry within the country. All regulatory pronouncements and actions directly affecting business operations of the Company are monitored on a continuous basis and related risks are quantified as far as practicable.
- With the advancement of Information technology and data storage techniques, IT systems and security has become a critical risk factor for the Company. Vulnerabilities of the IT infrastructure and impact of any disaster is monitored on a continuous basis and related mitigation factors are properly documented.
- Operating in a competitive environment, with major players being public sector entities, the Company is always left with the market

risk of remaining relevant with a competitive pricing structure. To mitigate such challenges, the Company keeps its tariffs competitive. The Company strives to continuously expand its network spread to cover domestic as well as commercial consumers. The Company endeavours to go an extra mile to understand the power requirements of its customers in order to offer customised solutions for them. Along with the online payment facility for the consumers, the Company has introduced mobile payment gateways and online bill delivery. The Company has established efficient system for logging of consumer complaints so that consumers can log on their complaints 24x7 online leading to higher consumer satisfaction.

HUMAN RESOURCES

The Company recognizes that people are its greatest asset and continuously strives to provide its human capital with a strong sense of ownership, professional respect and pride, resulting in high morale and accelerated performance. The Company has a diversified workforce, consisting of 483 permanent employees as on 31st March, 2020 including 27 women employees.

The Company believes in nurturing its most important asset, the human capital enabling them to learn, grow and excel. India Power Capability Learning Centre provides a platform for continuous learning to equip the employees adapt efficiently with the dynamic business environment. We foster the spirit of continuous learning thereby creating a momentum and expansion of skills and knowledge. Talent Management is aimed at aligning individual goals with organization strategy, creating highly skilled internal talent pool, develop collaboration across functions & levels and create a high performing culture. In our centenary year a unique bouquet of initiatives covering various impactful interventions called "Power of 100" was launched to emotionally connect the workforce and positively engage them in value creation.

The Company has a healthy mix of fresh blood and seasoned workforce who have passionately contributed in certifying the Company as a "Great Place to Work" for the year 2020-21. The Company has also been positioned having "Strong Commitment to HR Excellence" in the 10th CII National HR Excellence Award for the year 2019 acknowledging the endeavor of strengthening People Processes and Capability Building in the Company.

INTERNAL CONTROL SYSTEMS AND THEIR ADEQUACY

The Company's Internal Control System is commensurate with the size and nature of its operations aimed at achieving efficiency in operations, optimum utilisation of resources, reliable reporting and compliance with all applicable laws and regulations, operating systems, policies and procedures.

Internal audit play a critical role in the Company's operations and corporate governance. The Internal Auditors evaluates the Company's internal controls and helps maintaining operational efficiency by identifying deviations and correcting lapses, if any. The key observations and recommendations from such internal audit and follow up actions for improvement of the business processes and controls are periodically reviewed and monitored by the Audit Committee. The Internal Control Systems of the Company is being constantly evaluated and improved to make business operations run more effectively and efficiently.

For and on behalf of the Board of Directors

	Amit Kiran Deb	**Raghav Raj Kanoria**
Place: Kolkata	Chairman	Managing Director
Date: 25th June, 2020	DIN: 02107792	DIN: 07296482

Annexure - II

ANNUAL REPORT ON CORPORATE SOCIAL RESPONSIBILITY (CSR) ACTIVITIES

[Pursuant to Section 135 of the Companies Act, 2013 read with Rule 8 of Companies (Corporate Social Responsibility) Rules, 2014]

1.	A brief outline of the Company's CSR policy, including overview of the projects or programs proposed to be undertaken and a reference to the web-link to the CSR Policy and projects or programs	Your Company recognizes its responsibility towards the community and the environment in which it operates. Your Company is committed to undertake CSR projects which are sustainable, designed to optimise resources and have a long-term impact towards improving the quality of lives of the underprivileged, protecting the environment and maintaining the main fabric of the community. A brief overview of various CSR projects/programs undertaken by your Company during the financial year 2019-20 is given below: ***Education:*** *Promoting education and vocational skill development, helping augment school infrastructure to ensure student safety, hygiene and comfort, extending opportunities to deserving, yet indigent students and working toward making premium education accessible for all.* ***Women's empowerment & social upliftment:*** *Conducting self-help training programs and imparting life skill lessons and entrepreneurial inputs to economically backward women and underprivileged adolescent girls, creating a unique platform to recognize and honour gritty women who have overcome stiff odds.* ***Healthcare & Sanitation:*** *Promoting healthcare and sanitation by organizing free health-screening camps and providing free medical aids, conducting awareness programs on safe drinking water and cleanliness and providing free diagnostic equipment to healthcare centers.* ***Rural Development:*** *Undertaking a clutch of activities in association with civic bodies in the Company's license area to improve rural and peri-urban infrastructure, thus improving quality of life of local residents.* ***Disaster Management:*** *Undertaking relief work in restoring the electrical infrastructural destruction caused due to extremely severe cyclonic storm Fani in the state of Odisha.* The details of the CSR activities undertaken by your Company are also available on the Company's website at the link *http://www.indiapower.com/page/about-us*. Your Company's CSR Policy is available on the Company's website at the link *http://www.indiapower.com/pdf/Corporate%20Social%20Responsibility%20Policy.pdf*.
2.	The Composition of the CSR Committee as on 31st March, 2020	Mr. Amit Kiran Deb (Independent Director and Chairman) Mr. Debi Prasad Patra (Independent Director) Mr. Jyoti Kumar Poddar (Non-Executive Director)
3.	Average net profit of the Company for last three financial years	₹ 3,985.00 Lakhs
4.	Prescribed CSR expenditure (two percent of the amount as in item 3 above)	₹ 80.00 Lakhs
5.	Details of CSR spent during the financial year	
	a. Total amount to be spent for the financial year	₹ 80.00 Lakhs
	b. Amount unspent, if any	₹ 7.69 Lakhs
	c. Manner in which the amount spent during the financial year	The manner in which the amount is spent is detailed in Annexure A.

6.	In case the Company has failed to spend the two percent of the average net profit of the last three financial years or any part thereof, the Company shall provide the reasons for not spending the amount in its Boards' Report	Your Company has always proactively come forward to contribute to the well-being of the society, its communities and the environment. In its constant endeavour to bring about a positive change at the grass-root level of the society, your Company has touched and transformed the lives of the society and its people at large through sustainable community development programs. During the year under review, your Company had earmarked funds in line with the approved CSR budget. However, due to COVID-19 pandemic and the subsequent lockdown announced by the Government of India, invoices against certain CSR activities undertaken by your Company could not be raised by the vendors / implementing partners due to which the said expenditure could not be accounted for during the financial year 2019-20 and also certain pre-planned CSR activities could not be implemented due to the COVID-19 pandemic. The COVID-19 pandemic has caused tumultuous shifts in all aspects of our daily lives, with new challenges that must be navigated every day. As a part of our commitment to rise to this occasion, your Company is committed to support those impacted by the COVID-19 pandemic and meet its obligations related to CSR during the financial year 2020-21 and the years to come.
7.	Responsibility Statement of the CSR Committee	The CSR Committee confirms that the implementation and monitoring of the CSR Policy is in compliance with the CSR Objectives and Policy of your Company.

Amit Kiran Deb
Chairman, CSR Committee
DIN: 02107792

Raghav Raj Kanoria
Managing Director
DIN: 07296482

Place: Kolkata
Date: 25th June, 2020

Annexure A

(₹ in Lakhs)

Sl. No.	CSR project or activity identified	Sector in which the project is covered	Projects or programs (1) Local areas or other (2) Specify the State and District where projects or programs was undertaken[1]	Amount outlay (budget) project or programs wise	Amount spent on the projects or programs Sub-heads: (1) Direct expenditure on projects or programs (2) Overheads	Cumulative expenditure upto the reporting period	Amount spent: Direct or through implementing agency
1	Promoting education, including special education and employment enhancing vocation skills especially among children, women, elderly and the differently abled and livelihood enhancement projects	Education	License area of the Company		3.70	3.70	Directly by the Company
					3.28	3.28	Ramakrishna Mission
2	Rural Development Projects	Rural development	License area of the Company		30.82	30.82	Directly by the Company
3	Promoting gender equality, empowering women, setting up homes and hostels for women and orphans; setting up old age homes, day care centres and such other facilities for senior citizens and measures for reducing inequalities faced by socially and economically backward groups	Women empowerment & social upliftment	License area of the Company		2.31	2.31	Directly by the Company
					1.93	1.93	Pyari Foundation - India Trust & Ujjiban-03
					2.82	2.82	SRREOSHI
					0.45	0.45	Dolon's Boutique & Handicrafts
4	Eradicating hunger, poverty and malnutrition, promoting health care including preventive health care and sanitation including contribution to the Swach Bharat Kosh set-up by the Central Government for the promotion of sanitation and making available safe drinking water	Health & sanitation	License area of the Company and West Bengal	80.00	0.73	0.73	Sankara Nethralaya, Rabindranath Tagore Hospital, IQ City Hospital, Anahat For Change Foundation
					1.64	1.64	Anahat For Change Foundation
					0.50	0.50	Hindol
					0.10	0.10	Rabindranath Tagore Hospital
5	Ensuring environmental sustainability, ecological balance, protection of flora and fauna, animal welfare, agroforestry, conservation of natural resources and maintaining quality of soil, air and water including contribution to the Clean Ganga Fund set-up by the Central Government for rejuvenation of river Ganga	Green initiative	License area of the Company		0.24	0.24	Directly by the Company and Street Play by NGO Urotaar
6	Disaster management including relief, rehabilitation and reconstruction activities	Disaster management	Odisha		10.64	10.64	Directly by the Company
7	Training to promote rural sports, nationally recognised sports, paralympic sports and olympic sports	Support to nationally acclaimed sports	License area of the Company		1.79	1.79	Directly by the Company

Annexure A

(₹ in Lakhs)

Sl. No.	CSR project or activity identified	Sector in which the project is covered	Projects or programs (1) Local areas or other (2) Specify the State and District where projects or programs was undertaken[1]	Amount outlay (budget) project or programs wise	Amount spent on the projects or programs Sub-heads: (1) Direct expenditure on projects or programs (2) Overheads	Cumulative expenditure upto the reporting period	Amount spent: Direct or through implementing agency
8	Protection of national heritage, art and culture including restoration of buildings and sites of historical importance and works of art; setting up public libraries; promotion and development of traditional arts and handicrafts	Promotion of cultural heritage	License area of the Company and West Bengal		2.73	2.73	The Doverlane Music Conference
					2.03	2.03	Shree Ranjani Foundation Trust
					6.61	6.61	Directly by the Company and Halo Heritage
	Total amount spent			**80.00**	**72.31**	**72.31**	

[1] License area of the Company covers 618 sq. km. in Asansol, West Bengal

Amit Kiran Deb
Chairman, CSR Committee
DIN: 02107792

Raghav Raj Kanoria
Managing Director
DIN: 07296482

Place: Kolkata
Date: 25th June, 2020

Annexure - III

Form No. MR-3

SECRETARIAL AUDIT REPORT FOR THE FINANCIAL YEAR ENDED ON 31ST MARCH, 2020

[Pursuant to Section 204(1) of the Companies Act, 2013 and Rule No. 9 of the Companies (Appointment and Remuneration of Managerial Personnel) Rules, 2014 and Regulation 24A of SEBI (Listing Obligations and Disclosure Requirements) Regulations, 2015]

The Members,
India Power Corporation Limited
Plot No. X1-2 & 3, Block-EP,
Sector-V, Salt Lake City,
Kolkata - 700 091

We have conducted the secretarial audit of the compliance of applicable statutory provisions and the adherence to good corporate practices by India Power Corporation Limited (formerly known as DPSC Limited) (hereinafter called "the Company"). Secretarial audit was conducted in a manner that provided us a reasonable basis for evaluating the corporate conducts/statutory compliances and expressing our opinion thereon.

Based on our verification of the books, papers, minute books, forms and returns filed and other records maintained by the Company and also the information provided by the Company, its officers, agents and authorized representatives during the conduct of secretarial audit, We hereby report that in our opinion, the Company has, during the audit period covering the financial year ended on 31st March, 2020 complied with the statutory provisions listed hereunder and also that the Company has proper Board-processes and compliance-mechanism in place to the extent, in the manner and subject to the reporting made hereinafter:

We have examined the books, papers, minute books, forms and returns filed and other records maintained by India Power Corporation Limited for the financial year ended on 31st March, 2020 according to the provisions of:

(i) The Companies Act, 2013 (the Act) and the rules made thereunder;

(ii) The Securities Contracts (Regulation) Act, 1956 ('SCRA') and the rules made thereunder;

(iii) The Depositories Act, 1996 and the Regulations and Bye-laws framed thereunder;

(iv) Foreign Exchange Management Act, 1999 and the rules and regulations made thereunder to the extent of Foreign Direct Investment, Overseas Direct Investment and External Commercial Borrowings;

(v) The following Regulations and Guidelines prescribed under the Securities and Exchange Board of India Act, 1992 ('SEBI Act'):

(a) The Securities and Exchange Board of India (Substantial Acquisition of Shares and Takeovers) Regulations, 2011;
(b) The Securities and Exchange Board of India (Prohibition of Insider Trading) Regulations, 2015;
(c) The Securities and Exchange Board of India (Issue of Capital and Disclosure Requirements) Regulations, 2018 (Not applicable to the Company during the audit period);
(d) The Securities and Exchange Board of India (Employee Stock Option Scheme and Employee Stock Purchase Scheme) Guidelines, 1999 (Not applicable to the Company during the audit period);
(e) The Securities and Exchange Board of India (Issue and Listing of Debt Securities) Regulations, 2008 (Not applicable to the Company during the audit period);
(f) The Securities and Exchange Board of India (Registrars to an Issue and Share Transfer Agents) Regulations, 1993 regarding the Companies Act and dealing with client;
(g) The Securities and Exchange Board of India (Delisting of Equity Shares) Regulations, 2009 (Not applicable to the Company during the audit period); and
(h) The Securities and Exchange Board of India (Buyback of Securities) Regulations, 1998 (Not applicable to the Company during the audit period);

(vi) We further report that after considering the compliance system prevailing in the Company and after carrying out test checks of the relevant records and documents maintained by the Company, it has complied with the following laws that are applicable specifically to the Company:

1) The Electricity Act, 2003, Regulations framed thereunder and National Tariff Policy are applicable specifically to the Company.

We have also examined compliance with the applicable clauses of the following:

i) Secretarial Standards issued by The Institute of Company Secretaries of India.

ii) The Listing Agreements entered into by the Company with National Stock Exchange of India Limited and Metropolitan Stock Exchange of India Limited and SEBI (Listing Obligations and Disclosure Requirements) Regulations, 2015.

During the period under review the Company has complied with the provisions of the Act, Rules, Regulations, Guidelines, Standards, etc. mentioned above subject to the following:

1. We came to know during our Audit process that the Order dated 4th June, 2013 of the Whole time member of SEBI imposing certain restrictions on the Company, Promoter and Directors of the Company, as reported in our earlier Reports was quashed by Securities Appellate Tribunal, Mumbai ("SAT") vide it's Order dated 03rd April, 2019, on Appeals filed with SAT by some of the Independent Directors of the Company in their personal capacity. Thereafter, the SEBI Debarred List available on the website of National Stock Exchange of India Limited ("NSE") was updated and the restraints imposed on the Promoter and all the Directors of the Company were changed as revoked. It has been submitted by the Company that in light of the above mentioned SAT Order, the Company released the dividend kept in abeyance since financial years 2012-13 and paid full entitled dividend for the financial

year 2018-19 to the eligible entities, and entire voting rights was exercised by such entities at the Annual General Meeting of the Company held on 10th August, 2019.

Further the said order was also reviewed by SAT on an Appeal filed by SEBI and clarificatory order was passed by SAT on 05th September, 2019 which says that "We clarify our order dated April 3, 2019 and hold that the ex-parte interim order dated 4th June, 2013 and the confirmatory order dated 25th July, 2017 is quashed in so far as the appellants are concerned" It was thereafter clarified that the SAT's modification order dated 5th September, 2019 has not changed the principles/views as embodied in the SAT's order dated 3rd April, 2019. It was further clarified that such modification order does not impact the Company and its Director(s) and the list of SEBI Debarred Entities available on the website of NSE also remains unchanged i.e. the restraints imposed on the Promoter and all the Directors of the Company is revoked.

2. West Bengal Electricity Regulatory Commission ("Commission") vide its order dated 7th July, 2014 in its suo-moto proceedings against the Company in respect of the Scheme of Arrangement and Amalgamation ("Scheme") of erstwhile India Power Corporation Limited (CIN: U40101WB2003PLC097340) into and with the Company as sanctioned by the Hon'ble High Court at Calcutta vide its order dated 17th April, 2013 has held that the said arrangement needs prior approval of the Commission under section 17(4) of the Electricity Act, 2003 and in absence of such prior approval, the Commission has held the said Scheme as void as a licensee. The said order of the Commission has been challenged by the Company before the Hon'ble High Court at Calcutta and the single member bench of Hon'ble High Court at Calcutta has quashed the said order dated 7th July, 2014 and the impugned letter 12th March, 2014 read with letter dated 1st April, 2014 by allowing the Writ Application. Thereafter, Commission has preferred an appeal before the Division Bench of the Hon'ble High Court at Calcutta. The disposal of the matter is presently pending.

3. Pursuant to the provisions of Section 129(3) of the Companies Act, 2013, the Company is required to prepare consolidated financial statements along with the standalone financial statements. We have been informed that due to initiation of Corporate Insolvency Resolution Process ("CIRP") of Meenakshi Energy Limited ("MEL") a Subsidiary Company w.e.f. 7th November, 2019, MEL has ceased to be a Subsidiary of the Company w.e.f. the said date, pursuant to applicable Accounting Standards, as the Company no longer has any control on the entity. Further, due to non-availability of the financial statements of MEL for the period from 1st April, 2019 till initiation of CIRP, the financial statements of MEL has not been considered in the consolidated financial statements of the Company for the financial year ended 31st March, 2020.

We further report that:

The Board of Directors of the Company is duly constituted with proper balance of Executive Directors, Non-Executive Directors and Independent Directors. The changes in the composition of the Board of Directors that took place during the period under review were carried out in compliance with the provisions of the Act.

Adequate notice is given to all directors to schedule the Board Meetings, agenda and detailed notes on agenda were sent at least seven days in advance, and a system exists for seeking and obtaining further information and clarifications on the agenda items before the meeting and for meaningful participation at the meeting.

All decisions were carried through and there were no dissenting members' views.

We further report that there are adequate systems and processes in the Company commensurate with the size and operations of the Company to monitor and ensure compliance with applicable laws, rules, regulations and guidelines.

We further report that during the audit period no specific event has happened and / or no action has been taken by the Company having a major bearing on the Company's affairs in pursuance of the above referred laws, rules, regulations, guidelines, standards, etc.

Place: Kolkata
Date: 2nd July, 2020

H M Choraria & Co.
Practising Company Secretary

H M Choraria
Proprietor
FCS No. 2398, C P No.: 1499
UDIN: F002398B000408727

Annexure - IV

REPORT ON CORPORATE GOVERNANCE

[Pursuant to Regulation 34(3) read with Schedule V to the SEBI (Listing Obligations and Disclosure Requirements) Regulations, 2015]

COMPANY'S PHILOSOPHY ON CODE OF GOVERNANCE

Corporate Governance is the corner stone of any good business. It encompasses the processes, practices and policies that a company relies on to make formal decisions and to manage the company efficiently. The essence of good Corporate Governance is about maintaining the right equilibrium between economic, social, individual and community goals.

At India Power, the goal of corporate governance is to ensure fairness for every stakeholder – our customers, investors, vendor-partners and the community in which we operate. The Company is focused on enhancement of long-term value creation for all stakeholders without compromising on integrity, societal obligations, environment and statutory and regulatory compliances.

The Company believes that the imperative for laying the foundation of good Corporate Governance lies not merely in developing the desired Corporate Governance framework but in practicing it. A strong foundation in terms of an eminent, accomplished and a diverse Board providing mentorship and oversight, an effective leadership team and competent professionals across the organisation to implement and execute the governance goals, best systems, well defined process and modern technology, have made good governance a way of life at the Company.

BOARD OF DIRECTORS

- **Composition of the Board of Directors**

  The composition of the Board of Directors of the Company is in conformity with the provisions of SEBI (Listing Obligations and Disclosure Requirements) Regulations, 2015 ("Listing Regulations") and Companies Act, 2013 ("Act"). The Board of the Company comprises of an appropriate combination of Executive and Non-Executive Directors with Independent Directors forming majority. The Chairman is an Independent Director of the Company. The size and composition of the Board of Directors as on 31st March, 2020 is as follows:

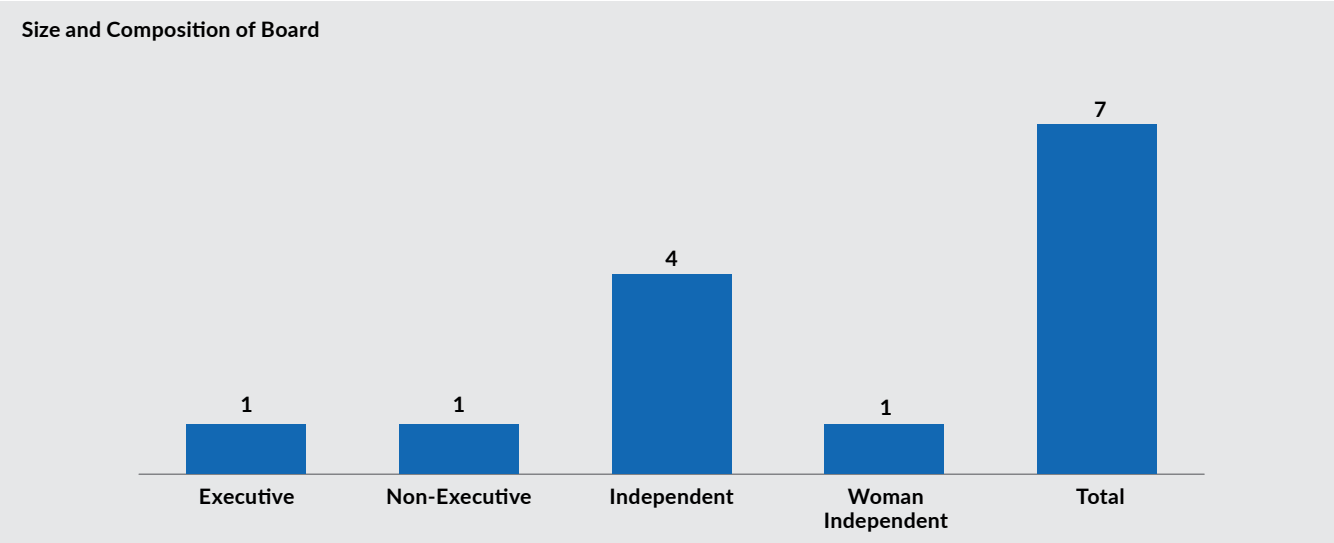

Based on the declarations received from the Directors of the Company as on 31st March, 2020:

1. None of the Directors of the Company are related to each other in terms of Section 2(77) of the Act;
2. None of the Directors of the Company serve as a Director in more than 7 (seven) listed companies;
3. None of the Directors of the Company serve as Independent Directors in more than 7 (seven) listed companies;
4. None of the Directors of the Company who is serving as a Whole time Director/Managing Director in any listed company is serving as an Independent Director of more than 3 (three) listed companies across all entities in which he/she is a Director;
5. None of the Directors of the Company is a Member of more than 10 (ten) Committees and Chairman of more than 5 (five) Committees as specified in Regulation 26 of the Listing Regulations, across all the companies in which they are Directors. For assessment of this criteria, the Membership/Chairmanship of the Audit Committee and the Stakeholders Relationship Committee alone has been considered.
6. In compliance with Section 165 of the Act, none of the Directors on the Board hold directorship in more than 20 (twenty) companies at the same time with the directorship in public companies not exceeding 10 (ten).

The details of other Directorship(s), Committee Membership(s)/Chairmanship(s) and Directorship(s) held in other listed entities as on 31st March, 2020 are as follows:

Directors	No. of other Directorships[1]	Other Committee positions[2]		Directorship in other listed companies and category of Directorship[3]
		As Chairman	As Member	
Mr. Amit Kiran Deb *Independent Director*	6	1	6	***Independent Director:*** • Skipper Limited • Emami Limited
Mr. Nand Gopal Khaitan *Independent Director*	6	3	5	***Independent Director:*** • Chase Bright Steel Limited • HSIL Limited • JK Lakshmi Cement Limited • Mangalam Cement Limited • Somany Home Innovation Limited ***Non - Executive Director:*** Reliance Chemotex Industries Limited
Mr. Tantra Narayan Thakur *Independent Director*	3	1	2	None
Mr. Debi Prasad Patra *Independent Director*	2	-	-	None
Ms. Dipali Khanna *Independent Director*	5	-	4	***Independent Director:*** • NEL Holdings Limited • Techno Electric & Engineering Company Limited
Mr. Jyoti Kumar Poddar *Non - Executive Director*	3	-	-	None
Mr. Raghav Raj Kanoria *Managing Director*	1	-	-	None

1. Excludes Directorships in private limited companies, foreign companies and companies under Section 8 of the Act
2. Represents Committee positions held in Audit Committee and Stakeholders Relationship Committee
3. Represents Directorships held in Equity Listed Companies

- **Shareholding of the Board of Directors**
  None of the Directors of the Company hold any equity shares in the Company.

- **Attendance of Directors at Board Meetings and the last Annual General Meeting**
  4 (four) meetings of the Board were held during the financial year 2019-20 on 23rd May, 2019, 10th August, 2019, 12th November, 2019 and 4th February, 2020. The gap between any two consecutive meetings did not exceed 120 (one hundred and twenty) days. Necessary quorum was present at all the meetings.

  The attendance of each Director at Board Meetings held during the financial year 2019-20 and at the last Annual General Meeting held on 10th August, 2019 is as follows:

Name of Director	No. of Board Meetings during the tenure of the Director		Attendance at the last Annual General Meeting
	Held	Attended	
Mr. Hemant Kanoria[1]	4	4	Yes
Mr. Amit Kiran Deb	4	3	No
Mr. Nand Gopal Khaitan	4	4	Yes
Mr. Tantra Narayan Thakur	4	3	Yes
Mr. Debi Prasad Patra	4	3	No
Ms. Dipali Khanna	4	4	Yes
Mr. Jyoti Kumar Poddar	4	3	Yes
Mr. Raghav Raj Kanoria	4	4	Yes

1. Resigned with effect from close of Board Meeting held on 4th February, 2020

- **Skills and Competencies**
  The strength of the Board is accentuated by its diversity in terms of skills, professionalism, knowledge and experience. The Company recognizes that Board Diversity forms one of the pillars of a robust Corporate Governance framework. The Board of Directors of the Company has also formalised a policy on Board Diversity to ensure diversity of the Board in terms of skills, knowledge, information, thought, perspective, regional and industry experience, age, ethnicity, etc.

  The Board of the Company comprises person of eminence and repute who bring the required skills, competence and expertise that allow them to make effective contribution to the Board and its Committees and which elevates the quality of the Board's decision-making. A brief profile of the Directors of the Company is available on the Company's website www.indiapower.com.

In terms of requirement of Listing Regulations, the Board has identified the following core skills/expertise/competencies fundamental for the effective functioning of the Company, which are currently available with the Board:

Director	Area of Expertise				
	Business and Industry	Financial expertise	Governance & Compliance	Risk Management	Information Technology
Mr. Amit Kiran Deb	✓	✓	✓	✓	
Mr. Nand Gopal Khaitan		✓	✓	✓	
Mr. Tantra Narayan Thakur	✓		✓	✓	✓
Mr. Debi Prasad Patra	✓	✓	✓	✓	✓
Ms. Dipali Khanna	✓		✓	✓	
Mr. Jyoti Kumar Poddar	✓	✓	✓	✓	
Mr. Raghav Raj Kanoria	✓		✓	✓	✓

- **Independent Directors**
  The Board comprised of 5 (five) Independent Directors as on 31st March, 2020. In the opinion of the Board, the Independent Directors fulfill the criteria of independence as specified under Regulation 16 of the Listing Regulations and Section 149 of the Act and are independent of the Management. The maximum tenure of the Independent Directors is in compliance with the provisions of the Act. None of the Independent Directors have attained the age of 75 (seventy-five) years.

  The terms and conditions of appointment of the Independent Directors are set out in the appointment letter issued to the Directors at the time of their appointment/re-appointment. The terms and conditions are also available on the Company's website at the link *http://www.indiapower.com/pdf/Terms%20&%20Conditions%20of%20Appointment%20of%20ID.pdf*.

  Familiarisation Programme
  In terms of Regulation 25(7) of the Listing Regulations, the Company conducts familiarisation programmes for Independent Directors to familiarise them with their roles, rights, responsibilities in the Company, nature of the industry in which the Company operates, business model of the Company, etc.

  The details of familiarisation programmes imparted to Independent Directors during the year under review and on cumulative basis till financial year 2019-20 are available on the Company's website at the link *https://www.indiapower.com/pdf/Familiarization%20Programme-%202019-20.pdf*.

  Separate Meeting of Independent Directors
  The Independent Directors of the Company meet at least once in a financial year without the presence of the Non-Independent Directors and the Members of the Management in terms of Schedule IV to the Act and Regulation 25 of the Listing Regulations. During the year under review, all the Independent Directors met on 23rd May, 2019 inter-alia to:
  - Review the performance of the Non-Independent Directors and the Board of Directors as a whole;
  - Review the performance of the Chairperson, taking into account the views of Executive and Non - Executive Directors;
  - Assess the quality, quantity and timeliness of flow of information between the Company Management and the Board that is necessary for the Board to effectively and reasonably perform its duties.

COMMITTEES OF THE BOARD

Board Committees constitute an important element in the governance structure of the Company. Various Board Committees comprising of Executive and Non – Executive Directors have been constituted by the Board to focus on specific areas/activities and critical functions concerning the Company, to take informed decisions within the framework of delegated authority and make specific recommendations to the Board on matters in their areas or purview.

The Company had 6 (six) Board Committees as on 31st March, 2020 viz. Audit Committee, Nomination and Remuneration Committee, Stakeholders Relationship Committee, Corporate Social Responsibility Committee, Risk Management Committee and Committee of Directors.

All observations, recommendations and decisions of the Committees are placed before the Board for information or for approval. The Minutes of the meetings of all the Committees are also placed before the Board for their noting. During the financial year 2019-20, there have been no instances where the Board has not accepted any recommendation of/submission by any Committee which is mandatorily required for approval of the Board of Directors.

The brief description of the Committees terms of reference, composition, meetings held during the financial year 2019-20, attendance of the Members at the meetings, etc. are as follows:

AUDIT COMMITTEE

Constituted in terms of Regulation 18 of the Listing Regulations and Section 177 of the Act

- **Terms of reference**
  The broad terms of reference of the Audit Committee inter-alia include:
  a) Reviewing with the Management the quarterly and annual financial statements and the auditor's report thereon before submission to the Board for approval;
  b) Recommending appointment/re-appointment, remuneration and terms of appointment of the Auditors to the Board;
  c) Reviewing with the Management the performance of Auditors and adequacy of internal control systems;
  d) Reviewing the functioning of the Whistle Blower/Vigil Mechanism;
  e) Reviewing and approving the Related Party Transactions;
  f) Evaluation of internal financial controls and risk management systems;
  g) Reviewing the quarterly Internal Audit Report;
  h) Other matters specified under Regulation 18 of Listing Regulations read with Part C of Schedule II to the Listing Regulations and Section 177 of the Act or referred to the Committee by the Board of Directors from time to time.

- **Composition**
  As on 31st March, 2020, the Audit Committee comprised of 4 (four) Non – Executive Directors, 3 (three) of whom including the Chairman

of the Committee were Independent Directors. The composition of the Committee as on 31st March, 2020 is detailed below:

Name of the Member	Category
Mr. Amit Kiran Deb, Chairman	Non-Executive Independent
Mr. Nand Gopal Khaitan	Non-Executive Independent
Mr. Debi Prasad Patra	Non-Executive Independent
Mr. Jyoti Kumar Poddar	Non-Executive Non–Independent

The Company Secretary is the Secretary to the Committee.

As per the requirements of Regulation 18 of the Listing Regulations and Section 177 of the Act, all Members of the Audit Committee including the Chairman are financially literate and have expertise in accounting or related financial management.

- **Meetings and Attendance**
  4 (four) meetings of the Audit Committee were held during the financial year 2019-20 on 23rd May, 2019, 10th August, 2019, 12th November, 2019 and 4th February, 2020. The gap between any two consecutive meetings did not exceed 120 (one hundred and twenty) days. Requisite quorum was present at all the Audit Committee Meetings. The attendance of the Members at the Audit Committee Meetings is as follows:

Members	No. of meetings held during the tenure	No. of meetings attended
Mr. Amit Kiran Deb	4	3
Mr. Nand Gopal Khaitan	4	4
Mr. Debi Prasad Patra	4	3
Mr. Jyoti Kumar Poddar	4	3

The Audit Committee Meetings are also attended by the Executive Director(s), Chief Executive Officer, Chief Financial Officer, Head of Internal Audit Department and other Senior Executives of the Company. The Representatives of Statutory Auditors and Internal Auditors are also invited to attend the Audit Committee Meetings at which there reports are considered by the Audit Committee.

NOMINATION AND REMUNERATION COMMITTEE

Constituted in terms of Regulation 19 of the Listing Regulations and Section 178 of the Act

- **Terms of reference**
  The broad terms of reference of the Nomination and Remuneration Committee inter-alia are:
  a) Formulate the criteria for determining qualifications, positive attributes and independence of Directors;
  b) Recommend to the Board a policy relating to remuneration of the Directors, Key Managerial Personnel and other employees;
  c) To identify persons who are qualified to become Directors or Key Managerial Personnel and who may be appointed in Senior Management in accordance with the criteria laid down, either by itself or on the recommendation of the Management of the Company and recommend to the Board their appointment and removal;
  d) Formulate the criteria for evaluation of performance of all the Directors, Committees and the Board as a whole;
  e) Devise a policy on Board Diversity;
  f) To recommend to the Board, all remuneration in whatever form, payable to the Senior Management;
  g) To decide whether to extend or continue the term of appointment of the Independent Director, on the basis of the report of performance evaluation of Independent Directors;
  h) Other matters as specified under Regulation 19 of the Listing Regulations read with Part D of Schedule II to the Listing Regulations and Section 178 of the Act or referred to the Committee by the Board of Directors from time to time.

- **Composition**
  As on 31st March, 2020, the Nomination and Remuneration Committee comprised of 4 (four) Non - Executive Directors, out of which 3 (three) Directors, including the Chairman of the Committee were Independent Directors. The composition of the Committee as on 31st March, 2020 is detailed below:

Name of the Member	Category
Mr. Nand Gopal Khaitan, Chairman	Non-Executive Independent
Mr. Amit Kiran Deb	Non-Executive Independent
Mr. Debi Prasad Patra	Non-Executive Independent
Mr. Jyoti Kumar Poddar	Non-Executive Non-Independent

The Company Secretary is the Secretary to the Committee.

- **Meetings and Attendance**
  3 (three) meetings of the Nomination and Remuneration Committee were held during the financial year 2019-20 on 23rd May, 2019, 10th August, 2019 and 12th November, 2019. Requisite quorum was present at all the meetings. The attendance of the Members at these meetings is as follows:

Members	No. of meetings held during the tenure	No. of meetings attended
Mr. Nand Gopal Khaitan	3	3
Mr. Hemant Kanoria[1]	3	3
Mr. Amit Kiran Deb	3	2
Mr. Debi Prasad Patra	3	3
Mr. Jyoti Kumar Poddar	3	2

[1] Resigned with effect from close of Board Meeting held on 4th February, 2020

- **Performance evaluation**
  Pursuant to the provisions of the Act, Listing Regulations and in line with the Guidance Note on Board Evaluation issued by Securities and Exchange board of India ("SEBI") dated 5th January, 2017, the annual evaluation of the performance of the Board, the working of the Committees of the Board and individual Directors (including Independent Directors and the Chairman of the Company) for the financial year 2019-20 was carried out by the Board of Directors.

  The performance evaluation was carried out through a structured questionnaire seeking feedback from the Directors on certain pre-defined parameters applicable to them, including some specific ones for the Independent Directors. The Directors expressed their satisfaction with the overall evaluation process.

  In respect of Independent Directors, the criteria or the attributes includes ensuring independence and avoiding conflict of interest, safeguarding the interest of minority shareholders, attendance at Board and Committees meetings, contribution at the meetings, guidance/support to management, application of independent judgement while taking decisions at the meetings of the Board and Committees, etc.

Further, in the separate meeting of Independent Directors held during the year under review, performance of Non-Independent Directors, performance of the Board and the performance of the Chairman was evaluated and the quality, quantity and timeliness of flow of information between the Company's Management and the Board was assessed.

- **Remuneration of Directors**

Remuneration to Executive Directors

Payment of remuneration to the Executive Director(s) of the Company is governed by the terms and conditions of their appointment as recommended by the Nomination and Remuneration Committee and approved by the Board of Directors of the Company and the Shareholders. The remuneration of Executive Director(s) comprises of the fixed components of salary, perquisites and allowances. The Executive Director(s) may be entitled to commission & annual increments, decided by the Board of Directors on the recommendation of the Nomination and Remuneration Committee.

The tenure of the office of Managing Director is for 5 (five) years w.e.f. 1st June, 2017. Appointment of the Managing Director is terminable by giving 3 (three) months notice in writing. The Company does not have any scheme for grant of Stock Options to its Directors. There is no separate provision for payment of severance fees.

Remuneration to Non-Executive Directors

The Non-Executive Directors are paid commission and sitting fees for attending meetings of the Board and the Committees thereof as determined by the Board of Directors from time to time [at present sitting fees is paid at the rate of ₹ 25,000/- (Rupees Twenty Five Thousand Only) for attending each meeting of the Board and ₹ 10,000/- (Rupees Ten Thousand Only) for attending each meeting of the Committees thereof]. The Non - Executive Directors are also reimbursed out-of-pocket expenses wherever applicable, for attending such meetings.

None of the Directors of the Company hold any equity shares in the Company. No pecuniary relationship or transactions has been entered into by the Company with any of the Non - Executive Directors of the Company, except for the payment of sitting fees and commission to the Non - Executive Directors.

The details of remuneration paid/payable to the Directors for the financial year 2019-20 are as follows:

(₹ in Lakhs)

Director	Sitting Fees[1]	Salary & Perquisites[2]	Commission[3]	Total
Mr. Hemant Kanoria[4]	2.20	-	-	2.20
Mr. Amit Kiran Deb	1.35	-	5.00	6.35
Mr. Nand Gopal Khaitan[5]	1.70	-	5.00	6.70
Mr. Tantra Narayan Thakur	0.85	-	5.00	5.85
Mr. Debi Prasad Patra	1.55	-	5.00	6.55
Ms. Dipali Khanna	1.00	-	5.00	6.00
Mr. Jyoti Kumar Poddar	2.15	-	3.00	5.15
Mr. Raghav Raj Kanoria	-	155.52	-	155.52
Total	**10.80**	**155.52**	**28.00**	**194.32**

1. Includes sitting fees excluding applicable taxes paid/payable to the Non-Executive Directors for attending meetings of the Board and Committees thereof during financial year 2019-20
2. Includes Basic Salary, House Rent Allowance, Medical Allowance, Special Allowance, Ex-gratia, Leave Travel Allowance, Provident Fund, Gratuity, Incentives and other Perquisites as may be applicable
3. Reflects the commission excluding applicable taxes for the financial year 2019-20 which will be paid to the Directors during the financial year 2020-21
4. Resigned with effect from close of Board Meeting held on 4th February, 2020
5. Khaitan & Co. & Khaitan & Co. LLP, Solictor and Consultancy firms of which Mr. Nand Gopal Khaitan, Independent Director is a Partner, rendered professional services to the Company during the financial year 2019-20 on receipt of fee

STAKEHOLDERS RELATIONSHIP COMMITTEE

Constituted in terms of Regulation 20 of the Listing Regulations and Section 178 of the Act

- **Terms of reference**

The broad terms of reference of the Stakeholders Relationship Committee inter-alia are:

a) To look into the mechanism of redressal of grievances of shareholders and debenture holders;
b) Resolving the grievances of the security holders including complaints related to transfer/transmission of shares, non-receipt of annual report, non-receipt of declared dividends, issue of new/duplicate certificates, general meetings etc.;
c) Review of measures taken for effective exercise of voting rights by shareholders;
d) Review of adherence to the service standards adopted by the Company in respect of various services being rendered by the Registrar & Share Transfer Agent;
e) Review of the various measures and initiatives taken for reducing the quantum of unclaimed dividends and ensuring timely receipt of dividend warrants/annual reports/statutory notices by the shareholders of the Company;

- **Composition**

As on 31st March, 2020, the Stakeholders Relationship Committee comprised of 3 (three) Directors, out of which 2 (two) Directors, including the Chairman of the Committee were Non-Executive Directors. The composition of the Committee as on 31st March, 2020 is detailed below:

Name of the Member	Category
Mr. Jyoti Kumar Poddar, Chairman[1]	Non - Executive Non -Independent
Mr. Debi Prasad Patra	Non - Executive Independent
Mr. Raghav Raj Kanoria	Executive

1. Mr. Jyoti Kumar Poddar was elected as the Chairman of the Committee with effect from close of Board Meeting held on 4th February, 2020

The Company Secretary is the Secretary to the Committee.

- **Meetings and Attendance**
  1 (one) meeting of the Stakeholders Relationship Committee was held during the financial year 2019-20 on 12th November, 2019. Requisite quorum was present at the meeting. The attendance of the Members at the meeting is as follows:

Members	No. of meetings held during the tenure	No. of meeting attended
Mr. Jyoti Kumar Poddar	1	1
Mr. Hemant Kanoria[1]	1	1
Mr. Debi Prasad Patra	1	1
Mr. Raghav Raj Kanoria	1	1

1. Resigned with effect from close of Board Meeting held on 4th February, 2020

- **Compliance Officer**
  Mr. Prashant Kapoor, Company Secretary of the Company has been designated as the Compliance Officer of the Company.

- **Shareholders' Complaints**
  During the year under review, no Investor Complaints was received by the Company or by the Registrar and Share Transfer Agent of the Company or on SCORES, the web based redressal system of SEBI. Pursuant to Regulation 13(3) read with Regulation 13(4) of the Listing Regulations, Statements of Investor Complaints as received from the Registrar and Share Transfer Agent is filed with the Stock Exchanges on a quarterly basis and are also placed before the Board for their information and noting.

OTHER COMMITTEES OF DIRECTORS

Corporate Social Responsibility Committee

Brief Terms of Reference	Composition		Meetings	
	Name	Category	No. of meetings held during the tenure	No. of meetings attended
a) Formulate and recommend to the Board, the Corporate Social Responsibility ("CSR") Policy which shall indicate the CSR activities to be undertaken by the Company b) Recommend to the Board the amount of expenditure to be incurred on CSR activities c) Monitor the CSR activities of the Company	Mr. Amit Kiran Deb, Chairman[1]	Non - Executive Independent	1	1
	Mr. Hemant Kanoria, Chairman[1]	Non - Executive Non - Independent	1	1
	Mr. Debi Prasad Patra[2]	Non - Executive Independent	-	Not applicable
	Mr. Jyoti Kumar Poddar	Non - Executive Non - Independent	1	-
	1. Mr. Hemant Kanoria, Chairman of the Committee, resigned from the Board with effect from close of Board Meeting held on 4th February, 2020. Mr. Amit Kiran Deb, a Member of the Committee was thereafter elected as the Chairman of the Committee at the said meeting 2. Inducted as a Member of the Committee with effect from close of Board Meeting held on 4th February, 2020 The Company Secretary of the Company is the Secretary to the Committee.		1 (one) meeting was held on 23rd May, 2019. Requisite quorum was present at the meeting.	

Risk Management Committee

Brief Terms of Reference	Composition		Meetings	
	Name	Category	No. of meetings held during the tenure	No. of meetings attended
a) Monitor and review the Risk Management Policy of the Company b) Develop the Risk Management Plan of the Company c) Reviewing risks including cyber security d) Preparing mitigation plans to minimize risk and monitoring the same	Mr. Tantra Narayan Thakur, Chairman	Non - Executive Independent	1	1
	Mr. Hemant Kanoria[1]	Non - Executive Non - Independent	1	1
	Mr. Amit Kiran Deb	Non - Executive Independent	1	-
	Mr. Debi Prasad Patra	Non - Executive Independent	1	1
	Mr. Jyoti Kumar Poddar	Non - Executive Non - Independent	1	1
	Mr. Raghav Raj Kanoria	Executive	1	1
	1. Resigned with effect from close of Board Meeting held on 4th February, 2020 The Company Secretary of the Company is the Secretary to the Committee. Mr. Sanjeev Seth, Chief Executive Officer and Mr. Argha Ghosh, Vice President (Audit & Risk) are Invitees to the Committee.		1 (one) meeting was held on 10th August, 2019. Requisite quorum was present at the meeting.	

Committee of Directors				
Brief Terms of Reference	Composition		Meetings	
	Name	Category	No. of meetings held during the tenure	No. of meetings attended
a) Oversight of banking and borrowing related matters b) To authorise the Company officials for signing various agreements, deeds and documents etc. c) To consider, approve and submit various bid documents etc. for promotion, investment, joint venture and/or expression etc.	Mr. Hemant Kanoria, Chairman[1]	Non-Executive Non-Independent	6	6
	Mr. Jyoti Kumar Poddar, Chairman[1]	Non-Executive Non-Independent	7	7
	Mr. Raghav Raj Kanoria	Executive	7	7
	1. Mr. Hemant Kanoria, Chairman of the Committee, resigned from the Board with effect from close of Board Meeting held on 4th February, 2020. Mr. Jyoti Kumar Poddar, a Member of the Committee was thereafter elected as the Chairman of the Committee at the said meeting		7 (seven) meetings were held on 1st May, 2019; 17th July, 2019; 14th August, 2019; 19th October, 2019; 20th November, 2019; 14th January, 2020 and 13th February, 2020.	
	The Company Secretary of the Company is the Secretary to the Committee.		Requisite quorum was present at all the meetings.	

GENERAL BODY MEETINGS

The details of Annual General Meetings (AGM) held in last 3 years are as under:

AGM	Financial Year	Venue	Date and Time	Details of Special Resolution passed
99th	2018-19	Registered Office: Plot No. X1-2 & 3, Block - EP, Sector - V, Salt Lake City, Kolkata - 700 091	10th August, 2019 11:30 a.m.	Re-appointment of Ms. Dipali Khanna (DIN 03395440) as an Independent Director for a second term of 5 (five) consecutive years w.e.f. 31st March, 2020.
				Payment of managerial remuneration to Directors in excess of the limits prescribed under Act and/or the limits prescribed under Listing Regulations.
				Issue and allotment of Non-Convertible Debentures and/or other Debt Securities on private placement basis.
98th	2017-18	Registered Office: Plot No. X1-2 & 3, Block - EP, Sector - V, Salt Lake City, Kolkata - 700 091	22nd September, 2018 11:30 a.m.	Re-appointment of Mr. Amit Kiran Deb (DIN 02107792) as an Independent Director for a second term of 5 (five) consecutive years w.e.f. 1st April, 2019 and continuation of appointment as an Independent Director beyond the age of 75 (Seventy Five) years
				Re-appointment of Mr. Nand Gopal Khaitan (DIN 00020588) as an Independent Director for a second term of 5 (five) consecutive years w.e.f. 1st April, 2019
				Re-appointment of Mr. Debi Prasad Patra (DIN 00067269) as an Independent Director for a second term of 5 (five) consecutive years w.e.f. 1st April, 2019
				Re-appointment of Mr. Tantra Narayan Thakur (DIN 00024322) as an Independent Director for a second term of 5 (five) consecutive years w.e.f. 1st April, 2019.
				Alteration of Object Clause (Clause 3) of the Memorandum of Association of the Company.
				Adoption of new Articles of Association of the Company.
				Issue and allotment of Non-Convertible Debentures and/or other Debt Securities on private placement basis.
97th	2016-17	Registered Office: Plot No. X1-2 & 3, Block - EP, Sector - V, Salt Lake City, Kolkata - 700 091	12th August, 2017 11:30 a.m.	Issue and allotment of secured and/or unsecured, listed and/or unlisted Non-Convertible Debentures and/or other debt securities, including Bonds, Commercial Papers etc., on private placement basis.

Postal Ballot exercise

No resolution was passed by the Company during the financial year 2019-20 through Postal Ballot. If required, Special Resolution(s) may be passed by postal ballot during the year, in accordance with the prescribed procedure.

MEANS OF COMMUNICATION

Timely communication of consistent, relevant, reliable and updated information to the stakeholders is an essential component of Corporate Governance. The Company regularly interacts with shareholders through multiple channels of communication such as results announcement, annual report, media releases, Company's website and subject specific communications.

The quarterly unaudited financial results and the annual audited financial results of the Company are approved by the Board of Directors and are disseminated to the Stock Exchanges immediately after the conclusion of the meeting of the Board of Directors in which such financial results are considered and approved, in terms of the provisions of the Listing Regulations. The financial results of the Company are also published in the prescribed format in prominent English newspaper having nationwide circulation as well as vernacular newspaper and are also made available on the Company's website www.indiapower.com.

During the financial year 2019-20, the quarterly unaudited financial results and the annual audited financial results were published in the prescribed format within 48 (forty-eight) hours of the conclusion of the meeting of the Board of Directors in Financial Express (English newspaper) and Aajkaal (vernacular (Bengali) newspaper).

The Company's website www.indiapower.com has a separate dedicated section "Investor Relations" where information for the shareholders is available. The quarterly/annual financial results, annual reports, shareholding patterns, policies, investors' contact details, details of unclaimed dividends/shares and all other corporate communications are posted on the website of the Company in addition to the information stipulated under the Listing Regulations and the Act. Any presentation made to institutional investors/analysts, are simultaneously disseminated on the Company's website. Official news releases are also displayed on the website of the Company under the "Media" section.

OTHER DISCLOSURES

a) The Company has not entered into any materially significant Related Party Transaction during the financial year 2019-20 having potential conflict with the interests of the Company at large.

b) During the last 3 (three) years, there were no strictures or penalties imposed by either Stock Exchanges or SEBI or any statutory authority for non-compliance of any matter related to the capital markets.

c) The Company has formulated a 'Whistle Blower Policy' and has established a 'Vigil Mechanism'. The Vigil Mechanism/Whistle Blower Policy is available on your Company's website at the link *https://www.indiapower.com/pdf/WHISTHLE%20BLOWER%20VIGIL%20MECHANISM.pdf*. The Company hereby affirms that no personnel of the Company have been denied access to the Audit Committee.

d) The Company has complied with all the mandatory requirements of Corporate Governance applicable to the Company as prescribed under the Listing Regulations.

   Additionally, the Company has complied with the following non-mandatory or discretionary requirements:

   The Internal Auditors of the Company reports directly to the Audit Committee and presents Internal Audit Report to the Audit Committee on a quarterly basis.

e) The Company has a Policy for determining Material Subsidiary in terms of Regulation 16(1)(c) of the Listing Regulations which is available on the Company's website at the link *http://www.indiapower.com/pdf/Policy%20for%20determining%20Material%20Subsidiaries.pdf*.

f) Disclosure of commodity price risk or foreign exchange risk and hedging activities is not applicable to the Company.

g) The Company has not raised funds through preferential allotment or qualified institutions placement as specified under Regulation 32(7A) of the Listing Regulations during the year under review.

h) The Company has obtained a Certificate from M/s. H. M. Choraria & Co., a firm of Company Secretaries in Practice (Certificate of Practice Number-1499), regarding Directors debarment/disqualification from being appointed or continuing as directors of companies by the SEBI/Ministry of Corporate Affairs or any such statutory authority which is annexed to the Report.

i) The Board of Directors has accepted all the recommendations received from the Committees of the Board of Directors during the year under review.

j) Total fees paid/payable for all services availed by the Company and its subsidiaries during the financial year 2019-20 on a consolidated basis to the Statutory Auditors of the Company and all entities in the network firm / network entity of which the Statutory Auditor is a part is ₹ 29.70 Lakhs excluding taxes as applicable.

k) The Company has in place a Policy on Prevention of Sexual Harassment in terms of the provisions of the Sexual Harassment of Women at Workplace (Prevention, Prohibition and Redressal) Act, 2013 and Rules framed thereunder. The following is the summary of sexual harassment complaints received and disposed of by the Company during the financial year 2019-20:

   a) Number of complaints filed during the financial year - None

   b) Number of complaints disposed of during the financial year - Not Applicable

   c) Number of complaints pending as on end of the financial year - Not Applicable

l) There have been no instances of non-compliance of any requirement of Corporate Governance Report as mentioned in sub-paras (2) to (10) of para C of Schedule V to the Listing Regulations.

m) The Company has complied with the Corporate Governance requirements specified under Regulations 17 to 27 and Clauses (b) to (i) of sub-regulation (2) of Regulation 46 of the Listing Regulations.

n) Declaration in terms of Regulation 17(8) of the Listing Regulations, signed by the Chief Executive Officer stating that the Members of Board of Directors and Senior Management Personnel have affirmed compliance with the Code of Conduct of Board of Directors and Senior Management is annexed to the Report.

o) The Company has obtained a Compliance Certificate from M/s. S S Kothari Mehta & Co., Statutory Auditors of the Company, confirming compliance with the conditions of Corporate Governance which is annexed to the Report.

p) The Company does not have any shares in the demat suspense account or unclaimed suspense account.

GENERAL SHAREHOLDER'S INFORMATION

Annual General Meeting for financial year 2019-20	Wednesday, 30th September, 2020 at 11:30 a.m. (IST) through Video Conferencing / Other Audio Visual Means. The Registered Office shall be the deemed venue for the Annual General Meeting.
Book Closure Date	Thursday, 24th September, 2020 to Wednesday, 30th September, 2020 (both days inclusive)
Dividend Payment Date	The Board of Directors of the Company at their meeting held on 25th June, 2020 recommended a Dividend of ₹ 0.05 per equity share of face value of ₹ 1/- each, for the financial year ended 31st March, 2020. Dividend, if approved by Members at the Annual General Meeting, will be paid on or after Monday, 5th October, 2020
Financial Year	The Company follows April-March as the financial year.
Listing on Stock Exchanges and Stock Code	The Equity Shares of the Company are presently listed on the following Stock Exchanges:

Name of the Stock Exchanges	National Stock Exchange of India Limited	Metropolitan Stock Exchange of India Limited
Address	Exchange Plaza, C-1, Block G, Bandra Kurla Complex, Bandra (E), Mumbai – 400 051	Vibgyor Towers, 4th floor, Plot No C 62, G - Block, Opp. Trident Hotel, Bandra Kurla Complex, Bandra (E), Mumbai – 400 098
Stock/Scrip Code	DPSCLTD	DPSCLTD

The Debt Securities of the Company are listed on the Debt Segment of National Stock Exchange of India Limited.

Annual listing fees for the financial year 2020 - 21 have been paid to the Stock Exchanges within statutory timelines.

Market Price Data

The monthly high/low market price of the Company's equity shares and the volume traded at National Stock Exchange of India Limited during the financial year 2019-20 were as under:

Month	High (₹)	Low (₹)	Volume of Trade (₹ in Lakhs)
April, 2019	14.70	11.10	20.55
May, 2019	12.25	9.60	19.61
June, 2019	13.70	8.80	46.03
July, 2019	10.95	8.60	14.38
August, 2019	16.15	8.80	37.18
September, 2019	14.50	9.60	24.43
October, 2019	11.30	9.15	26.81
November, 2019	10.60	8.40	33.82
December, 2019	10.45	7.80	15.81
January, 2020	9.15	7.50	13.01
February, 2020	10.00	4.90	70.39
March, 2020	9.20	4.40	28.97

None of the Company's securities have been suspended from trading.

Performance in comparison to broad-based indices

Performance of Company's share price in comparison to NSE Nifty (monthly closing) is presented below:

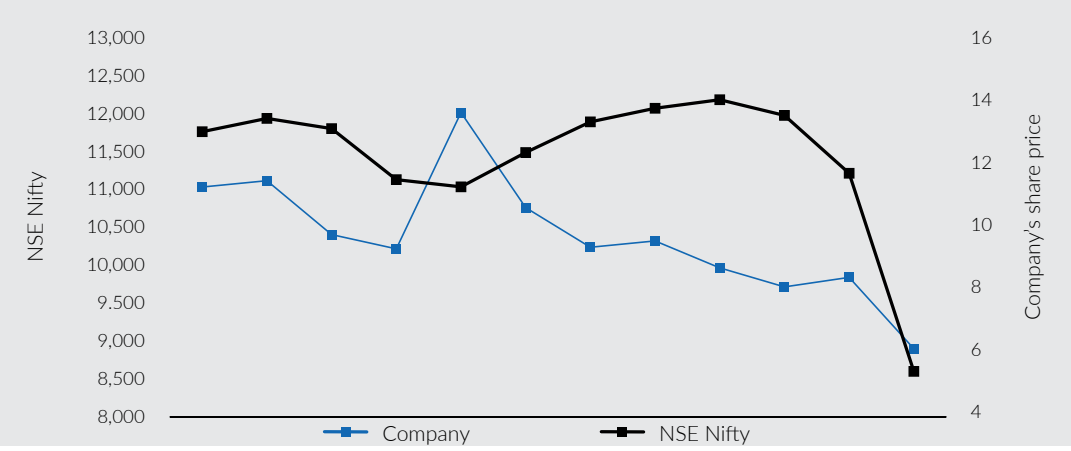

Registrar & Share Transfer Agent **(Equity Shares and Debt Securities)**	CB Management Services Private Limited P-22, Bondel Road, Kolkata - 700 019 Phone: 91 33 4011 6700, 2280 6692/93/94/2486 Fax: 91 33 2287 0263 E-mail: rta@cbmsl.com Website: www.cbmsl.com
Debenture Trustee	Axis Trustee Services Limited The Ruby, 2nd Floor, SW 29, Senapati Bapat Marg, Dadar West, Mumbai - 400028 Phone: 91 22 6230 0451 E-mail: debenturetrustee@axistrustee.com Website: www.axistrustee.com
Share transfer system	Pursuant to SEBI Notification effective from 1st April, 2019, no securities can be processed for transfer unless the securities are held in the dematerialized form with a depository. In view of the above and to avail various benefits of dematerialization, Members holding shares in physical form are advised to dematerialise their holding at the earliest.

Shareholding Pattern as on 31st March, 2020

Category	No. of Shares	% of holding
Promoter/Promoter Group	57,93,31,667	59.49
Bank/Financial Institutions	11,96,230	0.12
Bodies Corporate	91,00,347	0.93
Non - Resident Indians	2,27,192	0.02
Investor Education and Protection Fund Authority – Ministry of Corporate Affairs	9,63,227	0.10
Indian Public & Others	38,29,70,977	39.34
Total	**97,37,89,640**	**100.00**

Distribution of Shareholding as on 31st March, 2020

Range		No. of Shareholders	%	No. of Shares	%
From	To				
1	500	2,915	69.19	4,05,663	0.04
501	1000	413	9.80	3,58,983	0.04
1001	2000	297	7.05	4,58,358	0.05
2001	3000	136	3.23	3,49,211	0.04
3001	4000	43	1.02	1,53,403	0.01
4001	5000	63	1.50	2,99,302	0.03
5001	10000	124	2.94	9,47,127	0.10
10001	50000	146	3.47	34,31,947	0.35
50001	100000	32	0.76	23,71,761	0.24
and above		44	1.04	96,50,13,885	99.10
TOTAL		**4,213**	**100.00**	**97,37,89,640**	**100.00**

Dematerialisation of Shares and liquidity

The Company's equity shares are traded in electronic form and are available for trading in Depository System of both National Securities Depository Limited (NSDL) and Central Depository Services (India) Limited (CDSL). Shareholders have an option to dematerialize their shares with either of the Depositories. The International Securities Identification Number (ISIN) as allotted to the equity shares of the Company by NSDL and CDSL is INE360C01024.

The details of number of equity shares of the Company held in Physical and Demat form as on 31st March, 2020 is given below:

Physical/ Electronic	No. of Shares	%
Physical	34,57,808	0.35
NSDL	57,27,67,100	58.82
CDSL	39,75,64,732	40.83
Total	**97,37,89,640**	**100.00**

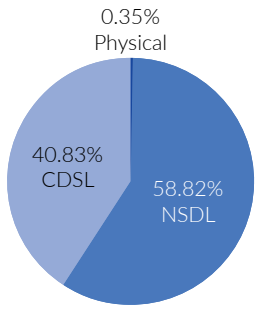

Outstanding GDRs /ADRs / Warrants or any Convertible Instruments, conversions date and likely impact on equity	Nil
Details of all credit ratings obtained along with any revisions thereto during the financial year 2019-20	

CARE Rating

Type of Facilities	Rating	Revision
Long-term Bank Facilities	CARE BBB	No change in the ratings earlier assigned
Short-term Bank Facilities	CARE A3	
Long-term Instrument - Debenture - NCD	CARE BBB	

Brickwork Ratings

Type of Facilities	Rating	Revision
Long-term Fund Based	BWR A-	BWR A to BWR A-
Short-term Non Fund Based	BWR A2	BWR A2+ to BWR A2
Non-Convertible Debentures	BWR A-	BWR A to BWR A-

Plant location	Dishergarh Power Station Sanctoria, P.O.: Dishergarh Burdwan – 713 333, West Bengal Tel: 91 341 660 0454/455/456/457 Fax: 91 341 660 0464 Phone: 0341 6600 452
Address for Correspondence with the Company	The Company Secretary India Power Corporation Limited Plot No. X1- 2 & 3, Block - EP, Sector - V, Salt Lake City, Kolkata – 700 091 Phone: 91 33 6609 4300/08/09/10 Fax: 91 33 2357 2452 E-mail: corporate@indiapower.com

For and on behalf of the Board of Directors

Amit Kiran Deb
Chairman
DIN: 02107792

Raghav Raj Kanoria
Managing Director
DIN: 07296482

Place: Kolkata
Date: 25th June, 2020

DECLARATION AFFIRMING COMPLIANCE WITH THE CODE OF CONDUCT OF BOARD MEMBERS AND SENIOR MANAGEMENT PERSONNEL

To

The Members of
India Power Corporation Limited

I, Sanjeev Seth, Chief Executive Officer of India Power Corporation Limited, pursuant to Regulation 26(3) of SEBI (Listing Obligations and Disclosure Requirements) Regulations, 2015, declare to the best of my knowledge and belief, that all the Members of the Board and Senior Management Personnel of the Company have affirmed their compliance with the Code of Conduct of Board Members and Senior Management Personnel for the financial year ended 31st March, 2020.

Place: Noida
Date: 25th June, 2020

Sanjeev Seth
Chief Executive Officer

CERTIFICATION BY CHIEF EXECUTIVE OFFICER & CHIEF FINANCIAL OFFICER

[Pursuant to Regulation 17(8) read with Regulation 33(2)(a) of the SEBI (Listing Obligations and Disclosure Requirements) Regulations, 2015]

The Board of Directors
India Power Corporation Limited
Plot No. X1-2 & 3, Block - EP
Sector-V, Salt Lake City
Kolkata - 700 091

We, Sanjeev Seth, Chief Executive Officer and Amit Poddar, Chief Financial Officer of India Power Corporation Limited (the "Company"), certify that -

A. We have reviewed the Financial Statements and the Cash Flow Statement of the Company for the financial year ended 31st March, 2020 and that to the best of our knowledge and belief, state that:

   (1) these statements do not contain any materially untrue statement or omit any material fact or contain statements that might be misleading;
   (2) these statements together present a true and fair view of the Company's affairs and are in compliance with existing accounting standards, applicable laws and regulations.

B. There are, to the best of our knowledge and belief, no transactions entered into by the Company during the year which are fraudulent, illegal or violative of the Company's Code of Conduct.

C. We accept responsibility for establishing and maintaining internal controls for financial reporting and that we have evaluated the effectiveness of internal control systems of the Company pertaining to financial reporting and have disclosed to the Auditors and the Audit Committee, deficiencies in the design or operation of such internal controls, if any, of which we are aware and the steps taken or proposed to be taken for rectifying these deficiencies.

D. We have indicated, to the Auditors and the Audit Committee:

   (1) significant changes, if any in internal control over financial reporting during the year;
   (2) significant changes, if any in accounting policies during the year and the same have been disclosed in the notes to the financial statements; and
   (3) that there have been no instances of significant fraud, of which we have become aware and consequently no involvement therein, of the management or any employee having a significant role in the Company's internal control system over the financial reporting.

Place: Kolkata/Noida
Date: 25th June, 2020

Sanjeev Seth
Chief Executive Officer

Amit Poddar
Chief Financial Officer

CERTIFICATE OF NON-DISQUALIFICATION OF DIRECTORS

(pursuant to Regulation 34(3) and Schedule V Para C Clause (10)(i) of the SEBI (Listing Obligations and Disclosure Requirements) Regulations, 2015)

To,
The Members of
India Power Corporation Limited,
Plot No. X1-2 & 3, Block-EP,
Sector-V, Salt Lake City,
Kolkata - 700 091

We have examined the relevant registers, records, forms, returns and disclosures received from the Directors of India Power Corporation Limited (CIN: L40105WB1919PLC003263) and having registered office at Plot No. X1-2&3, Block-EP, Sector-V, Salt Lake City, Kolkata-700 091 (hereinafter referred to as 'the Company'), produced before us by the Company for the purpose of issuing this Certificate, in accordance with Regulation 34(3) read with Schedule V Para-C Sub clause 10(i) of the Securities and Exchange Board of India (Listing Obligations and Disclosure Requirements) Regulations, 2015.

In our opinion and to the best of our information and according to the verifications (including Directors Identification Number (DIN) status at the portal www.mca.gov.in) as considered necessary and explanations furnished to us by the Company & its officers, we hereby certify that subject to our observation as under none of the Directors on the Board of the Company as stated below as on 31st March, 2020 have been debarred or disqualified from being appointed or continuing as Directors of companies by the Securities and Exchange Board of India (hereinafter referred to as 'SEBI'), Ministry of Corporate Affairs or any such other Statutory Authority:

Sl. No.	Name of Director	DIN
1	Mr. Amit Kiran Deb- Independent Director	02107792
2	Mr. Nand Gopal Khaitan- Independent Director	00020588
3	Mr. Tantra Narayan Thakur- Independent Director	00024322
4	Mr. Debi Prasad Patra- Independent Director	00067269
5	Ms. Dipali Khanna- Independent Director	03395440
6	Mr. Raghav Raj Kanoria – Managing Director	07296482
7	Mr. Jyoti Kumar Poddar - Non Executive Director*	00690650

* On the applications filed by the Independent Directors of the Company, before Securities Appellate Tribunal, Mumbai (hereinafter referred to as "SAT"), SAT vide its order dated 3rd April, 2019 held that the SEBI's ex-parte interim order dated 4th June, 2013 cannot be sustained and is quashed. Thereafter the Company informed that the restraints imposed on all the Directors of the Company including Non Executive Directors were quashed. Subsequently, the said order was reviewed by SAT on an Appeal filed by SEBI and clarificatory order was passed by SAT vide an order dated 5th September, 2019 wherein it was held that the ex-parte interim order dated 4th June, 2013 is quashed in so far as the Appellants are concerned. However, it has been clarified by the Company that SAT's modification order dated 5th September, 2019 has not changed the principles/ views as embodied in the SAT's order dated 3rd April, 2019 and does not impact the Directors of the Company including Non-Executive Directors.

Further it was observed that, SEBI debarred list available on the website of NSE in which the status of the restrictions imposed vide SEBI's ex-parte interim order dated 4th June, 2013 on the Company's Directors including Non Executive Directors was changed as "revoked" after the SAT order dated 3rd April, 2019 remains unaltered subsequent to the SAT's modification order dated 5th September, 2019.

Ensuring the eligibility of for the appointment/continuity of every Director on the Board is the responsibility of the management of the Company. Our responsibility is to express an opinion on these based on our verification. This certificate is neither an assurance as to the future viability of the Company nor of the efficiency or effectiveness with which the management has conducted the affairs of the Company.

For, H M Choraria & Co
Practising Company Secretaries

Place: Kolkata
Date : 2nd July, 2020

(H M Choraria)
Proprietor
CP. No.1499
UDIN: F002398B000408485

AUDITORS' CERTIFICATE REGARDING COMPLIANCE OF CONDITONS OF CORPORATE GOVERNANCE

To
The Members of
India Power Corporation Limited (formerly DPSC Limited)

1. We S S Kothari Mehta & Company, Chartered Accountants, the Statutory Auditor of India Power Corporation Limited (formerly DPSC Limited) ("the Company") have examined the compliance of conditions of Corporate Governance by the Company, for the year ended on March 31, 2020, as stipulated in Regulations 17 to 27 and Clauses (b) to (i) of Regulation 46(2) and para C, D and E of Schedule V of the SEBI (Listing Obligations and Disclosure Requirements) Regulations, 2015 ('the Listing Regulations').

Managements' Responsibility

2. The compliance of conditions of Corporate Governance is the responsibility of the Management. This responsibility includes the design, implementation and maintenance of internal control and procedures to ensure the compliance with the conditions of the Corporate Governance stipulated in Listing Regulations.

Auditor's Responsibility

3. Our responsibility is limited to examining the procedures and implementation thereof, adopted by the Company for ensuring compliance with the conditions of the Corporate Governance. It is neither an audit nor an expression of opinion on the financial statements of the Company.

4. We have examined the books of account and other relevant records and documents maintained by the Company for the purposes of providing reasonable assurance on the compliance with Corporate Governance requirements by the Company.

5. We have carried out an examination of the relevant records of the Company in accordance with the Guidance Note on Certification of Corporate Governance issued by the Institute of the Chartered Accountants of India (the ICAI), to the extent relevant, the Standards on Auditing specified under Section 143(10) of the Companies Act 2013, in so far as applicable for the purpose of this certificate and as per the Guidance Note on Reports or Certificates for Special Purposes issued by the ICAI which requires that we comply with the ethical requirements of the Code of Ethics issued by the ICAI.

6. We have complied with the relevant applicable requirements of the Standard on Quality Control (SQC) 1, Quality Control for Firms that Perform Audits and Reviews of Historical Financial Information, and Other Assurance and Related Services Engagements.

Opinion

7. Based on our examination of the relevant records and according to the information and explanations provided to us and the representations provided by the Management, we certify that the Company has complied with the conditions of Corporate Governance as stipulated in Regulations 17 to 27 and clauses (b) to (i) of Regulation 46(2) and para C and D of Schedule V to the Listing Regulations during the year ended 31st March, 2020.

8. We further state that such compliance is neither an assurance as to the future viability of the Company nor the efficiency or effectiveness with which the Management has conducted the affairs of the Company.

Restriction on use

9. The certificate is addressed and provided to the members of the Company solely for the purpose to enable the Company to comply with the requirement of the Listing Regulations, and it should not be used by any other person or for any other purpose. Accordingly, we do not accept or assume any liability or any duty of care for any other purpose or to any other person to whom this certificate is shown or into whose hands it may come without our prior consent in writing.

For S S Kothari Mehta & Company
Chartered Accountants
Firm's Registration No.:000756N

Neeraj Bansal
Partner
(Membership No: 095960)
UDIN: 20095960AAAAFI6675

Place: New Delhi
Date: June 25, 2020

Annexure - V

CONSERVATION OF ENERGY, TECHNOLOGY ABSORPTION AND FOREIGN EXCHANGE EARNINGS AND OUTGO

[Pursuant to Section 134(3)(m) of the Companies Act, 2013 and Rule 8(3) of the Companies (Accounts) Rules, 2014]

A. Conservation of energy

The Company has always been conscious about the need for conservation of energy and has been taking measures to this effect in all possible domains.

i) Steps taken or impact on conservation of energy:

Distribution:

1. Routine identification of high loss feeders and segregation of the feeders to reduce loss.
2. Routine maintenance of feeders including checks & balances imposed on pole-earthings, checking insulators, sags, tree-trimmings, proper functioning of lightning arrester, re-jumpering of weak links, pole muffings and pole conditioning to ensure stability of lengthy feeders.
3. Routine maintenance of power & distribution transformers including bushings, oil level checks, winding temperature indicator, oil temperature indicator, condition checks of silica gel and termination checks at switchgear terminals to address hotspots, if any.
4. Upgradation of feeders from 11 kV to 33 kV and from 33 kV to 132 kV wherever needed to reduce loss and improve system reliability.
5. Implementation of distribution transformer metering with remote monitoring of all the distribution transformers for proper energy accounting and throughput.
6. Implementation of Supervisory Control and Data Acquisition ("SCADA") connectivity to help ensure better monitoring of sub-stations upto 11 kV level.

Power Station:

1. Replacement of old 11 kV breakers, relays, meters, etc. with new upgraded system for accurate monitoring as well as for better reliability.
2. Modification of the bottom ash disposal system for better handling & cost reduction.

ii) Steps taken by the Company for utilising alternate sources of energy:
The Company had 75.61% of its generation capacity (in MW terms) through clean and green sources (Wind and Solar) as on 31st March, 2020.

iii) Capital investment on energy conservation equipments:
As a continuous process, post installation of Capacitor Banks at sub-stations, consumer installation checks are also carried out. This involves routine checks and educating consumers to install appropriate compensation so that minimal reactive power is drawn from the system and installation moves towards unity Power Factor. After installation of Capacitor Bank in High Tensions feeders, monitoring of power compensation is under observation and necessary modification is being taken to get the maximum benefits.

B. Technology absorption

i) Efforts made towards technology absorption:
The Company considers Information Technology support as a key factor to its strategy for growth. Adopting new technologies to improve the efficiency is an ongoing process. The Company has initiated several steps to become a smart utility in it license area. Other than SCADA implementation, the Company has commissioned distribution transformer metering with the help of smart metering and IoT as well, for remote monitoring of parameters thereby focusing on operational efficiency and end-to-end digitalization.

ii) The benefits derived like product improvement, cost reduction, product development or import substitution:

1. Better reliability, availability of power and enhanced outage management.
2. Enhanced System Average Interruption Frequency Index ("SAIFI") & System Average Interruption Duration Index ("SAIDI").

iii) Information regarding imported technology (Imported during last three years reckoned from the beginning of the financial year): Not applicable

iv) Expenditure incurred on Research and Development:
The Company, as such, does not carry out any in-house Research and Development. However, for major activities or development, whenever contemplated in areas of power generation and distribution, the expertise of Central Electricity Authority and National Productivity Council is obtained.

C. Foreign Exchange Earnings and Outgo

Foreign Exchange earned in terms of actual inflows	:	Nil
Foreign Exchange outgo in terms of actual outflows	:	₹ 251.04 Lakhs

For and on behalf of the Board of Directors

	Amit Kiran Deb	**Raghav Raj Kanoria**
Place: Kolkata	Chairman	Managing Director
Date: 25th June, 2020	DIN: 02107792	DIN: 07296482

Annexure - VI

STATEMENT OF PARTICULARS OF EMPLOYEES PURSUANT TO SECTION 197(12) OF THE COMPANIES ACT, 2013 READ WITH RULES 5(2) & (3) OF THE COMPANIES (APPOINTMENT AND REMUNERATION OF MANAGERIAL PERSONNEL) RULES, 2014 FOR THE FINANCIAL YEAR 2019-20

Name of the Employee	Designation	Remuneration (₹)	Qualification	Experience (in years)	Date of commencement of employment	Age (in years)	Particulars of last employment held
List of top ten employees of the Company in terms of remuneration drawn and names of every employee who was employed throughout and/or part of the year and was in receipt of remuneration exceeding the limits laid down in the Companies Act, 2013							
Mr. Raghav Raj Kanoria	Managing Director	15,551,842	B.Com (Hons)	8	1st June, 2017	30	India Power Corporation (Bodhgaya) Limited, Whole-time Director
Mr. Sanjeev Seth	Chief Executive Officer	11,076,484	3+CTP Sr. Management Residential Programme, B.E. - Electrical	31	10th August, 2016	55	Reliance Infrastructures BSES, Senior Vice President & Head Business
Mr. Sanjeev Sinha*	President - IT & Digitisation	6,883,091	B Tech, MBA in Computer Information System	30	1st August, 2019	52	Meenakshi Energy Limited, President - IT & Digital Transformation
Mr. Prashant Kumar Choudhary	President - Business Development & Strategy	6,690,382	MBA, ICWA	24	3rd April, 2018	50	Essel Infraprojects Limited, Vice President - Distribution
Mr. Somesh Dasgupta	Group President & Corporate Compliance Responsibility Officer	6,483,412	TQM Cert., MIE, PGDM (HRD), B.E. - Mechanical	34	15th November, 1985	60	NA
Mr. Prakash Chandra Panda	Senior Vice President - Human Resource	5,624,419	MBA in Human Resource	27	19th September, 2018	51	Star Cement Limited, Head - Human Resource
Mr. Gautam Das	Vice President - Renewable Business	5,415,311	B. E. - Electronics	26	1st August, 2018	49	Green Utility Private Limited, Vice President - Renewable Business
Mr. Prashant Kapoor	Company Secretary	5,074,267	CS, B.Com (Hons)	22	23rd July, 2015	48	BMA Wealth Creators Limited, Senior Vice President & Company Secretary
Mr. Amit Poddar	Chief Financial Officer	5,045,070	CA, B.Com (Hons)	19	29th February, 2012	43	Tata Teleservices Limited, Senior Manager
Mr. Argha Ghosh	Vice President - Audit & Risk	5,007,232	CISA, CA, ICWA, B.Com (Hons)	24	4th April, 2013	54	GMR Group, Associate Vice President, Management Assurance Group

*Employed for a part of the financial year 2019-20

Notes:

(1) Remuneration includes basic salary, house rent allowance, medical allowance, special allowance, one time payment, conveyance hiring charges, fixed performance incentive, ex-gratia, leave travel allowance, provident fund, gratuity, incentives and other perquisites.

(2) The nature of employment is permanent in all the above cases.

(3) None of the employees, as stated above, is a relative of any Director of the Company as on 31st March, 2020.

(4) None of the employees, as stated above, hold more than 2% of the equity shares of the Company, along with their spouse and dependent children.

(5) Other disclosures in terms of Rules 5(2) & (3) of the Companies (Appointment and Remuneration of Managerial Personnel) Rules, 2014 was not applicable to the Company for the financial year 2019-20.

For and on behalf of the Board of Directors

	Amit Kiran Deb	**Raghav Raj Kanoria**
Place: Kolkata	Chairman	Managing Director
Date: 25th June, 2020	DIN: 02107792	DIN: 07296482

Annexure - VII

STATEMENT PURSUANT TO SECTION 197(12) OF THE COMPANIES ACT, 2013 READ WITH RULE 5(1) OF THE COMPANIES (APPOINTMENT AND REMUNERATION OF MANAGERIAL PERSONNEL) RULES, 2014 FOR THE FINANCIAL YEAR 2019-20

i) The ratio of remuneration of each Director to the median remuneration of the employees of the Company for the financial year 2019-20:

Name of Director	Designation	Ratio
Mr. Raghav Raj Kanoria	Managing Director	30.68:1
Mr. Hemant Kanoria	Non - Executive Director	-
Mr. Jyoti Kumar Poddar		-
Mr. Amit Kiran Deb	Independent Director	0.99:1
Mr. Debi Prasad Patra		0.99:1
Ms. Dipali Khanna		0.99:1
Mr. Nand Gopal Khaitan		0.99:1
Mr. Tantra Narayan Thakur		0.99:1

ii) The percentage increase in remuneration of each Director, Chief Executive Officer, Chief Financial Officer and Company Secretary in the financial year 2019-20:

Name of Director, Chief Executive Officer, Chief Financial Officer and Company Secretary	Designation	% increase in remuneration in the financial year 2019-20
Mr. Raghav Raj Kanoria	Managing Director	Nil
Mr. Hemant Kanoria	Non - Executive Director	Nil
Mr. Jyoti Kumar Poddar		Nil
Mr. Amit Kiran Deb	Independent Director	5.26
Mr. Debi Prasad Patra		5.26
Ms. Dipali Khanna		5.26
Mr. Nand Gopal Khaitan		5.26
Mr. Tantra Narayan Thakur		5.26
Mr. Sanjeev Seth	Chief Executive Officer	8.00
Mr. Amit Poddar	Chief Financial Officer	Not Applicable
Mr. Prashant Kapoor	Company Secretary	8.00

iii) The percentage increase in the median remuneration of employees in the financial year 2019 - 20:
The percentage increase in the median remuneration of the employees in the financial year 2019 - 20 is 0.17%.

iv) The number of permanent employees on the rolls of the Company:
There were 483 employees on the rolls of the Company as on 31st March, 2020.

v) Average percentile increase already made in the salaries of employees other than the managerial personnel in the financial year 2019-20 and its comparison with the percentile increase in the managerial remuneration and justification thereof and point out if there are any exceptional circumstances for increase in the managerial remuneration:

Particulars	% Increase
Average increase in the salaries of employees other than the managerial personnel	8.84
Average increase in the remuneration of managerial personnel	7.70
Justification thereof and point out if there are any exceptional circumstances for increase in the managerial remuneration	Not Applicable

vi) It is hereby affirmed that the remuneration paid during the financial year 2019-20 is as per the Nomination & Remuneration Policy of the Company.

Notes:

1. The remuneration paid to the Independent Directors reflects the commission paid to them during the financial year 2019-20 pertaining to the financial year 2018-19, as per the approval of the Members granted at the 94th Annual General Meeting of the Company held on 13th September, 2014 and as determined by the Board of Directors at their meeting held on 23rd May, 2019. The remuneration does not include sitting fees paid to the Directors for attending the meetings of the Board of Directors and Committees thereof.

2. Mr. Hemant Kanoria resigned from the Board of Directors of the Company with effect from the close of Board Meeting held on 4th February, 2020.

3. Mr. Amit Poddar was appointed as the Chief Financial Officer w.e.f. 5th February, 2019, therefore, percentage increase in his remuneration in the financial year 2019-20 is not comparable with that of the previous year 2018-19.

4. For both the financial years 2018-19 and 2019-20, the remuneration of the employees per annum and not the actual payout has been taken into consideration. Remuneration details include variable payout based on performance of the Company, if any. While calculating the median remuneration, the remuneration of the Executive Director(s) has been included.

5. Permanent employees on roll do not include Badli Workers, Retainers, Advisors, Trainees and Contractual persons.

For and on behalf of the Board of Directors

	Amit Kiran Deb	**Raghav Raj Kanoria**
Place: Kolkata	Chairman	Managing Director
Date: 25th June, 2020	DIN: 02107792	DIN: 07296482

Annexure - VIII

BUSINESS RESPONSIBILITY REPORT

[Pursuant to Regulation 34(2)(f) of the SEBI (Listing Obligations and Disclosure Requirements) Regulations, 2015]

SECTION A: GENERAL INFORMATION ABOUT THE COMPANY

1	Corporate Identity Number (CIN) of the Company	L40105WB1919PLC003263					
2	Name of the Company	India Power Corporation Limited [formerly DPSC Limited]					
3	Registered address	Plot No. X1-2&3, Block-EP, Sector-V, Salt Lake City, Kolkata -700091					
4	Website	www.indiapower.com					
5	E-mail id	corporate@indiapower.com					
6	Financial Year reported	2019-20					
7	Sector(s) that the Company is engaged in (industrial activity code-wise)	**Code**	**Description**				
		351	Power Generation, Distribution				
8	List three key products/services that the Company manufactures/provides (as in balance sheet)	Generation and distribution of electricity					
9	Total number of locations where business activity is undertaken by the Company						
	(a) Number of International Locations	1 (Singapore)					
	(b) Number of National Locations	The status are mentioned below:					
		State	**No. of Project Locations**	**Wind**	**Solar**	**Thermal**	**Distribution**
		West Bengal	3	-	1	1	1
		Gujarat	1	1	-	-	-
		Karnataka	1	1	-	-	-
10	Markets served by the Company	West Bengal, Gujarat and Karnataka					

SECTION B: FINANCIAL DETAILS OF THE COMPANY

1	Paid up Capital (INR in Lakhs)	9,737.90
2	Total Income [including Regulatory income/(expense)] (INR in Lakhs)	53,255.98
3	Total profit after taxes (INR Lakhs)	1,668.51
4	Total Spending on Corporate Social Responsibility (CSR) as percentage of profit after tax (%)	4.33
5	List of activities in which expenditure in 4 above has been incurred	The list of activities in which CSR expenditure has been incurred are mentioned in Annual Report on CSR Activities which is annexed to the Board's Report as Annexure – II

SECTION C: OTHER DETAILS

1	**Does the Company have any Subsidiary Company/Companies**
	Yes, the Company had 4 Subsidiaries as per Companies Act, 2013 as on 31st March, 2020.
2	**Do the Subsidiary Company/Companies participate in the BR Initiatives of the parent company? If yes, then indicate the number of such subsidiary company(s)**
	No
3	**Do any other entity/entities (e.g. suppliers, distributors etc.) that the Company does business with, participate in the BR initiatives of the Company? If yes, then indicate the percentage of such entity/entities? [Less than 30%, 30-60%, More than 60%]**
	No

SECTION D: BR INFORMATION

1.	**Details of Director responsible for BR:**	
(a)	**Details of the Director responsible for implementation of the BR policy / policies:**	
	1. DIN Number:	01298835
	2. Name:	Mr. Somesh Dasgupta
	3. Designation:	Whole-time Director
(b)	**Details of the BR head:**	
No	**Particulars**	**Details**
	1. DIN Number (if applicable):	01298835
	2. Name:	Mr. Somesh Dasgupta
	3. Designation:	Whole-time Director
	4. Telephone Number:	033 6609 4308-10
	5. E-mail id:	somesh.dasgupta@indiapower.com

2. Principle-wise (as per NVGs) BR Policy/Policies

The National Voluntary Guidelines (NVGs) on Social, Environmental and Economic Responsibilities of Business released by the Ministry of Corporate Affairs has adopted nine areas of Business Responsibility. These briefly are as under:

P1	Businesses should conduct and govern themselves with Ethics, Transparency and Accountability.
P2	Businesses should provide goods and services that are safe and contribute to sustainability throughout their life cycle.
P3	Businesses should promote the well being of all employees.
P4	Businesses should respect the interests of, and be responsive towards all stakeholders, especially those who are disadvantaged, vulnerable and marginalized.
P5	Businesses should respect and promote human rights.
P6	Businesses should respect, protect and make efforts to restore the environment.
P7	Businesses, when engaged in influencing public and regulatory policy, should do so in a responsible manner.
P8	Businesses should support inclusive growth and equitable development.
P9	Businesses should engage with and provide value to their customers and consumers in a responsible manner.

(a) Details of compliance (Reply in Y/N)

No.	Questions	Business Ethics	Product Responsibility	Well being of Employees	Stakeholder Engagement	Human Rights	Environment	Public Policy	CSR	Customer Relations
		P1	P2	P3	P4	P5	P6	P7	P8	P9
1	Do you have a policy/ policies for?	Y	Y	Y	Y	Y	Y	Y	Y	Y
2	Has the policy being formulated in consultation with the relevant stakeholders?	Y	Y	Y	Y	Y	Y	Y	Y	Y
3	Does the policy confirm to any national / international standards? If yes, specify? (50 words)	-	Y	Y	-	Y	Y	-	Y	Y
		-	Indian Electricity Act, 2003 & Electricity Supply Code	Relevant National Statutes	-	Relevant National Statutes	Relevant National Statutes	-	Companies Act, 2013	Indian Electricity Act, 2003 & Electricity Supply Code

No.	Questions	Business Ethics	Product Responsibility	Well being of Employees	Stakeholder Engagement	Human Rights	Environment	Public Policy	CSR	Customer Relations
		P1	P2	P3	P4	P5	P6	P7	P8	P9
4	Has the policy being approved by the Board? Is yes, has it been signed by MD/ owner/ CEO/ appropriate Board Director?	Relevant policies have been approved by the Board.								
5	Does the company have a specified committee of the Board/ Director/ Official to oversee the implementation of the policy?	Implementation of the relevant policies of the Company is overseen by the specified committee of the Board/ Director/ Officials.								
6	Indicate the link for the policy to be viewed online?	The policies are available on the website of the Company, at the link *https://www.indiapower.com/pdf/BRR%20Policies%20revised.pdf*.								
7	Has the policy been formally communicated to all relevant internal and external stakeholders?	Policies have been communicated to the key internal stakeholders. Communication is an ongoing process and hence intended to cover both internal and external stakeholders.								
8	Does the company have in-house structure to implement the policy/ policies.	Yes								
9	Does the Company have a grievance redressal mechanism related to the policy/ policies to address stakeholders' grievances related to the policy/ policies?	Pursuant to the Policies, the Director responsible for Business Report is in charge of addressing the grievances of the Stakeholders. In addition, the Company has also set up vigil mechanism to address the genuine concerns, if any, of the Directors and the Employees.								
10	Has the company carried out independent audit / evaluation of the working of this policy by an internal or external agency?	The respective Business Heads concerned for implementation of the Business Responsibility Policies certify the following on an annual basis: • Business Responsibility Policies were duly implemented and are operational; • No action in contravention of the Policy was undertaken by the Company; • There were no reported incidents of any violation to the Policy guidelines. The Internal Audit Department of the Company evaluates the implementation procedures and general working of the Policies on an annual basis and also certifies the aforesaid. Based on Compliance Certificates received from respective Business Heads, the Board of Directors of the Company review the BR Performance on an annual basis.								

(b)	**If answer to the question at serial number 1 against any principle, is 'No', please explain why:** (Tick up to 2 options)
	Not applicable

3. Governance related to BR		
a.	Indicate the frequency with which the Board of Directors, Committee of the Board or CEO assess the BR performance of the Company. Within 3 months, 3-6 months, Annually, More than 1 year	The respective Business Heads concerned for implementation of the Business Responsibility Policies certify the following on an annual basis: • Business Responsibility Policies were duly implemented and operational; • No action in contravention of the Policy was undertaken by the Company; • There were no reported incidents of any violation to the Policy guidelines. The Internal Audit Department of the Company evaluates the implementation procedures and general working of the Policies on an annual basis and also certifies the aforesaid. Based on Compliance Certificates received from respective Business Heads, the Board of Directors of the Company review the BR Performance on an annual basis.
b.	Does the Company publish a BR or a Sustainability Report? What is the hyperlink for viewing this report? How frequently it is published?	The Report is published as and when applicable. The Report for this year can be viewed on the website of the Company at the following link: *https://www.indiapower.com/page/investor-relation*

SECTION E: PRINCIPLE-WISE PERFORMANCE

Principle 1:	Businesses should conduct and govern themselves with Ethics, Transparency and Accountability.		
1	**Does the policy relating to ethics, bribery and corruption cover only the company? Yes/No. Does it extend to the Group/Joint Ventures/Suppliers/Contractors/NGOs/Others?**		
	Yes. However, the policy extends to the Company's Group and Joint Ventures but does not extend to Suppliers/Contractors/NGOs/Others.		
2	**How many stakeholder complaints have been received in the past financial year and what percentage was satisfactorily resolved by the management? If so, provide details thereof, in about 50 words or so.**		
	Stakeholder	**Received in FY 2019-20**	**Satisfactorily resolved by the management (%)**
	Employees	Nil	N/A
	Vendor	Nil	N/A
	Investor	Nil	N/A
	Society	Nil	N/A

Principle 2:	Businesses should provide goods and services that are safe and contribute to sustainability throughout their life cycle.
1	**List up to 3 of your products or services whose design has incorporated social or environmental concerns, risks and/or opportunities.**
	The Company is engaged in the business of power distribution along with power generation through an embeded 12 MW thermal power generation plant. It also has around 37 MW of wind and solar power generation. The Company ensures the safety of network and its assets by following standard operating processes and adhering to PPE compliance for each and every activity undertaken. This has resulted in least accidents and fatalities in its 100 year history. The Company's network too is designed optimally to prevent accidents and provide greater local network isolation in case of emergencies through ring main units, feeder pillars, mini feeder pillars etc. The Company is an ISO 9001:2015 & OSHAS 18001:2007 complaint and has adhered to RPO obligations thereby ensuring that environment is protected. The Company's T&D loss is around 3%, which is one of the lowest in the country and the world, thus contributing to reduction of carbon footprint and conserving energy. The Company uses standardised materials, which have been thoroughly tested in-house as well as externally. The Company closely monitors the execution of projects, resulting in least possible damages to environment. The Company prefers to supply to consumers at higher voltages like 132 kV, 33 kV, 11 kV and thereby encourages consumers to upgrade to higher voltages which reduces carbon footprint through lower T&D losses. Regular and continuing surveillance and review of network installations to prevent accidents and environment hazards.

2	**For each such product, provide the following details in respect of resource use (energy, water, raw material etc.) per unit of product (optional):**
(a)	**Reduction during sourcing/production/distribution achieved since the previous year throughout the value chain.**
	In case of power generation - There are various initiatives such as ash utilization, reduction of specific water consumption and auxiliary power consumption, zero discharge, rain water harvesting, energy conservation, utilization of scrap etc. For power distribution - process of continuous system based load monitoring coupled with voltage level wise energy accounting mechanism has been adopted so as to minimise the line losses as well to ensure less interrupted quality power to the consumers.
(b)	**Reduction during usage by consumers (energy, water) has been achieved since the previous year.**
	Based on market survey and scientific load research several initiatives are implemented in Demand Side Management (DSM) schemes. This includes Energy audits and Load Management program. These initiatives have led to significant saving.
3	**Does the company have procedures in place for sustainable sourcing (including transportation)?** (a) If yes, what percentage of your inputs was sourced sustainably? Also, provide details thereof, in about 50 words or so.
	Yes, Sustainability is extended to suppliers/vendors. It lays down the requirements on various aspects of sustainability such as ethics and compliance, Human Rights, Health, Safety and environment protection. Almost entire inputs have been sourced sustainably.
4	**Has the company taken any steps to procure goods and services from local & small producers, including communities surrounding their place of work?** (a) If yes, what steps have been taken to improve their capacity and capability of local and small vendors?
	No. Raw materials used by the Company are not produced by local and small vendors. They are procured from qualified vendors. However, for the service part we have engaged local authorized contractors for all Electrical EPC projects for granting new connections, O&M of lines and substations including 132Kv OH power receiving station related work and erection of equipment holding lattice structures.
5	**Does the company have a mechanism to recycle products and waste? If yes what is the percentage of recycling of products and waste (separately as <5%, 5-10%, >10%). Also, provide details thereof, in about 50 words or so.**
	The thermal power stations generate ash which is the major waste. The Company endeavor is to utilize Fly Ash at the locations and take initiatives to utilize the bottom ash as well. The waste/used oil which comes under the Hazardous waste category and e-waste is disposed off through authorized recyclers. More than 10%.

Principle 3:	**Businesses should promote the well being of all employees**	
1	Please indicate the total number of employees	**483**
2	Please indicate the total number of employees hired on temporary/contractual/casual basis	**0**
3	Please indicate the Number of permanent women employees	**27**
4	Please indicate the Number of permanent employees with disabilities	**0**
5	Do you have an employee association that is recognized by management?	Yes, All operating Trade Unions are recognized by the management
6	What percentage of your permanent employees is members of this recognized employee association?	**52%**
7	Please indicate the Number of complaints relating to child labour, forced labour, involuntary labour, sexual harassment in the last financial year and pending, as on the end of the financial year:	

No.	Category	No. of complaints filed during the financial year	No. of complaints pending as on end of the financial year
1	**Child labour/forced labour/involuntary labour**	**0**	**0**
2	**Sexual harassment**	**0**	**0**
3	**Discriminatory employment**	**0**	**0**
4	What percentage of your under mentioned employees were given safety & skill up-gradation training in the last year?		
	(a) Permanent Employees – Around **60%**		
	(b) Permanent Women Employees – Around **78%**		
	(c) Casual/Temporary/Contractual Employees **16%**		
	(d) Employees with Disabilities - N/A		

Principle 4:	Businesses should promote the well being of all employees
1	**Has the company mapped its internal and external stakeholders? Yes/No**
	Yes, the Company has mapped internal and external stakeholders. The Company is carrying out engagements with investors, employees, customers, suppliers, community etc. periodically.
2	**Out of the above, has the company identified the disadvantaged, vulnerable & marginalized stakeholders**
	The Company has identified the disadvantaged, vulnerable and marginalized stakeholders and working with women and marginalized children with a purpose of mainstreaming them.
3	**Are there any special initiatives taken by the company to engage with the disadvantaged, vulnerable and marginalized stakeholders. If so, provide details thereof, in about 50 words or so.**
	The Company is engaged in women empowerment (Ananya), skill development & community upliftment (Project Shakti), education, environment, support to nationally acclaimed sports, upliftment of art and artisans of Bengal to preserve our age old culture & heritage and health. The other unique initiatives introduced Happy Periods (women's health & menstrual hygiene), Medha (education of girl child), #giftgreen (environment), Adibashi Football Protijogita (support to nationally acclaimed sport), Rarh Bangla Karigari Mela (saving art and artisans of Rarh region of Bengal) and Swastha Samriddhi (healthcare) besides other programs for infrastructure and rural development, providing safe drinking facilities, industrial training, scholarship to meritorious students.

Principle 5:	Businesses should respect and promote human rights.
1	**Does the policy of the company on human rights cover only the company or extend to the Group/Joint Ventures/Suppliers/ Contractors/NGOs/Others?**
	Yes the policy of the Company is extended to its Group/Joint Ventures but not to its Suppliers/Contractors/NGOs/Others.
2	**How many stakeholder complaints have been received in the past financial year and what percent was satisfactorily resolved by the management?**
	No complaints were received during the reporting year.

Principle 6:	Businesses should respect, protect and make efforts to restore the environment.
1	**Does the policy related to Principle 6 cover only the company or extends to the Group/Joint Ventures/Suppliers/Contractors/NGOs/ others.**
	The Company's Environment Policy covers the entire Company who is/are directly or indirectly engaged in the business process.
2	**Does the company have strategies/initiatives to address global environmental issues such as climate change, global warming, etc? Y/N. If yes, please give hyperlink for webpage etc.**
	No.
3	**Does the company identify and assess potential environmental risks? Y/N**
	Yes, the Company has a mechanism to identify and assess potential environmental risks at the plant level. Once risks are identified, steps are taken to measure and mitigate these risks through the Management System approach.
4	**Does the company have any project related to Clean Development Mechanism? If so, provide details thereof, in about 50 words or so. Also, if Yes, whether any environmental compliance report is filed?**
	Yes, the Company have Clean Development Mechanism (CDM) projects. These projects include Wind projects at Karnataka and Gujarat.
5	**Has the company undertaken any other initiatives on – clean technology, energy efficiency, renewable energy, etc. Y/N. If yes, please give hyperlink for web page etc.**
	No.
6	**Are the Emissions/Waste generated by the company within the permissible limits given by CPCB/SPCB for the financial year being reported?**
	The Company is in compliance with the prescribed permissible limits as per Central Pollution Control Board (CPCB)/State Pollution Control Board (SPCB) for air emissions, effluent quality and discharge, solid and hazardous waste generation and disposal. Compliance reports/statements are submitted to SPCB as well as Regional office, Ministry of Environment, Forest & Climate Change (MoEFCC) regularly, as applicable.
7	**Number of show cause/legal notices received from CPCB/SPCB which are pending (i.e. not resolved to satisfaction) as on end of Financial Year.**
	None

Principle 7:	Businesses, when engaged in influencing public and regulatory policy, should do so in a responsible manner.
1	**Is your company a member of any trade and chamber or association? If Yes, Name only those major ones that your business deals with:**

The Company is member of various trade and chamber associations. The major ones are:

Sl. No.	Organization
1	ASSOCHAM
2	Federation of Indian Chambers of Commerce & Industry (FICCI)
3	Confederation of Indian Industry (CII)
4	Indian Chamber of Commerce (ICC)
5	Bengal Chamber of Commerce & Industry (BCC&i)
6	Bharat Chamber of Commerce
7	Coal Consumers Associations
8	State Productivity Council
9	Indo-German Chamber of Commerce
10	Calcutta Management Association
11	Independent Power Producers Association India
12	Young Presidents Organisation (Calcutta Chapter)
13	Young Presidents Organisation
14	Indo-American Chamber of Commerce
15	All India Marwari Federation

2	**Have you advocated/lobbied through above associations for the advancement or improvement of public good? Yes/No; if yes specify the broad areas (drop box: Governance and Administration, Economic Reforms, Inclusive Development Policies, Energy security, Water, Food Security, Sustainable Business Principles, Others)**

The Company doesn't engage in any form of lobbying activities. Advocacy is in place to enhance competitiveness, effectiveness and positively contribute to the development of the power sector, which are energy security, governance and administration, enhancing competition and transparency in power sector, structural changes for facilitating capacity addition, overcoming coal related challenges, electricity distribution reforms and promotion of renewable energy.

Principle 8:	Businesses should support inclusive growth and equitable development.
1	**Does the company have specified programmes/initiatives/projects in pursuit of the policy related to Principle 8? If yes details thereof.**

Yes, the Company has specific programs / initiatives / projects in pursuance of its Corporate Social Responsibility ("CSR") Policy.

India Power's CSR approach is focused on sustainability, and creates business value by factoring in the social and environmental impacts of conducting business. In financial year 2019-20 the Company introduced Annual Signature CSR initiatives which have left its footprints in serving the society in the fields of women empowerment, skill development & entrepreneurship, education, environment, support to nationally acclaimed sports, upliftment of art and artisans of Bengal to preserve our age old culture & heritage and health. The initiatives introduced are Ananya (empowering women), Project Shakti (skill development & community upliftment), Happy Periods (women's health & menstrual hygiene) Medha (education of girl child), #giftgreen (environment), Adibashi Football Protijogita (support to Nationally acclaimed sport), Rarh Bangla Karigari Mela (saving art and artisans of Rarh region of Bengal) and Swastha Samriddhi (healthcare) besides other initiatives involving infrastructure and rural development, providing safe drinking facilities, industrial training, scholarship to meritorious students. All these activities have been designed with the primary objective to handhold the society at large. Besides the usual CSR initiatives, during the lockdown period due to Covid-19 outbreak, the Company stepped forward to provide the most important basic need, food, to the needy people residing in and around its operational region.

2	**Are the programmes/projects undertaken through in-house team/own foundation/external NGO/government structures/any other organization?**

The Company has devised various programmes both through in-house teams, organisation like Ramakrishna Mission as well as in cooperation with local bodies, NGOs and Government Institutions.

3	**Have you done any impact assessment of your initiative?**

Yes. We continuously seek feedbacks from the local communities to understand the impact of our initiatives through visits by its CSR teams on a periodic basis, by making enquiries from local beneficiaries and authorities. Besides a consolidated report is also prepared on each of the initiatives executed.

4	**What is the Company's direct contribution to community development projects - Amount in INR and details of the projects undertaken?**

The Company usually conducts all the CSR activities directly with the beneficiaries for the community development projects. The primary emphasis is given to women empowerment, environment, education, healthcare, promotion of cultural heritage, community development, support to nationally acclaimed sports and infrastructural and rural development. The amount spent for the last two consecutive years for such projects was ₹ 95 lakhs during financial year 2017-18 and ₹ 88.17 lakhs during financial year 2018-19.

CSR Project/Activity expense details for financial year 2019-20

Sl. No.	CSR Verticals	Cumulative expense (₹ in Lakhs)
1	Education	6.98
2	Rural development	30.82
3	Women empowerment and social upliftment	7.51
4	Health & sanitation	2.97
5	Green initiative	0.24
6	Disaster management	10.64
7	Support to nationally acclaimed sports	1.79
8	Promotion of cultural heritage	11.37
	Total	**72.31**

5	**Have you taken steps to ensure that this community development initiative is successfully adopted by the community? Please explain in 50 words, or so.**

Yes, the Company follows participatory approach in selection of CSR initiatives, all the trainings, awareness programs and other activities like educational material distribution, building of toilets, placing water tank etc. have been monitored by our in-house representative in person and surveys have been conducted at a regular interval to identify the needs of the community, required modifications in ongoing initiatives implementation and assess project outcomes, this helps in fostering ownership amongst local communities in collaboration with the local stakeholders and decision makers.

Principle 9:	**Businesses should engage with and provide value to their customers and consumers in a responsible manner.**
1	**What percentage of customer complaints/consumer cases are pending as on the end of financial year.**

There were no complaints pending as on 31st March 2020. All the complaints were resolved as per timelines.

2	**Does the company display product information on the product label, over and above what is mandated as per local laws? Yes/ No/N.A./Remarks (additional information)**

The Company is in the business of generation and distribution of electricity and hence labelling of products is not applicable. Electricity being the product, requires utmost safety in handling and precautions while using. The Company has displayed safety signage at prominent locations including the substations and Customer Relations Centres. In addition, the Company is also creating safety awareness among consumers through its website.

3	**Is there any case filed by any stakeholder against the company regarding unfair trade practices, irresponsible advertising and/or anti-competitive behaviour during the last five years and pending as on end of financial year. If so, provide details thereof, in about 50 words or so.**

There are no cases pending with regard to unfair trade practices, irresponsible advertising and/or anti-competitive behaviour as on 31st March, 2020.

4	**Did your company carry out any consumer survey/consumer satisfaction trends?**

Yes, a Consumer Satisfaction Survey is carried out by the Company every year. Based on the feedback necessary actions are taken for rectification. Consumer Meets are organised every year to interact and resolve service related matters, if any.

For and on behalf of the Board of Directors

Amit Kiran Deb
Chairman
DIN: 02107792

Raghav Raj Kanoria
Managing Director
DIN: 07296482

Place: Kolkata
Date: 25th June, 2020

Annexure - IX

FORM NO. MGT - 9
EXTRACT OF ANNUAL RETURN
as on the financial year ended on 31st March, 2020

[Pursuant to Section 92(3) of the Companies Act, 2013 and Rule 12(1) of the Companies (Management and Administration) Rules, 2014]

I - REGISTRATION AND OTHER DETAILS

i)	Corporate Identity Number (CIN)	L40105WB1919PLC003263
ii)	Registration Date	2nd July, 1919
iii)	Name of the Company	India Power Corporation Limited (formerly DPSC Limited)
iv)	Category / Sub-Category of the Company	Public non-government company - Limited by Shares
v)	Address of the Registered Office and contact details	Plot No. X1-2&3, Block - EP, Sector - V, Salt Lake City, Kolkata – 700 091 Phone: 91 33 6609 4300/08/09/10 Fax: 91 33 2357 2452 Email: corporate@indiapower.com Website: www.indiapower.com
vi)	Whether listed company	Yes
vii)	Name, Address and contact details of Registrar and Transfer Agent, if any	CB Management Services Private Limited P-22, Bondel Road, Kolkata-700 019 Phone: 91 33 4011 6700, 2280 6692/93/94/2486 Fax: 91 33 2287 0263 E-mail: rta@cbmsl.com

II - PRINCIPAL BUSINESS ACTIVITIES OF THE COMPANY

All the business activities contributing 10% or more of the total turnover of the Company

Name and description of main products / services	NIC Code of the products / services	% to total turnover of the Company (On the basis of gross turnover)
Electricity Generation & Distribution	351	100

III - PARTICULARS OF HOLDING, SUBSIDIARY AND ASSOCIATE COMPANIES

Sl. No.	Name and Address of the Company	CIN/GLN	Holding/ Subsidiary/ Associate	% of shares held	Applicable Section
1	India Power Corporation Limited (Erstwhile)[1] *"Vishwakarma" 86C, Topsia Road (South), Kolkata-700046*	U40101WB2003PLC097340	Holding	53.00	2(46)
2	India Power Corporation (Bodhgaya) Limited (IPCBL)[2] *Plot X1,2&3, Block-EP, Sector-V Salt Lake Kolkata -700091*	U40109WB2013PLC197173	Subsidiary	100.00	2(87)(ii)
3	IPCL Pte Limited *30 Cecil Street, #19-08, Prudential Tower, Singapore – 049712*	Not Applicable	Foreign Subsidiary	100.00	2(87)(ii)
4	Meenakshi Energy Limited (MEL)[3] *405, Saptagiri Towers, 1-10-75/1/1 to 6, Begumpet Secunderabad, Hyderabad- 500016*	U40101TG1996PLC054239	Subsidiary	2.44	2(87)(ii)
5	India Uniper Power Services Private Limited *Plot X1 - 2 & 3, Block-EP Sector-V Salt Lake City, Kolkata-700091*	U74999WB2016PTC216929	Subsidiary	50.00	2(87)(i)

1. India Power Corporation Limited (CIN: U40101WB2003PLC097340) ("erstwhile IPCL") has merged with DPSC Limited (now known as India Power Corporation Limited) on and from 24th May, 2013 pursuant to the Scheme of Arrangement and Amalgamation sanctioned by the Hon'ble High Court at Calcutta vide its Order dated 17th April, 2013 ("Scheme"). However, erstwhile IPCL continues to hold shares in the Company as certain clearance(s)/ approval(s) in respect of allotment of shares to the shareholders of erstwhile IPCL and cancellation of the shares held by erstwhile IPCL pursuant to Scheme are pending from the Stock Exchanges.

2. The Hon'ble National Company Law Tribunal ("NCLT"), Kolkata vide its Order dated 8th November, 2019 has admitted an application against IPCBL under the Insolvency and Bankruptcy Code, 2016 ("IBC"). Subsequently, the powers of the Board of Directors of IPCBL stands suspended and the management of IPCBL presently vests with the Resolution Professional.

3. The NCLT, Hyderabad vide its Order dated 7th November, 2019 has admitted an application against MEL under IBC. Subsequently, the powers of the Board of Directors of MEL stands suspended and the management of MEL presently vests with the Resolution Professional. The Company as a shareholder of MEL has filed an appeal before National Company Law Appellate Tribunal which is currently sub-judice.

IV - SHARE HOLDING PATTERN (Equity share capital breakup as percentage of total equity)

i) Category - wise Shareholding

Category of Shareholders	No. of shares held at the beginning of the year (as on 01.04.2019)				No. of shares held at the end of the year (as on 31.03.2020)				% change during the year
	Demat	Physical	Total	% of total shares	Demat	Physical	Total	% of total shares	
A. Promoter and Promoter group									
(1) Indian									
a) Individual / HUF	-	-	-	-	-	-	-	-	-
b) Central Government	-	-	-	-	-	-	-	-	-
c) State Government(s)	-	-	-	-	-	-	-	-	-
d) Bodies Corporate	579331667	-	579331667	59.49	579331667	-	579331667	59.49	-
e) Banks / Financial Institutions	-	-	-	-	-	-	-	-	-
f) Any Other	-	-	-	-	-	-	-	-	-
Sub-total (A)(1)	**579331667**	**-**	**579331667**	**59.49**	**579331667**	**-**	**579331667**	**59.49**	**-**
(2) Foreign									
a) NRIs - Individuals	-	-	-	-	-	-	-	-	-
b) Other - Individuals	-	-	-	-	-	-	-	-	-
c) Bodies Corporate	-	-	-	-	-	-	-	-	-
d) Banks / Financial Institutions	-	-	-	-	-	-	-	-	-
e) Any Other	-	-	-	-	-	-	-	-	-
Sub-total (A)(2)	-	-	-	-	-	-	-	-	-
Total shareholding of Promoter and Promoter group (A)=(A)(1)+(A)(2)	**579331667**	**-**	**579331667**	**59.49**	**579331667**	**-**	**579331667**	**59.49**	**-**
B. Public Shareholding									
(1) Institutions									
a) Mutual Funds / UTI	-	-	-	-	-	-	-	-	-
b) Banks / Financial Institutions	143750	1052480	1196230	0.12	143750	1052480	1196230	0.12	-
c) Central Government	-	-	-	-	-	-	-	-	-
d) State Government(s)	-	-	-	-	-	-	-	-	-
e) Venture Capital Funds	-	-	-	-	-	-	-	-	-
f) Insurance Companies	-	-	-	-	-	-	-	-	-
g) Foreign Institutional Investors	-	-	-	-	-	-	-	-	-
h) Foreign Venture Capital Funds	-	-	-	-	-	-	-	-	-
i) Others (specify)	-	-	-	-	-	-	-	-	-
Sub-total (B)(1)	**143750**	**1052480**	**1196230**	**0.12**	**143750**	**1052480**	**1196230**	**0.12**	**-**

(2) Non-Institutions									
a) Bodies Corporate and overseas Bodies Corporate	2355717	4600	2360317	0.24	8967494	4600	8972094	0.92	0.68
b) Individuals									
i) Individual shareholders holding nominal share capital upto ₹ 1 lakh	7905028	1909104	9814132	1.01	8920691	1366418	10287109	1.06	0.05
ii) Individual shareholders holding nominal share capital in excess of ₹ 1 lakh	378784138	1034310	379818448	39.01	371749057	1034310	372783367	38.28	(0.73)
c) Others (specify)									
i) NRI	312268	-	312268	0.03	227192	-	227192	0.02	(0.01)
ii) PSU	29000	-	29000	0.00	-	-	-	0.00	-
iii) Clearing Members/ Clearing Corporations	1847	-	1847	0.00	28754	-	28754	0.00	-
iv) Investor Education and Protection Fund Authority – Ministry of Corporate Affairs	925731	-	925731	0.10	963227	-	963227	0.10	-
Sub-total (B)(2)	**390313729**	**2948014**	**393261743**	**40.39**	**390856415**	**2405328**	**393261743**	**40.39**	**-**
Total public shareholding (B)=(B)(1)+(B)(2)	**390457479**	**4000494**	**394457973**	**40.51**	**391000165**	**3457808**	**394457973**	**40.51**	**-**
C. Shares held by Custodian for GDRs & ADRs	-	-	-	-	-	-	-	-	-
Grand Total (A+B+C)	**969789146**	**4000494**	**973789640**	**100.00**	**970331832**	**3457808**	**973789640**	**100.00**	-

ii) Shareholding of Promoter and Promoter Group

Sl. No.	Name of the shareholder	Shareholding at the beginning of the year (as on 01.04.2019)			Shareholding at the end of the year (as on 31.03.2020)			% change in shareholding during the year
		No. of shares	% of total shares of the Company	% of shares pledged / encumbered to total shares	No. of shares	% of total shares of the Company	% of shares pledged / encumbered to total shares	
1	**India Power Corporation Limited (Erstwhile)**[1]	516132374	53.00	40.00	516132374	53.00	40.00	-
2	**Aksara Commercial Private Limited (Promoter Group)**	63199293	6.49	-	63199293	6.49	-	-
Total		**579331667**	**59.49**	**40.00**	**579331667**	**59.49**	**40.00**	**-**

1. India Power Corporation Limited (CIN: U40101WB2003PLC097340) ("erstwhile IPCL") has merged with DPSC Limited (now known as India Power Corporation Limited) on and from 24th May, 2013 pursuant to the Scheme of Arrangement and Amalgamation sanctioned by the Hon'ble High Court at Calcutta vide its Order dated 17th April, 2013 ("Scheme"). However, erstwhile IPCL continues to hold shares (including pledged shares) in the Company as certain clearance(s)/approval(s) in respect of allotment of shares to the shareholders of erstwhile IPCL and cancellation of the shares held by erstwhile IPCL pursuant to Scheme are pending from the Stock Exchanges.

iii) Change in Promoter and Promoter Group shareholding

Sl. No.	Name of the shareholder	Shareholding at the beginning of the year (as on 01.04.2019)		Cumulative shareholding during the year (01.04.2019 to 31.03.2020)	
		No. of shares	% of total shares of the Company	No. of shares	% of total shares of the Company
1	**India Power Corporation Limited (Erstwhile)**[1]				
	At the beginning of the year	516132374	53.00		
	Date-wise increase/decrease in shareholding during the year specifying the reasons for increase/decrease	No change during the year			
	At the end of the year			516132374	53.00
2	**Aksara Commercial Private Limited (Promoter Group)**				
	At the beginning of the year	63199293	6.49		
	Date-wise increase/decrease in shareholding during the year specifying the reasons for increase/decrease	No change during the year			
	At the end of the year			63199293	6.49

1. India Power Corporation Limited (CIN: U40101WB2003PLC097340) ("erstwhile IPCL") has merged with DPSC Limited (now known as India Power Corporation Limited) on and from 24th May, 2013 pursuant to the Scheme of Arrangement and Amalgamation sanctioned by the Hon'ble High Court at Calcutta vide its Order dated 17th April, 2013 ("Scheme"). However, erstwhile IPCL continues to hold shares in the Company as certain clearance(s)/ approval(s) in respect of allotment of shares to the shareholders of erstwhile IPCL and cancellation of the shares held by erstwhile IPCL pursuant to Scheme are pending from the Stock Exchanges.

iv) Shareholding pattern of top ten shareholders (Other than Directors, Promoters and Holders of GDRs and ADRs)

Sl. No.	Name of the shareholder	Shareholding at the beginning of the year (as on 01.04.2019)		Date-wise increase/decrease in shareholding during the year			Cumulative shareholding during the year (01.04.2019 to 31.03.2020)	
		No. of shares	% of total shares of the Company	Date	Reason	No. of shares	No. of shares	% of total shares of the Company
1	**Dipak Rudra** *(Trustee of Power Trust)*	**324035884**	**33.28**	No change during the year			**324035884**	**33.28**
2	**Chandana Poddar**	**42827150**	**4.40**	No change during the year			**42827150**	**4.40**
3	**Aum Capital Market Private Limited**[1]	**6846602**	**0.70**	05/04/2019	Buy	6000	6852602	0.70
				12/04/2019	Buy	5500	6858102	0.70
				19/04/2019	Buy	3000	6861102	0.70
				26/04/2019	Buy	5000	6866102	0.71
				03/05/2019	Buy	3000	6869102	0.71
				10/05/2019	Buy	5000	6874102	0.71
				17/05/2019	Buy	5000	6879102	0.71
				24/05/2019	Buy	5000	6884102	0.71
				31/05/2019	Buy	4500	6888602	0.71
				07/06/2019	Buy	3000	6891602	0.71
				14/06/2019	Buy	5000	6896602	0.71
				21/06/2019	Buy	4000	6900602	0.71
				28/06/2019	Sale	500	6900102	0.71
				19/07/2019	Sale	1000	6899102	0.71
				01/11/2019	Buy	2858	6901960	0.71
				08/11/2019	Sale	2858	6899102	0.71
				27/12/2019	Sale	6899102	0	0.00
				31/03/2020			**0**	**0.00**

Sl. No.	Name of the shareholder	Shareholding at the beginning of the year (as on 01.04.2019)		Date-wise increase/decrease in shareholding during the year			Cumulative shareholding during the year (01.04.2019 to 31.03.2020)	
		No. of shares	% of total shares of the Company	Date	Reason	No. of shares	No. of shares	% of total shares of the Company
4	Vandana Bhargava	1623950	0.17	No change during the year			1623950	0.17
5	Bank of India	766130	0.08	No change during the year			766130	0.08
6	Ashok Kumar Bhargava	743642	0.08	No change during the year			743642	0.08
7	Rekha D Shah	538430	0.06	No change during the year			538430	0.06
8	Manju Jain	414000	0.04	No change during the year			414000	0.04
9	Rekha R Vora	391000	0.04	No change during the year			391000	0.04
10	Rachel David	381570	0.04	No change during the year			381570	0.04
11	Sri GBK Resources Private Limited[2]	0	0	27/12/2019	Buy	6899102	6899102	0.71
				31/03/2020			6899102	0.71
12	Senthil Chengalvarayan[2]	369996	0.04	28/06/2019	Buy	20000	389996	0.04
				19/07/2019	Buy	25174	415170	0.04
				31/03/2020			415170	0.04

1. During the year ceased to be in the list of top ten shareholders.
2. Not in the list of top ten shareholders as on 1st April, 2019. The same has been reflected above since the shareholder was one of the top ten shareholders as on 31st March, 2020.

v) Shareholding of Directors and Key Managerial Personnel

Sl. No.	Shareholding for each Director and Key Managerial Personnel	Shareholding at the beginning of the year (as on 01.04.2019)		Cumulative shareholding during the year (01.04.2019 to 31.03.2020)	
		No. of shares	% of total shares of the Company	No. of shares	% of total shares of the Company
	At the beginning of the year	None of the Directors or Key Managerial Personnel held shares in the Company during the financial year 2019 – 20			
	Date-wise increase/decrease in shareholding during the year specifying the reasons for increase/decrease				
	At the end of the year				

V) INDEBTEDNESS

Indebtedness of the Company including interest outstanding/accrued but not due for payment **(₹ in Lakhs)**

Particulars	Secured loans excluding deposits	Unsecured loans	Deposits	Total indebtedness
Indebtedness at the beginning of the financial year				
i) Principal Amount	28,174.70	6,991.44	-	35,166.14
ii) Interest due but not paid	-	-	-	-
iii) Interest accrued but not due	327.72	-	-	327.72
Total (i+ii+iii)	**28,502.42**	**6,991.44**	**-**	**35,493.86**
Change in Indebtedness during the financial year				
Addition	2,234.77	5,455.98	-	7,690.75
Reduction	5,508.85	2,265.66	-	7,774.51
Net Change	**(3,274.08)**	**3,190.32**	**-**	**(83.76)**
Indebtedness at the end of the financial year				
i) Principal Amount	24,900.62	10,181.76	-	35,082.38
ii) Interest due but not paid	-	-	-	-
iii) Interest accrued but not due	305.07	-	-	305.07
Total (i+ii+iii)	**25,205.69**	**10,181.76**	**-**	**35,387.45**

VI. REMUNERATION OF DIRECTORS AND KEY MANAGERIAL PERSONNEL

A. Remuneration to Managing Director, Whole-time Directors and/or Manager: **(₹ in Lakhs)**

Sl. No.	Particulars of Remuneration	Mr. Raghav Raj Kanoria Managing Director	Total Amount
1	Gross Salary	141.40	**141.40**
	(a) Salary as per provisions contained in Section 17(1) of the Income-tax Act, 1961	-	-
	(b) Value of perquisites u/s 17(2) of the Income-tax Act, 1961	-	-
	(c) Profits in lieu of salary u/s 17(3) of the Income-tax Act, 1961	-	-
2	Stock Option	-	-
3	Sweat Equity	-	-
4	Commission		
	- as % of profit	-	-
	- others, specify	-	-
5	Others, please specify [*Employer's Contribution to Provident Funds*]	10.08	**10.08**
Total (A)		**151.48**	**151.48**
Ceiling as per the Act		**As per Section 198 of the Companies Act, 2013**	

B. Remuneration to the other Directors

1. Independent Directors **(₹ in Lakhs)**

Sl. No.	Particulars of Remuneration	Name of the Director					Total Amount
		Mr. Amit Kiran Deb	Mr. Nand Gopal Khaitan	Mr. Tantra Narayan Thakur	Mr. Debi Prasad Patra	Ms. Dipali Khanna	
1	Fee for attending Board/ Committee Meetings	1.35	1.70	0.85	1.55	1.00	**6.45**
2	Commission[1]	5.00	5.00	5.00	5.00	5.00	**25.00**
3	Others, please specify	-	-	-	-	-	-
Total B(1)		**6.35**	**6.70**	**5.85**	**6.55**	**6.00**	**31.45**

2. Other Non - Executive Directors

Sl. No.	Particulars of Remuneration	Name of the Director		Total Amount
		Mr. Hemant Kanoria[2]	Mr. Jyoti Kumar Poddar	
1	Fee for attending Board/ Committee Meetings	2.20	2.15	**4.35**
2	Commission[1]	-	3.00	**3.00**
3	Others, please specify	-	-	**-**
Total B(2)		**2.20**	**5.15**	**7.35**
Total (B)= B(1)+ B(2)				**38.80**
Total Managerial Remuneration[3]				**179.48**
Overall ceiling as per the Act				**As per Section 198 of the Companies Act, 2013**

1. Reflects the Commission excluding applicable taxes for the financial year 2019-20 which will be paid to the Directors during the financial year 2020-21.
2. Resigned with effect from close of Board Meeting held on 4th February, 2020.
3. Total Managerial Remuneration does not include sitting fees paid to the Directors for attending Board/Committee Meetings.

C. Remuneration to Key Managerial Personnel other than MD/Manager/WTD

(₹ in Lakhs)

Sl. No.	Particulars of Remuneration	Name of the Key Managerial Personnel			Total Amount
		Chief Executive Officer	Chief Financial Officer	Company Secretary	
		Mr. Sanjeev Seth	Mr. Amit Poddar	Mr. Prashant Kapoor	
1	Gross Salary	93.64	39.08	39.34	**172.06**
	(a) Salary as per provisions contained in Section 17(1) of the Income-tax Act, 1961	-	-	-	**-**
	(b) Value of perquisites u/s 17(2) of the Income-tax Act, 1961	**-**	**-**	**-**	**-**
	(c) Profits in lieu of salary u/s 17(3) of the Income-tax Act, 1961	**-**	**-**	**-**	**-**
2	Stock Option	**-**	**-**	**-**	**-**
3	Sweat Equity	**-**	**-**	**-**	**-**
4	Commission	**-**	**-**	**-**	**-**
	- as % of profit	**-**	**-**	**-**	**-**
	- others, specify	**-**	**-**	**-**	**-**
5	Others, please specify [*Employer's Contribution to Provident Funds*]	3.69	1.69	1.72	**7.10**
Total		**97.33**	**40.77**	**41.06**	**179.16**

VII) PENALTIES / PUNISHMENT / COMPOUNDING OF OFFENCES

There were no penalties/punishments/compounding of offence under any Section of the Companies Act, 2013 against the Company or its Directors or other officers in default during the year ended 31st March, 2020.

For and on behalf of the Board of Directors

Amit Kiran Deb
Chairman
DIN: 02107792

Raghav Raj Kanoria
Managing Director
DIN: 07296482

Place: Kolkata
Date: 25th June, 2020

Financial Statements

Independent Auditor's Report on Standalone Financial Statements

To
The Members of
India Power Corporation Limited (formerly DPSC Limited)

REPORT ON THE AUDIT OF THE STANDALONE FINANCIAL STATEMENTS

OPINION

We have audited the accompanying Standalone financial statements of India Power Corporation Limited (Formerly DPSC Limited)('the Company'), which comprise the Balance Sheet as at March 31, 2020, the Statement of Profit and Loss (including Other Comprehensive Income), the Statement of Changes in Equity and the Statement of Cash Flows for the year then ended, and notes to the standalone financial statements, including a summary of the significant accounting policies and other explanatory information (hereinafter referred to as "Standalone financial statements").

In our opinion and to the best of our information and according to the explanations given to us, the aforesaid standalone financial statements give the information required by the Companies Act, 2013 ("the Act") in the manner so required and give a true and fair view in conformity with the Indian Accounting Standards prescribed under section 133 of the Act read with the Companies (Indian Accounting Standards) Rules, 2015, as amended, ("Ind AS") and other accounting principles generally accepted in India, of the state of affairs of the Company as at March 31, 2020, the profit and total comprehensive income, changes in equity and its cash flows for the year ended on that date.

BASIS FOR OPINION

We conducted our audit in accordance with the Standards on Auditing specified under section 143(10) of the Act (SAs). Our responsibilities under those Standards are further described in the *Auditor's Responsibilities for the Audit of the Standalone Financial Statements* section of our report. We are independent of the Company in accordance with the '*Code of Ethics*' issued by the Institute of Chartered Accountants of India (ICAI) together with the ethical requirements that are relevant to our audit of the standalone financial statements under the provisions of the Act and the Rules made there under, and we have fulfilled our other ethical responsibilities in accordance with these requirements and the Code of Ethics. We believe that the audit evidence we have obtained is sufficient and appropriate to provide a basis for our opinion.

EMPHASIS OF MATTER

We draw attention to the following:

i. Note no. 5.5 of the standalone financial statements regarding adoption of revaluation model by the Company for its Land Assets. The impact of the said revaluation has been given in the said note.

ii. Note no 7.3 (a) & 7.3 (b) of the standalone financial statements regarding investments and loan measurement, which is based on initiation of Corporate Insolvency Resolution Process in Meenakshi Energy Limited (MEL) and India Power Corporation (Bodhgaya) Limited (IPBGL). The valuation of investments in MEL has been based on the latest available book value of MEL as on March 31, 2018. In view of Management the fair value of investments in and receivables from MEL and IPBGL as recognized in the standalone financial statements are reasonable and appropriate and holds good for recovery.

Our report is not modified in respect of the above points.

KEY AUDIT MATTERS

Key Audit Matters (KAM) are those matters that, in our professional judgment were of most significance in our audit of the standalone financial statements of the current period. These matters were addressed in the context of our audit of the standalone financial statements as a whole, and in forming our opinion thereon, and we do not provide a separate opinion on these matters.

Following are the Key Audit Matters (KAM) –

Sl. No.	Key Audit Matter	Auditor's Response
1	Beneficial interest in Power Trust amounting to ₹ 82,645.37 lakhs has been considered as a financial asset. Refer Note 9.2 of the standalone financial statements.	The trust being an independent entity, value of the said asset (beneficial interest) as considered has been taken based on a report of an Independent Registered Valuer appointed by the Power Trust, and the same has been relied upon for the purpose of these accounts and our opinion there upon.

INFORMATION OTHER THAN THE STANDALONE FINANCIAL STATEMENTS AND AUDITOR'S REPORT THEREON

The Company's Board of Directors is responsible for the other information. The other information comprises the information included in the Director's Report including annexures to Director's Report, but does not include the Standalone financial statements and our auditor's report thereon.

Our opinion on the Standalone financial statements does not cover the other information and we do not express any form of assurance conclusion thereon.

In connection with our audit of the Standalone financial statements, our responsibility is to read the other information and, in doing so, consider whether the other information is materially inconsistent with the standalone financial statements or our knowledge obtained during the course of our audit or otherwise appears to be materially misstated.

If, based on the work we have performed, we conclude that there is a material misstatement of this other information, we are required to report that fact. Based on the records, information and explanation provided, we have nothing to report in this regard.

MANAGEMENT'S RESPONSIBILITY FOR THE STANDALONE FINANCIAL STATEMENTS

The Company's Board of Directors is responsible for the matters stated in Section 134(5) of the Act with respect to the preparation of these Standalone financial statements that give a true and fair view of the

Independent Auditor's Report on Standalone Financial Statements

financial position, financial performance including other comprehensive income, cash flows and changes in equity of the Company in accordance with the Ind AS and accounting principles generally accepted in India.

This responsibility also includes maintenance of adequate accounting records in accordance with the provisions of the Act for safeguarding of the assets of the Company and for preventing and detecting frauds and other irregularities; selection and application of appropriate accounting policies; making judgments and estimates that are reasonable and prudent; and design, implementation and maintenance of adequate internal financial controls, that were operating effectively for ensuring the accuracy and completeness of the accounting records, relevant to the preparation and presentation of the Standalone financial statements that give a true and fair view and are free from material misstatements, whether due to fraud or error.

In preparing the Standalone financial statements, management is responsible for assessing the Company's ability to continue as a going concern, disclosing, as applicable, matters related to going concern and using the going concern basis of accounting unless management either intends to liquidate the Company or to cease operations, or has no realistic alternative but to do so.

Those Board of Directors are also responsible for overseeing the Company's financial reporting process.

AUDITOR'S RESPONSIBILITY FOR THE AUDIT OF THE STANDALONE FINANCIAL STATEMENTS

Our objectives are to obtain reasonable assurance about whether the Standalone financial statements as a whole are free from material misstatement, whether due to fraud or error, and to issue an auditor's report that includes our opinion. Reasonable assurance is a high level of assurance, but is not a guarantee that an audit conducted in accordance with SAs will always detect a material misstatement when it exists. Misstatements can arise from fraud or error and are considered material if, individually or in the aggregate, they could reasonably be expected to influence the economic decisions of users taken on the basis of these Standalone financial statements.

As part of an audit in accordance with SAs, we exercise professional judgment and maintain professional skepticism throughout the audit. We also:

- Identify and assess the risks of material misstatement of the Standalone financial statements, whether due to fraud or error, design and perform audit procedures responsive to those risks, and obtain audit evidence that is sufficient and appropriate to provide a basis for our opinion. The risk of not detecting a material misstatement resulting from fraud is higher than for one resulting from error, as fraud may involve collusion, forgery, intentional omissions, misrepresentations, or the override of internal control.

- Obtain an understanding of internal financial controls relevant to the audit in order to design audit procedures that are appropriate in the circumstances. Under section 143(3)(i) of the Act, we are also responsible for expressing our opinion on whether the Company has adequate internal financial controls system in place and the operating effectiveness of such controls.

- Evaluate the appropriateness of accounting policies used and the reasonableness of accounting estimates and related disclosures made by management.

- Conclude on the appropriateness of management's use of the going concern basis of accounting and, based on the audit evidence obtained, whether a material uncertainty exists related to events or conditions that may cast significant doubt on the Company's ability to continue as a going concern. If we conclude that a material uncertainty exists, we are required to draw attention in our auditor's report to the related disclosures in the Standalone financial statements or, if such disclosures are inadequate, to modify our opinion. Our conclusions are based on the audit evidence obtained up to the date of our auditor's report. However, future events or conditions may cause the Company to cease to continue as a going concern.

- Evaluate the overall presentation, structure and content of the Standalone financial statements, including the disclosures, and whether the Standalone financial statements represent the underlying transactions and events in a manner that achieves fair presentation.

Materiality is the magnitude of misstatements in the Standalone financial statements that, individually or in aggregate, makes it probable that the economic decisions of a reasonable knowledgeable user of the Standalone financial statements may be influenced. We consider quantitative and qualitative factors in (i) planning the scope of our audit work and in evaluating the results of our work; and (ii) to evaluate the effect of any identified misstatements in the Standalone financial statements.

We communicate with those charged with governance regarding, among other matters, the planned scope and timing of the audit and significant audit findings, including any significant deficiencies in internal control that we identify during our audit.

We also provide those charged with governance with a statement that we have complied with relevant ethical requirements regarding independence, and to communicate with them all relationships and other matters that may reasonably be thought to bear on our independence, and where applicable, related safeguards.

From the matters, communicated with those charged with governance, we determine those matters that were of most significance in the audit of the Standalone financial statements of the current period and are therefore the key audit matters. We describe these matters in our auditor's report unless law or regulation precludes public disclosure about the matter or when, in extremely rare circumstances, we determine that a matter should not be communicated in our report because the adverse consequences of doing so would reasonably be expected to outweigh the public interest benefits of such communication.

REPORT ON OTHER LEGAL AND REGULATORY REQUIREMENTS

1. As required by the Companies (Auditor's Report) Order, 2016 ("the Order") issued by the Central Government of India in terms of Section 143(11) of the Act, and according to the information and explanations given to us and also on the basis of such checks as we considered appropriate, we give in the "Annexure A" a statement on the matters specified in paragraphs 3 and 4 of the Order.

Independent Auditor's Report on Standalone Financial Statements

2. As required by Section 143(3) of the Act, we report that:

   a) We have sought and obtained all the information and explanations which to the best of our knowledge and belief were necessary for the purpose of our audit;

   b) In our opinion, proper books of accounts as required by law have been kept by the Company so far as it appears from our examination of those books;

   c) The Balance Sheet, the Statement of Profit and Loss (including Other Comprehensive Income), Cash Flow Statement and the Statement of Changes in Equity dealt with by this Report are in agreement with the books of account;

   d) In our opinion, the aforesaid Standalone financial statements comply with the Indian Accounting Standards (Ind AS) specified under Section 133 of the Act, read with relevant Rules issued thereunder;

   e) On the basis of the written representations received from the directors as on March 31, 2020, taken on record by the Board of Directors, none of the directors is disqualified as on March 31, 2020 from being appointed as a director in terms of Section 164(2) of the Act;

   f) With respect to the adequacy of the internal financial controls over financial reporting of the Company and the operating effectiveness of such controls, refer to our separate Report in "Annexure B".

   g) With respect to the other matters to be included in the Auditor's Report in accordance with the requirements of section 197(16) of the Act, as amended:

      As per the information and explanation given to us and on the basis of our examination of the records, the managerial remuneration has been paid or provided in accordance with the requisite approvals mandated by the provisions of section 197 read with Schedule V to the Act.

   h) With respect to the other matters to be included in the Auditor's Report in accordance with Rule 11 of the Companies (Audit and Auditors) Rules, 2014 as amended , in our opinion and to the best of our information and according to the explanations given to us:

      i. Pending litigations (Other than those already recognised in the accounts) having material impact on the financial position of the Company have been disclosed in the Standalone financial statements. (Refer Note 44 of the Standalone financial statements)

      ii. The Company does not have any long-term contracts, including derivative contracts, for which there were any material foreseeable losses;

      iii. There were no amounts which were required to be transferred to the Investor Education and Protection Fund by the Company.

For **S S Kothari Mehta & Company**
Chartered Accountants
Firm Registration No. 000756N

Neeraj Bansal
Partner
Membership No.095960
UDIN: 20095960AAAAFL8946

Place: New Delhi
Date: June 25, 2020

ANNEXURE - "A" TO THE INDEPENDENT AUDITOR'S REPORT TO THE MEMBERS OF INDIA POWER CORPORATION LIMITED (FORMERLY DPSC LIMITED)

Report on the matters specified in paragraph 3 of the Companies (Auditor's Report) Order, 2016 ("the Order") issued by the Central Government of India in terms of section 143(11) of the Companies Act, 2013 ("the Act") as referred to in paragraph 1 of 'Report on Other Legal and Regulatory Requirements' section

(i) (a) The Company is maintaining proper records showing full particulars, including quantitative details and situation of Fixed Assets;

(b) These Fixed Assets have been physically verified by the management according to a phased programme designed to cover all the items over a period of three years, which in our opinion, is reasonable having regard to the size of the company and nature of its assets. In accordance with this programme, fixed assets were physically verified by the management during the reporting period and no material discrepancies were noticed on such verification;

(c) According to the information, explanations and representations provided to us and based on documents produced to us for our verification, in our opinion, except in the following cases, title deeds of immovable properties are held in the name of the Company. Lease deed has been taken as the basis for verification in respect of leasehold land as well as self-constructed building thereupon.

Building

Total number of cases	Gross Block as at 31.03.2020 (₹ In lakhs)	Net Block as at 31.03.2020 (₹ In lakhs)	Remarks
12 (Twelve) cases	166.67	133.75	These buildings have been constructed on land owned by others. (Refer note 5.2 of the standalone financial statements)

(ii) As explained to us the inventories have been physically verified by the management at reasonable intervals during the year. In our opinion, the frequency of such verification is reasonable. No material discrepancies were noticed on such physical verification.

(iii) The Company has not granted any loans, secured or unsecured to Companies, Firms, Limited Liability Partnership or other parties covered in the register maintained under section 189 of the Act. Accordingly, paragraph 3(iii) (a) to (c) of the order is not applicable to the Company.

(iv) In our opinion and according to the information and explanations given to us, the Company has complied with the provisions of section 185 and 186 of the Act in respect of loans, investments, guarantees or securities, wherever transacted and applicable.

(v) The Company has not accepted any deposits and hence the directives issued by the Reserve Bank of India and the provisions of sections 73 to 76 or any other relevant provisions of the Act and the rules framed thereunder are not applicable.

(vi) We have broadly reviewed the books of accounts maintained by the Company pursuant to the Rules made by Central Government for the maintenance of cost records under section 148(1) of the Act and are of the opinion that prima facie, the prescribed records have been made and maintained. We, however, have not made a detailed examination of the said records with a view to determine whether they are accurate or complete.

(vii) (a) According to information and explanations given to us and the records of the company examined by us, in our opinion, the Company is generally regular in depositing undisputed statutory dues including provident fund, employees' state insurance, income-tax, sales-tax, duty of customs, duty of excise, value added tax, goods and service tax, cess and any other statutory dues *except in case of Electricity Duty where Company has generally delayed in making payments to the appropriate authorities. Company has an undisputed arrear in respect of Electricity Duty Payable amounting to ₹ 300.00 lakhs which is due for more than six months from the date they became payable as at March 31, 2020.*

(b) According to information and explanations given to us and the records of the company examined by us, the dues outstanding in respect of income tax, sales tax, service tax, duty of customs, duty of excise, goods and service tax and cess as at March 31, 2020 on account of disputes are as follows:

Name of Statute	Nature of Dues	Amount (₹)	Forum where dispute is pending	Period to which the amount relates
Finance Act, 1994	Service tax	21.49	Commissioner of service tax (Appeals)	FY 2008-2009 to F.Y. 2012-2013

(viii) The Company has not defaulted in repayment of loans or borrowings to a financial institution, bank, Government or dues to debenture holders.

(ix) No money has been raised by way of initial public offer or further public offer (including debt instruments). Further, the term loans raised by the Company during the year were applied for the purpose for which they were obtained.

(x) To the best of our knowledge and according to information and explanations given to us, no fraud by the Company or no fraud on the Company by its officers or employees has been noticed or reported during the year.

(xi) The managerial remuneration has been paid or provided in accordance with the requisite approvals mandated by the provisions of section 197 read with Schedule V to the Act.

(xii) The Company is not a Nidhi Company, hence clause (xii) of the Order is not applicable to the Company.

(xiii) According to the information and explanations given to us, and on the basis of our examination of the records, the company has transacted with the related parties which are in compliance with sections 177 and 188 of the Act and the details have been disclosed in the standalone financial statements – Refer Note 47 to the standalone financial statements.

(xiv) The Company has not made any preferential allotment or private placement of shares or fully or partly convertible debentures during the year and hence paragraph 3 (xiv) of the Order is not applicable to the Company.

(xv) As per the information and explanations given by the management to us and on the basis of our examination of the records, the Company has not entered into any non-cash transactions with directors or persons connected with the Directors and therefore provisions of section 192 of the Act are not applicable.

(xvi) The Company is not required to be registered under section 45-IA of the Reserve Bank of India Act, 1934.

For **S S Kothari Mehta & Company**
Chartered Accountants
Firm Registration No. 000756N

Neeraj Bansal
Partner
Membership No.095960
UDIN: 20095960AAAAFL8946

Place: New Delhi
Date: June 25, 2020

ANNEXURE B TO THE INDEPENDENT AUDITOR'S REPORT TO THE MEMBERS OF INDIA POWER CORPORATION LIMITED (FORMERLY DPSC LIMITED)

Report on the Internal Financial Controls under Clause (i) of Sub-section 3 of Section 143 of the Companies Act, 2013 ("the Act") as referred to in paragraph 2(f) of 'Report on Other Legal and Regulatory Requirements' section

We have audited the internal financial controls over financial reporting of India Power Corporation Limited (Formerly DPSC Limited) ("the Company") as of March 31, 2020 in conjunction with our audit of the Standalone financial statements of the Company for the year ended on that date.

MANAGEMENT'S RESPONSIBILITY FOR INTERNAL FINANCIAL CONTROLS

The Company's management is responsible for establishing and maintaining internal financial controls based on "the internal control over financial reporting criteria established by the Company considering the essential components of internal control stated in the Guidance Note on Audit of Internal Financial Controls over Financial Reporting issued by the Institute of Chartered Accountants of India". These responsibilities include the design, implementation and maintenance of adequate internal financial controls that were operating effectively for ensuring the orderly and efficient conduct of its business, including adherence to Company's policies, the safeguarding of its assets, the prevention and detection of frauds and errors, the accuracy and completeness of the accounting records, and the timely preparation of reliable financial information, as required under the Act.

AUDITORS' RESPONSIBILITY

Our responsibility is to express an opinion on the Company's internal financial controls over financial reporting based on our audit.

We conducted our audit in accordance with the Guidance Note on Audit of Internal Financial Controls Over Financial Reporting (the "Guidance Note") and the Standards on Auditing, issued by ICAI and deemed to be prescribed under section 143(10) of the Act, to the extent applicable to an audit of internal financial controls, both applicable to an audit of Internal Financial Controls and, both issued by the Institute of Chartered Accountants of India. Those Standards and the Guidance Note require that we comply with ethical requirements and plan and perform the audit to obtain reasonable assurance about whether adequate internal financial controls over financial reporting was established and maintained and if such controls operated effectively in all material respects.

Our audit involves performing procedures to obtain audit evidence about the adequacy of the internal financial controls system over financial reporting and their operating effectiveness.

Our audit of internal financial controls over financial reporting included obtaining an understanding of internal financial controls over financial reporting, assessing the risk that a material weakness exists, and testing and evaluating the design and operating effectiveness of internal control based on the assessed risk. The procedures selected depend on the auditor's judgement, including the assessment of the risks of material misstatement of the Standalone financial statements, whether due to fraud or error.

We believe that the audit evidence we have obtained is sufficient and appropriate to provide a basis for our audit opinion on the Company's internal financial controls system over financial reporting.

MEANING OF INTERNAL FINANCIAL CONTROLS OVER FINANCIAL REPORTING

A Company's internal financial control over financial reporting is a process designed to provide reasonable assurance regarding the reliability of financial reporting and the preparation of Standalone financial statements for external purposes in accordance with generally accepted accounting principles. A Company's internal financial control over financial reporting includes those policies and procedures that:

a) pertain to the maintenance of records that, in reasonable detail, accurately and fairly reflect the transactions and dispositions of the assets of the Company;

b) provide reasonable assurance that transactions are recorded as necessary to permit preparation of financial statements in accordance with generally accepted accounting principles, and that receipts and expenditures of the company are being made only in accordance with authorisations of Management and directors of the Company; and

c) provide reasonable assurance regarding prevention or timely detection of unauthorised acquisition, use, or disposition of the Company's assets that could have a material effect on the Standalone financial statements.

INHERENT LIMITATIONS OF INTERNAL FINANCIAL CONTROLS OVER FINANCIAL REPORTING

Because of the inherent limitations of internal financial controls over financial reporting, including the possibility of collusion or improper management override of controls, material misstatements due to error or fraud may occur and not be detected. Also, projections of any evaluation of the internal financial controls over financial reporting to future periods are subject to the risk that the internal financial control over financial reporting may become inadequate because of changes in conditions, or that the degree of compliance with the policies or procedures may deteriorate.

OPINION

In our opinion, the Company has, in all material respects, an adequate internal financial controls system over financial reporting and such internal financial controls over financial reporting were generally operating effectively as at March 31, 2020, based on "the internal control over financial reporting criteria established by the Company considering the essential components of internal control stated in the Guidance Note on Audit of Internal Financial Controls Over Financial Reporting issued by the Institute of Chartered Accountants of India".

For **S S Kothari Mehta & Company**
Chartered Accountants
Firm Registration No. 000756N

Neeraj Bansal
Partner
Membership No.095960
UDIN: 20095960AAAAFL8946

Place: New Delhi
Date: June 25, 2020

Balance Sheet as at 31st March, 2020

(₹ in lakhs)

Particulars	Note No.	As at 31st March, 2020	As at 31st March, 2019
ASSETS			
Non-current assets			
(a) Property, plant and equipment	5	89,992.53	34,596.54
(b) Capital work in progress		8,352.49	6,781.05
(c) Other Intangible assets	6	187.19	192.88
(d) Financial assets			
(i) Investments	7.1	10,119.57	10,747.29
(ii) Loans	8	607.71	476.27
(iii) Other financial assets	9	82,926.21	82,543.18
(e) Other non - current assets	10	261.20	62.77
Total Non-current assets		**1,92,446.90**	**1,35,399.98**
Current assets			
(a) Inventories	11	727.87	929.92
(b) Financial assets			
(i) Investments	7.2	19.51	-
(ii) Trade receivables	12	6,471.30	5,191.92
(iii) Cash and cash equivalents	13	4,465.54	561.06
(iv) Other bank balances	14	1,124.80	1,795.66
(v) Loans	15	10,933.98	9,817.84
(vi) Other financial assets	16	24,425.16	24,562.14
(c) Other current assets	17	644.82	486.95
Total Current assets		**48,812.98**	**43,345.49**
Regulatory deferral account debit balances	18 (a)	**15,993.61**	**12,563.66**
Total Assets		**2,57,253.49**	**1,91,309.13**
EQUITY AND LIABILITIES			
Equity			
(a) Equity share capital	19	9,737.90	9,737.90
(b) Other equity	20	1,46,682.01	1,00,584.35
(c) Share capital suspense account	4.1	6,041.43	6,041.43
Total Equity		**1,62,461.34**	**1,16,363.68**
Liabilities			
Non-current liabilities			
(a) Financial liabilities			
(i) Lease liabilities	21	1,297.11	22.18
(ii) Borrowings	22	12,709.51	16,163.77
(iii) Trade payables			
1 Total outstanding dues of micro enterprise and small enterprise		-	-
2 Total outstanding of Creditors other than micro enterprise and small enterprise	23	3,185.97	5,220.03
(iv) Other financial liabilities	24	6,254.17	5,700.31
(b) Provisions	25	370.78	343.90
(c) Deferred tax liabilities (net)	26	14,821.27	4,681.33
(d) Other non - current liabilities	27	2,562.25	2,803.02
Total Non-current liabilities		**41,201.06**	**34,934.54**
Current liabilities			
(a) Financial Liabilities			
(i) Lease liabilities	21	544.00	-
(ii) Borrowings	28	16,836.55	12,201.79
(iii) Trade payables	29		
1 Total outstanding dues of micro enterprise and small enterprise		26.52	55.16
2 Total outstanding of Creditors other than micro enterprise and small enterprise		9,892.22	3,073.15
(iv) Other financial liabilities	30	7,649.71	8,607.18
(b) Other current liabilities	31	5,986.51	5,479.75
(c) Provisions	32	1,756.34	1,605.35
(d) Current tax liabilities (net)		4,114.51	3,297.69
Total Current liabilities		**46,806.36**	**34,320.07**
Regulatory deferral account credit balances	18 (b)	**6,784.73**	**5,690.84**
Total Equity and Liabilities		**2,57,253.49**	**1,91,309.13**

Significant Accounting Policies and other accompanying notes (1-55) are an integral part of the financial statements.

As per our report on even date
For **S.S. Kothari Mehta & Company**
Chartered Accountants
Firm Registration No. 000756N

Neeraj Bansal
Partner
Membership No. 095960

Place: Kolkata/New Delhi/Noida
Date: 25th June, 2020

For and on behalf of the Board

Raghav Raj Kanoria
Managing Director
(DIN:07296482)

Amit Kiran Deb
Chairman
(DIN:02107792)

Amit Poddar
Chief Financial Officer

Prashant Kapoor
Company Secretary

Sanjeev Seth
Chief Executive Officer

Statement of Profit and Loss for the year ended 31st March, 2020

(₹ in lakhs)

Particulars	Note No.	Year ended 31st March, 2020	Year ended 31st March, 2019
INCOME			
Revenue from operations	33	48,111.48	52,329.66
Other income	34	2,808.44	2,536.21
Total Income		**50,919.92**	**54,865.87**
EXPENSES			
Cost of coal consumed	35	-	988.28
Energy purchase	36	33,844.70	32,652.69
Lease rent	37	1,050.63	3,252.76
Employee benefits expense	38	4,902.04	4,910.34
Finance costs	39	4,561.53	7,443.14
Depreciation and amortisation expense	40	2,910.27	1,612.40
Other expenses	41	3,143.23	3,153.30
Total Expenses		**50,412.40**	**54,012.91**
Profit before rate regulated activities and tax		**507.52**	**852.96**
Regulatory income/(expense) (net)	18 (c)	2,336.06	1,933.02
Profit before tax		**2,843.58**	**2,785.98**
Tax expense:	43		
Current tax		1,160.00	1,006.00
Deferred tax		15.07	(89.87)
Profit for the year		**1,668.51**	**1,869.85**
Other Comprehensive Income			
i) Items that will not be reclassified to Profit & Loss	42		
(a) Beneficial interest in Power Trust and equity instruments through other comprehensive income		(300.47)	496.63
(b) Gain on revaluation of land		54,897.24	-
(c) Remeasurement gains/(losses) on defined benefit plans		(129.47)	(196.06)
ii) Income tax on items that will not be reclassified to profit or loss	43	(10,124.87)	68.51
Total Comprehensive Income for the year		**46,010.94**	**2,238.93**
Earnings per equity share:	49		
Basic and Diluted including Regulatory income/(expense) (₹)		0.11	0.12
Basic and Diluted excluding Regulatory income/(expense) (₹)		0.01	0.04

Significant Accounting Policies and other accompanying notes (1-55) are an integral part of the financial statements.

As per our report on even date
For **S.S. Kothari Mehta & Company**
Chartered Accountants
Firm Registration No. 000756N

Neeraj Bansal
Partner
Membership No. 095960

Place: Kolkata/New Delhi/Noida
Date: 25th June, 2020

For and on behalf of the Board

Raghav Raj Kanoria
Managing Director
(DIN:07296482)

Amit Kiran Deb
Chairman
(DIN:02107792)

Amit Poddar
Chief Financial Officer

Prashant Kapoor
Company Secretary

Sanjeev Seth
Chief Executive Officer

Statement of changes in equity for the year ended 31st March, 2020

A. Equity share capital and Share capital suspense account

(₹ in lakhs)

Particulars	Share capital	Share capital suspense account
Balance as on 1st April, 2018	**9,737.90**	**6,041.43**
Changes in equity share capital during the year 2018-19	-	-
Balance as on 31st March, 2019	**9,737.90**	**6,041.43**
Changes in equity share capital during the year 2019-20	-	-
Balance as on 31st March, 2020	**9,737.90**	**6,041.43**

Refer note 19

B. Other Equity

(₹ in lakhs)

Particulars	Reserve and Surplus							Items of Other Comprehensive Income		Total
	Capital Reserve		Debenture redemption reserve	General reserve	Reserve for unforeseen exigencies fund	Reserve for unforeseen exigencies interest fund	Retained earnings	Revaluation Surplus	Beneficial interest in Power Trust and equity Instrument through other comprehensive Income	
	Contribution from consumers towards service lines	Other capital reserve								
Balance as on 1st April, 2018	**2,497.61**	**82.47**	**2,350.00**	**77,403.62**	**617.25**	**282.97**	**15,023.29**	**-**	**82.57**	**98,339.78**
Profit for the year	-	-	-	-	-	-	1,869.85	-	-	1,869.85
Other Comprehensive income(losses)	-	-	-	-	-	-	(127.55)	-	496.63	369.08
Total Comprehensive Income	**-**	**-**	**-**	**-**	**-**	**-**	**1,742.30**	**-**	**496.63**	**2,238.93**
Capital Contribution Received during the year	281.51	-	-	-	-	-	-	-	-	281.51
Transaction with Owners in the Capacity of Owners										
Dividend payments including dividend distribution tax	-	-	-	-	-	-	(275.87)	-	-	(275.87)
Transfer (to)/from retained earnings	-	-	-	-	103.75	63.42	(167.17)	-	-	-
Balance as on 31st March, 2019	**2,779.12**	**82.47**	**2,350.00**	**77,403.62**	**721.00**	**346.39**	**16,322.55**	**-**	**579.20**	**1,00,584.35**
Profit for the year	-	-	-	-	-	-	1,668.51	-	-	1,668.51
Other Comprehensive income(losses)	-	-	-	-	-	-	(84.23)	44,727.13	(300.47)	44,342.43
Total Comprehensive Income	**-**	**-**	**-**	**-**	**-**	**-**	**1,584.28**	**44,727.13**	**(300.47)**	**46,010.94**
Capital Contribution Received during the year	362.59	-	-	-	-	-	-	-	-	362.59
Transaction with Owners in the Capacity of Owners										
Dividend payments including dividend distribution tax	-	-	-	-	-	-	(275.87)	-	-	(275.87)
Transfer (to)/from retained earnings	-	-	(2,350.00)	-	(454.85)	(85.76)	2,890.61	-	-	-
Balance as on 31st March, 2020	**3,141.71**	**82.47**	**-**	**77,403.62**	**266.15**	**260.63**	**20,521.57**	**44,727.13**	**278.73**	**1,46,682.01**

Refer to Note 20 for nature and purpose of reserves
Significant Accounting Policies and other accompanying notes (1-55) are an integral part of the financial statements.

As per our report on even date
For **S.S. Kothari Mehta & Company**
Chartered Accountants
Firm Registration No. 000756N

Neeraj Bansal
Partner
Membership No. 095960

Place: Kolkata/New Delhi/Noida
Date: 25th June, 2020

For and on behalf of the Board

Raghav Raj Kanoria
Managing Director
(DIN:07296482)

Amit Kiran Deb
Chairman
(DIN:02107792)

Amit Poddar
Chief Financial Officer

Prashant Kapoor
Company Secretary

Sanjeev Seth
Chief Executive Officer

Cash Flow Statement for the year ended 31st March, 2020

(₹ in lakhs)

Particulars	Year ended 31st March, 2020		Year ended 31st March, 2019	
A. CASH FLOW FROM OPERATING ACTIVITIES				
Net Profit / (Loss) before Taxation		2,843.58		2,785.98
Adjustments for:				
Depreciation and amortisation expense	2,910.27		1,612.40	
Allowance for bad and doubtful debts & others (net)	14.41		40.87	
Interest expense	4,561.53		7,443.14	
(Gain)/loss on sale of rights/assets (net)	12.63		(419.55)	
Interest income	(2,568.24)		(1,831.27)	
Gain on Mutual fund valuation	(11.06)		(9.46)	
Adjustment for employee loan, security deposit and lease rent	(726.72)		(2.55)	
Profit on Sale of non current investment	(170.32)		(72.85)	
Liability no longer required written back	(171.45)		(4,186.55)	
Foreign exchange (gain)/loss	(13.86)		(15.99)	
		3,837.19		2,558.19
Operating Profit before Working Capital Changes		**6,680.77**		**5,344.17**
Adjustments for:				
Decrease / (Increase) - Inventories	202.15		5.78	
Decrease / (Increase) - Regulatory deferral account balances	(2,336.06)		(1,928.44)	
Decrease / (Increase) - Trade and other receivables	(1,293.79)		361.89	
Decrease / (Increase) - Deposits	(62.65)		(564.70)	
Decrease / (Increase) - Other financial assets	273.54		358.66	
Decrease / (Increase) - Other assets	(164.48)		5,940.83	
Increase / (Decrease) - Trade payables	4,414.17		4,482.72	
Increase / (Decrease) - Other financial liabilities	315.76		(2,488.50)	
Increase / (Decrease) - Financial liabilities	1,690.67		2,931.64	
		3,039.31		9,099.88
Cash Generated from Operations		**9,720.08**		**14,444.05**
Direct Taxes Paid		(343.18)		(557.39)
Net Cash flow from/(used in) Operating Activities		**9,376.90**		**13,886.66**

Cash Flow Statement for the year ended 31st March, 2020

(₹ in lakhs)

Particulars	Year ended 31st March, 2020		Year ended 31st March, 2019	
B. CASH FLOW FROM INVESTING ACTIVITIES				
Payment for purchase of property, plant and equipment	(2,581.31)		(4,631.96)	
Proceeds from disposal of property, plant and equipment	5.41		83.15	
Proceeds from sale of investments in subsidiaries	-		600.66	
Proceeds from sale of others non current investments	492.09		28,950.50	
Interest received on fixed deposits and loans	1,067.69		447.19	
Proceeds from earmarked deposits with bank	296.97		(22.34)	
Net Cash flow from/(used in) Investing Activities		**(719.15)**		**25,427.20**
C. CASH FLOW FROM FINANCING ACTIVITIES				
Loan to body corporates	(3,935.35)		(3,570.06)	
Refund of loan from body corporates	2,764.34		5.00	
Proceeds from borrowings - non current	790.32		6,991.44	
Repayment of borrowing - non current	(5,508.85)		(28,502.55)	
Movement in cash credit facilities (net)	2,234.76		4,547.14	
Proceeds from borrowings - current	2,400.00		-	
Repayment of borrowings - current	-		(12,500.10)	
Dividend paid (including tax on dividend)	(275.87)		(275.87)	
Interest paid	(3,222.62)		(6,415.56)	
Net Cash flow from/(used in) Financing Activities		**(4,753.27)**		**(39,720.56)**
Net increase/ (decrease) in Cash and Cash Equivalents		3,904.48		(406.70)
Cash and Cash Equivalents at the beginning of the year (refer note 13)		561.06		967.76
Cash and Cash Equivalents at the closing of the year (Refer Note 13)		**4,465.54**		**561.06**

Changes in liability arising from financing activities

(₹ in lakhs)

Particulars	1st April 2019	Cash Flow	Impact of effective interest rate	31st March, 2020
Borrowing Non Current (Refer Note 22 & 2.8)	21,575.83	(4,718.53)	547.18	17,404.48
Borrowing Current (Refer Note 28)	12,201.79	4,634.76	-	16,836.55

Significant Accounting Policies and other accompanying notes (1-55) are an integral part of the financial statements.

As per our report on even date
For **S.S. Kothari Mehta & Company**
Chartered Accountants
Firm Registration No. 000756N

Neeraj Bansal
Partner
Membership No. 095960

Place: Kolkata/New Delhi/Noida
Date: 25th June, 2020

For and on behalf of the Board

Raghav Raj Kanoria
Managing Director
(DIN:07296482)

Amit Kiran Deb
Chairman
(DIN:02107792)

Amit Poddar
Chief Financial Officer

Prashant Kapoor
Company Secretary

Sanjeev Seth
Chief Executive Officer

Notes on Financial Statements for the year ended 31st March, 2020

1. CORPORATE INFORMATION

India Power Corporation Limited is domiciled and incorporated in India and its shares are quoted on National Stock Exchange of India Limited (NSE) and Metropolitan Stock Exchange of India Limited (MSEI). The Registered Office of the Company is at Plot X1 2&3, Block -EP, Sector-V, Salt Lake City, Kolkata - 700091.

During the previous year the Company has voluntarily delisted its equity shares from Calcutta Stock Exchange with effect from 14th August, 2018.

The Company is engaged in thermal power generation in the State of West Bengal and wind power generation in the State of Gujarat, Karnataka and Rajasthan. It is licensed to distribute power in and around Asansol region including the area covered under Asansol Municipal Corporation in the State of West Bengal.

2. SIGNIFICANT ACCOUNTING POLICIES

2.1 Statement of Compliance

These separate financial statements have been prepared in accordance with Indian Accounting Standard (Ind AS) as prescribed under section 133 of the Companies Act 2013 ("the Act") ("to the extent notified") and the Regulations issued from time to time by "West Bengal Electricity Regulatory Commission" (WBERC) under the Electricity Act, 2003 (Tariff Regulations). Ind AS are prescribed under section 133 of the Act read with rule 3 of The Companies (Indian Accounting Standard) Rules 2015 and the relevant amendment rules issued thereafter.

Accounting Policy has been consistently applied except where a newly introduced Accounting Standard is initially adopted or a revision to an existing accounting standard requires a change in accounting policy hitherto in use except change in accounting policy as disclosed in note no. 2.4 (vii).

2.2 Basis of Preparation

The financial statements have been prepared on historical cost convention on accrual basis except for certain financial instruments, that are measured in terms of relevant Ind AS at fair value/amortised cost at the end of each reporting period, as explained in accounting policy below. Historical cost convention is generally based on fair value of the consideration given in exchange for goods and services. Fair value is the price that would be received to sell an asset or paid to transfer a liability in an orderly transaction between market participants at the measurement date.

As the operating cycle cannot be identified in normal course, the same has been assumed to have duration of 12 months. All Assets and Liabilities have been classified as current or non-current as per the operating cycle and other criteria set out in Ind AS-1 'Presentation of Financial Statements' and Schedule III to the Companies Act, 2013.

The Standalone Financial Statements are presented in Indian Rupees and all values are rounded off to the nearest two decimal lakhs except otherwise stated.

2.3 Fair Value Measurement

Fair value is the price that would be received to sell an asset or paid to transfer a liability in an orderly transaction between market participants at the measurement date under current market conditions.

The Company categorizes assets and liabilities measured at fair value into one of three levels depending on the ability to observe inputs employed for such measurement:

(a) Level 1 : quoted prices (unadjusted) in active markets for identical assets or liabilities.

(b) Level 2 : inputs other than quoted prices included within level 1 that are observable either directly or indirectly for the asset or liability.

(c) Level 3 : inputs for the asset or liability which are not based on observable market data.

2.4 Property, Plant and Equipment (PPE)

(i) PPE except land are stated at their cost of acquisition or construction and is net of accumulated depreciation. Carrying value of PPE on the date of transition has been considered to be deemed cost. The cost comprises purchase price, borrowing cost if capitalization criteria are met and directly attributable cost of bringing the asset to its working condition for the intended use. When significant parts of plant and equipment are required to be replaced at intervals, the Company depreciates them separately based on their specific useful lives. All other repair and maintenance costs are recognised in Statement of Profit and Loss as incurred.

(ii) All project related expenses viz civil works, machinery under erection, construction and erection materials, pre-operative expenditure net of revenue incidental / attributable to the construction of project, borrowing cost incurred prior to the date of commercial operations are shown under Capital Work -In-Progress (CWIP).

(iii) Depreciation on property, plant and equipment commences when the assets are ready for their intended use.

(iv) Depreciation on PPE is provided on the straight-line method at the rates specified in the Tariff Regulation for regulated assets and for others on the basis of useful lives prescribed in Schedule II to the Companies Act, 2013. The useful life of assets considered for depreciation as above are as follows:

Category	Useful life (years)
Building	15 to 50
Plant & Equipment	5 to 25
Mains, meters & transformers	7 to 35
Vehicles	5 to 10
Furniture & fixtures	7 to15
Office equipment	7 to 15

(v) The residual values, useful lives and method of

depreciation are reviewed at each financial year end and adjusted prospectively, if appropriate.

(vi) Cost of leasehold lands including revaluation are amortised under the straight line method over the related lease period.

(vii) During the year the Company has revalued its Land Assets by adopting revaluation model as approved by the Board of Directors w.e.f 1st April, 2019, which till previous year were valued on cost model.

2.5 Intangible Assets

Recognition and initial measurement

Intangible assets are stated at cost comprising of purchase price inclusive of duties and taxes less accumulated amount of amortization and impairment losses. Such assets are amortised over the useful life using straight line method and assessed for impairment whenever there is an indication of the same.

Accordingly, cost of computer software packages (ERP and others) has been amortised over a period of 5 years on straight line basis.

2.6 Derecognition of Tangible and Intangible Assets

An item of PPE is derecognised upon disposal or when no future economic benefits are expected to arise from its use or disposal. Gain or loss arising on the disposal of an item of PPE is determined as the difference between the sale proceeds and the carrying amount of the asset and is recognised in the Statement of Profit and Loss.

2.7 Impairment of Tangible and Intangible Assets

Tangible and Intangible assets are reviewed at each balance sheet date for impairment. In case events and circumstances indicate any impairment, recoverable amount of assets is determined. An impairment loss is recognized in the Statement of Profit and Loss, whenever the carrying amount of assets either belonging to Cash Generating Unit (CGU) or otherwise exceeds recoverable amount. The recoverable amount is the higher of assets fair value less cost of disposal and its value in use. In assessing value in use, the estimated future cash flows from the use of the assets are discounted to their present value at appropriate rate.

Impairment losses recognized earlier may no longer exist or may have come down. Based on such assessment at each reporting period the impairment loss is reversed and recognized in the Statement of Profit and Loss. In such cases the carrying amount of the asset is increased to the lower of its recoverable amount and the carrying amount that have been determined, net of depreciation, had no impairment loss been recognized for the asset in prior years.

2.8 Leases

The Company recognises right-of-use asset representing its right to use the underlying asset for the lease term at the lease commencement date. The cost of the right-of-use asset measured at inception shall comprise of the amount of the initial measurement of the lease liability adjusted for any lease payments made at or before the commencement date less any lease incentives received, plus any initial direct costs incurred and an estimate of costs to be incurred by the lessee in dismantling and removing the underlying asset or restoring the underlying asset or site on which it is located. The right-of-use assets is subsequently measured at cost less any accumulated depreciation, accumulated impairment losses, if any and adjusted for any remeasurement of the lease liability. The right-of-use assets is depreciated using the straight-line method from the commencement date over the shorter of lease term or useful life of right-of-use asset. The estimated useful lives of right-of-use assets are determined on the same basis as those of property, plant and equipment.

Right-of-use assets is tested for impairment whenever there is any indication that their carrying amounts may not be recoverable. Impairment loss, if any, is recognised in the Statement of Profit and Loss.

The Company measures the lease liability at the present value of the lease payments that are not paid at the commencement date of the lease. The lease payments are discounted using the interest rate implicit in the lease, if that rate can be readily determined. If that rate cannot be readily determined, the Company uses incremental borrowing rate. For leases with reasonably similar characteristics, the Company, on a lease by lease basis, may adopt either the incremental borrowing rate specific to the lease or the incremental borrowing rate for the portfolio as a whole. The lease payments shall include fixed payments, variable lease payments, residual value guarantees, exercise price of a purchase option where the Company is reasonably certain to exercise that option and payments of penalties for terminating the lease, if the lease term reflects the lessee exercising an option to terminate the lease. The lease liability is subsequently remeasured by increasing the carrying amount to reflect interest on the lease liability, reducing the carrying amount to reflect the lease payments made and remeasuring the carrying amount to reflect any reassessment or lease modifications or to reflect revised in-substance fixed lease payments. The company recognises the amount of the re-measurement of lease liability due to modification as an adjustment to the right-of-use asset and statement of profit and loss depending upon the nature of modification. Where the carrying amount of the right-of-use asset is reduced to zero and there is a further reduction in the measurement of the lease liability, the Company recognises any remaining amount of the re-measurement in Statement of Profit and Loss.

The Company has adopted Ind AS 116, effective annual reporting period beginning April 1, 2019 and applied the standard to its leases, using modified retrospective approach, under which the cumulative effect of initial application is recognised as at 1st April, 2019.

On transition, the Company recognised a right to use asset and lease liability measured at the present value of the remaining lease payments and discounted using the lessee's incremental borrowing rate as at April 1, 2019. Accordingly, a right-of-use asset of 3956.26 lakhs and a corresponding lease liability has been recognized by considering incremental rate borrowing @ 10.92 percent.

The Company has leases that were classified as finance leases applying Ind AS 17. For such leases, the carrying amount of the right-of-use asset and the lease liability at the date of initial application of Ind AS 116 is the carrying amount of the lease asset

Notes on Financial Statements for the year ended 31st March, 2020

and lease liability on the transition date as measured applying Ind AS 17. An amount of ₹ 22.18 lakhs has been reclassified from Non Current Financial Liabilities -Borrowings to Non Current Financial Liabilities -lease liability.

2.9 Financial Assets and Financial Liabilities

Financial assets and financial liabilities (together known as financial instruments) are recognized when Company becomes a party to the contractual provisions of the instruments.

Financial assets and financial liabilities are initially measured at fair value. Transaction costs that are directly attributable to the acquisition or issue of financial assets and financial liabilities (other than financial assets and financial liabilities at fair value through profit or loss) are added to or deducted from the fair value of the financial assets or financial liabilities, as appropriate, on initial recognition. Transaction costs directly attributable to the acquisition of financial assets or financial liabilities at fair value through profit or loss are recognized immediately in the Statement of Profit and Loss.

The financial assets and financial liabilities are classified as current if they are expected to be realised or settled within operating cycle of the Company or otherwise these are classified as non current.

The financial instruments are classified to be measured at Amortized Cost, at Fair Value Through Profit and Loss (FVTPL) or at Fair Value Through Other Comprehensive Income (FVTOCI) and such classification depends on the objective and contractual terms to which they relate. Classification of financial instruments are determined on initial recognition.

(i) Cash and cash equivalents

All highly liquid financial instruments, which are readily convertible into known amounts of cash and which are subject to an insignificant risk of change in value and are having original maturities of three months or less from the date of purchase, are considered as cash equivalents. Cash and cash equivalents includes balances with banks which are unrestricted for withdrawal and usage.

(ii) Financial Assets and Financial Liabilities measured at amortized cost

Financial Assets held within a business whose objective is to hold these assets in order to collect contractual cash flows and the contractual terms of the financial asset give rise on specified dates to cash flows that are solely payments of principal and interest on the principal amount outstanding are measured at amortized cost.

The above Financial Assets and Financial Liabilities subsequent to initial recognition are measured at amortized cost using Effective Interest Rate (EIR) method.

The effective interest rate is the rate that exactly discounts estimated future cash payments or receipts (including all fees and points paid or received, transaction costs and other premiums or discounts) through the expected life of the Financial Asset or Financial Liability to the gross carrying amount of the financial asset or to the amortised cost of financial liability, or, where appropriate, a shorter period, to the net carrying amount on initial recognition.

(iii) Financial Asset at Fair Value through Other Comprehensive Income (FVTOCI)

Financial assets are measured at fair value through other comprehensive income if these financial assets are held within a business whose objective is achieved by both collecting contractual cash flows and selling financial assets and the contractual terms of the financial assets give rise on specified dates to cash flows that are solely payments of principal and interest on the principal amount outstanding. Subsequent to initial recognition, they are measured at fair value and changes therein are recognised directly in other comprehensive income.

(iv) For the purpose of para (ii) and (iii) above, the principal is considered to be fair value of the financial asset at initial recognition and interest consists of consideration for the time value of money and associated credit risk.

(v) Financial Assets or Liabilities at Fair value through profit or loss (FVTPL)

Financial Instruments which do not meet the criteria of amortized cost or fair value through other comprehensive income are classified as Fair Value through Profit or loss. These are recognised at fair value and changes therein are recognized in the Statement of Profit and Loss.

2.10 Financial Guarantee Contracts

Financial guarantee contracts other than those which are in the nature of Insurance are those contracts that require a payment to be made to reimburse the holder for a loss it incurs because the specified party fails to make a payment when due in accordance with the terms of a debt instrument. Financial guarantee contracts are recognised initially as a liability at fair value, adjusted for transaction costs that are directly attributable to the issuance of the guarantee. Subsequently, the liability is measured at the higher of the amount of expected loss allowance determined as per impairment requirements of Ind-AS 109 and the amount recognised less cumulative amortization.

2.11 Impairment of Financial Assets

A financial asset is assessed for impairment at each reporting date. A financial asset is considered to be impaired if objective evidence indicates that one or more events have a negative effect on the estimated future cash flows of that asset.

The Company measures the loss allowance for a financial instrument at an amount equal to the lifetime expected credit losses if the credit risk on that financial instrument has increased significantly since initial recognition. If the credit risk on a financial instrument has not increased significantly since initial recognition, the Company measures the loss allowance for that financial instrument.

Notes on Financial Statements for the year ended 31st March, 2020

However, for trade receivables or contract assets that result in relation to revenue from contracts with customers, the Company measures the loss allowance at an amount equal to lifetime expected credit losses.

For the purpose of classification of financial asset including trade receivable as credit impaired, a period of three years is considered by the Management.

2.12 Derecognition of Financial Instruments

The Company derecognizes a financial asset or a group of financial assets when the contractual rights to the cash flows from the asset expire, or when it transfers the financial asset and substantially all the risks and rewards of ownership of the asset to another party.

On derecognition of a financial asset (except for equity instruments designated as FVTOCI), the difference between the asset's carrying amount and the sum of the consideration received and receivable are recognized in Statement of Profit and Loss.

On derecognition of assets measured at FVTOCI the cumulative gain or loss previously recognised in other comprehensive income is reclassified from OCI to profit or loss as a reclassification adjustment.

Financial liabilities are derecognized if the Company's obligations specified in the contract expire or are discharged or cancelled. The difference between the carrying amount of the financial liability derecognized and the consideration paid and payable is recognized in Statement of Profit and Loss.

2.13 Inventories

Inventories are valued at lower of cost or net realisable value.

Cost is calculated on weighted average basis and includes expenditure incurred for bringing such inventories to their present location and condition. Adjustments in the carrying amount of obsolete, defective and slow moving items as may be identified at the time of physical verification is made where appropriate, to cover any eventual loss on their ultimate realisation.

2.15 Foreign Currency Transactions

Presentation currency:

These financial statements are presented in Indian Rupee, the national currency of India, which is the functional currency of the Company.

Transactions and balances:

Transactions in foreign currencies are translated into the functional currency at the exchange rates prevailing on the date of the transactions. Foreign currency monetary assets and liabilities at the year-end are translated at the year-end exchange rates. Non-monetary items which are carried in terms of historical cost denominated in a foreign currency are reported using the exchange rate at the date of transaction. The loss or gain thereon and also on the exchange differences on settlement of the foreign currency transactions during the year are recognized as income or expense in the Statement of Profit and Loss. Foreign exchange gain/loss to the extent considered as an adjustment to Interest Cost are considered as part of borrowing cost.

2.15 Provision, Contingent Liabilities and Contingent Assets

Provisions involving substantial degree of estimation in measurement are recognized when there is a legal or constructive obligation as a result of past events and it is probable that there will be an outflow of resources and a reliable estimate can be made of the amount of obligation. Provisions are not recognized for future operating losses. The amount recognized as a provision is the best estimate of the consideration required to settle the present obligation at the end of the reporting period, taking into account the risks and uncertainties surrounding the obligation.

Contingent liabilities are not recognized and are disclosed by way of notes to the financial statements when there is a possible obligation arising from past events, the existence of which will be confirmed only by the occurrence or non-occurrence of one or more uncertain future events not wholly within the control of the Company or when there is a present obligation that arises from past events where it is either not probable that an outflow of resources will be required to settle the same or a reliable estimate of the amount in this respect cannot be made.

Contingent Assets are disclosed in the financial statements by way of notes to accounts when an inflow of economic benefits is probable.

2.16 Employee Benefits

The Company makes contributions to Gratuity fund which is administered through duly constituted and approved Trust. Provident Fund contributions are in the nature of defined contribution scheme. Provident funds are deposited with the Government and recognised as expense. The cost of providing benefits under the defined benefit obligation is calculated by independent actuary using the projected unit credit method. Service costs and net interest expense or income is reflected in the Statement of Profit and Loss. Gain or loss on account of remeasurements are recognised immediately through other comprehensive income in the period in which they occur. The employees of the Company are entitled to compensated leave for which the Company records the liability based on actuarial valuation computed using projected unit credit method. These benefits are unfunded except Gratuity.

2.17 Revenue Recognition

Revenue from contracts with customers is recognised on supply of electricity or when services are rendered to the customers at an amount that reflects the consideration to which the Company is entitled under appropriate regulatory framework.

Revenue to be earned from sale of electricity supplied from regulated business is accounted for on basis of monthly billing with

Notes on Financial Statements for the year ended 31st March, 2020

specified due dates to consumers at rates approved by WBERC and are net of rebates and do not include electricity duty collected from consumers and payable to the State Government.

Sale of electricity other than above is billed monthly with specified due dates and accounted for at rates agreed with respective consumers.

Regulatory income and expense for the year recognised as per Regulations issued by WBERC are shown separately in the Statement of Profit and Loss.

2.18 Interest, Dividend and Claims

Dividend income is recognized when the right to receive payment is established. Interest has been accounted using effective interest rate method. Insurance claims/ other claims are accounted as and when admitted / settled.

2.19 Borrowing Costs

Borrowing cost comprises of interest and other costs incurred in connection with the borrowing of the funds. All borrowing costs are recognized in the Statement of Profit and Loss using the effective interest method except to the extent attributable to qualifying Property Plant Equipment (PPE) which are capitalized to the cost of the related assets. A qualifying PPE is an asset, that necessarily takes a substantial period of time to get ready for its intended use or sale. Borrowing cost also includes exchange differences to the extent considered as an adjustment to the borrowing costs.

2.20 Income Tax

Current tax represents the amount payable based on computation of tax as per prevailing taxation laws under the Income Tax Act, 1961. Provision for deferred taxation is made using liability method on temporary difference arising between the tax bases of assets and liabilities and their carrying amounts in the financial statements using tax rates (and laws) that have been enacted or substantially enacted by the end of the reporting period and are expected to apply when the related deferred tax asset is realised or the deferred tax liability is settled. Deferred Tax Assets are recognized subject to the consideration of prudence and are periodically reviewed to reassess realization thereof. Deferred Tax Liability or Asset will give rise to actual tax payable or recoverable at the time of reversal thereof. Current and Deferred tax relating to items recognised outside profit or loss, that is either in other comprehensive income (OCI) or in equity, is recognised along with the related items. The company reviews the MAT credit entitlement at each reporting date and recognises the credit against the tax payable to the extent that it is probable that it will be able to utilise the same against normal tax during the specified period.

2.21 Earnings per equity share

Basic earnings per share including regulatory income/expense is calculated by dividing the net profit or loss for the period attributable to equity shareholders (after deducting attributable taxes) by the weighted average number of equity shares outstanding during the period. The weighted average number of equity shares outstanding during the period is adjusted for events including a bonus issue.

Basic earnings per share excluding regulatory income/expense is calculated by dividing the net profit or loss for the period before regulatory income/expense attributable to equity shareholders (after deducting attributable taxes) by the weighted average number of equity shares outstanding during the period. The weighted average number of equity shares outstanding during the period is adjusted for events including a bonus issue.

For the purpose of calculating diluted earnings per share including regulatory income/expense, the net profit or loss for the period attributable to equity shareholders (after deducting attributable taxes) and the weighted average number of shares outstanding during the period are adjusted for the effects of all dilutive potential equity shares.

For the purpose of calculating diluted earnings per share excluding regulatory income/expense, the net profit or loss for the period before regulatory income/expense attributable to equity shareholders (after deducting attributable taxes) and the weighted average number of shares outstanding during the period are adjusted for the effects of all dilutive potential equity shares.

2.22 Regulatory Assets and Liabilities

Regulatory assets and liabilities shown as Regulatory Deferral Account Balance are recognised based on process defined in Tariff Regulations issued by WBERC. Any adjustment there of are recognised in the year in which order of WBERC are received. It includes amount recoverable from/ refundable to consumers on account of Fuel and Power Purchase Cost Adjustment (FPPCA), and other adjustments based on tariff regulations and orders. Consequential adjustments are given effect to upon confirmation by the relevant authorities.

3. CRITICAL ACCOUNTING JUDGEMENTS, ASSUMPTIONS AND KEY SOURCES OF ESTIMATION AND UNCERTAINTY

The preparation of the financial statements in conformity with IND AS requires management to make estimates, judgments and assumptions. These estimates, judgements and assumptions affect the application of accounting policies and the reported amount of assets and liabilities, the disclosures of contingent assets and liabilities at the date of the financial statements and reported amount of revenues and expenses during the period. Accounting estimates could change from period to period. Actual results could differ from those estimates. Appropriate changes in estimates are made as management becomes aware of changes in circumstances surrounding the estimates. Differences between the actual results and estimates are recognised in the year in which the results are known / materialized and, if material, their effects are disclosed in the notes to the financial statements.

Application of accounting policies that require significant areas of estimation, uncertainty and critical judgments and the use of assumptions in the financial statements have been disclosed below. The key assumptions and other key sources of estimation and uncertainty at the balance sheet date, that have a significant

risk of causing a material adjustment to the carrying amount of assets and liabilities within the next financial year have also been discussed below:

(a) Regulatory Deferral Account Balances

Regulatory Deferral account balances consists of Fuel and Power Purchase Cost Adjustment (FPPCA) and other accruals as per the tariff Regulation as recognised in the accounts have been considered on the basis of available tariff order and as per the norms and formula prescribed in the regulations; this may vary requiring adjustments on determination by the regulator.

(b) Fair Valuation of Financial assets

Beneficial interest in Power Trust have been evaluated and considered based on the valuation of underlying securities and the projected inflows of the Investee entities as estimated by the respective management and evaluated by an independent valuer. Variation arising with respect to actual numbers in future may require adjustment effecting other comprehensive income.

Investment in unlisted equity are carried at fair value through other comprehensive income based on latest available audited financial statement.

(c) Income taxes

Significant judgment is required in determination of taxability of certain income and deductibility of certain expenses during the estimation of the provision for income taxes. Accordingly, such provision has been made considering concession/allowances including those based on expert advice/judicial pronouncements.

(d) Contingencies

Management judgement is required for estimating the possible outflow of resources, if any, in respect of contingencies/claim/litigations as it is not possible to predict the outcome of pending matters with accuracy.

(e) Impairment loss on trade receivables

The Company evaluates whether there is any objective evidence that trade receivables are impaired and determines the amount of impairment loss as a result of the inability of the debtors to make required payments. The Company bases the estimates on the ageing of the trade receivables balance, credit-worthiness of the trade receivables and historical write-off experience. If the financial conditions of the trade receivable vary, it may effect the amount of actual write-offs as estimated.

(f) Defined benefit obligation (DBO)

Management's estimate of the DBO is based on a number of critical underlying assumptions such as standard rates of inflation, cost trends, mortality, discount rate and anticipation of future salary increases. Variation in these assumptions may impact the DBO amount and the annual defined benefit expenses.

4. AMALGAMATION OF INDIA POWER CORPORATION LIMITED

Pursuant to the scheme of arrangement and amalgamation ('the scheme') sanctioned by the Hon'ble Calcutta High Court vide its order dated 17th April, 2013, erstwhile India Power Corporation Limited (IPCL), has been amalgamated with the Company with effect from 1st October 2011(the appointed date). The scheme was therefore given effect to in the financial Statements for the year ended 31st March 2013.

4.1 Consequent to the amalgamation as above:

The shareholders of erstwhile IPCL (the Transferor Company) are entitled to 11 equity shares of the Company (the Transferee Company) against every 100 equity shares held by them. Accordingly 1,12,02,75,823 equity shares of ₹ 1 each of the Company aggregating to ₹ 11,202.75 lakhs are to be issued to the shareholders of erstwhile IPCL. Erstwhile IPCL being the Amalgamating / Transferor Company, its shareholding of 51,61,32,374 equity shares of ₹ 1 each aggregating to ₹ 5,161.32 lakhs in the Company shall stand cancelled in terms of the scheme approved by the High Court leaving 38,95,15,856 equity shares held by Power Trust. The above referred allotment and cancellation has not been given effect due to certain pending clearance(s)/approval(s) from the Stock Exchanges in view of interim order relating to minimum public shareholding passed by SEBI. Pending this, a net amount of ₹ 6,041.43 lakhs, being the differential amount with respect to the equity shares to be allotted and to be cancelled as stated herein above, has continued to be shown as share capital suspense account.

In terms of the Orders dated 27th January, 2017, 25th August, 2017 and 18th May, 2018 of Hon'ble Calcutta High Court, Power Trust transferred/sold off through Offer for Sale 6,54,79,972 equity shares of the Company. Therefore, Power Trust holds 32,40,35,884 equity shares of the Company as on 31st March, 2020.

Notes on Financial Statements for the year ended 31st March, 2020

5 PROPERTY, PLANT AND EQUIPMENT

(₹ In lakhs)

Particulars									Refer Note 5.6		Total
	Freehold Land	Long term Leasehold land	Buildings	Plant and Equipment	Mains, Meters and Transformers	Furniture and Fixtures	Office Equipment	Vehicles	Long term Leasehold land	Wind mills	
Gross carrying value as at 1st April, 2018	**288.20**	**1,417.83**	**6,295.06**	**6,806.21**	**23,164.14**	**187.11**	**420.17**	**254.88**	**-**	**-**	**38,833.60**
Addition	-	228.58	272.60	-	1,746.80	9.48	28.14	-	-	-	2,285.60
Disposal	-	-	-	-	7.62	-	2.76	86.18	-	-	96.56
Adjustments	-	-	-	-	-	0.59	(0.59)	-	-	-	-
Gross carrying value as at 31st March, 2019	**288.20**	**1,646.41**	**6,567.66**	**6,806.21**	**24,903.32**	**197.18**	**444.96**	**168.70**	**-**	**-**	**41,022.64**
Reclassified on adoption of Ind AS 116	-	(1,646.41)	-	-	-	-	-	-	1,646.41	2,309.85	2,309.85
Addition	-	-	195.18	-	851.19	3.87	28.44	-	0.05	-	1,078.73
Disposal	-	-	1.17	1.13	23.87	0.14	1.23	18.22	-	-	45.76
Addition for revaluation of land (Note 5.5)	23,253.97	-	-	-	-	-	-	-	31,643.27	-	54,897.24
Gross carrying value as at 31st March, 2020	**23,542.17**	**-**	**6,761.67**	**6,805.08**	**25,730.64**	**200.91**	**472.17**	**150.48**	**33,289.73**	**2,309.85**	**99,262.70**
Accumulated depreciation as at 1st April, 2018	**-**	**72.02**	**875.20**	**823.74**	**2,825.15**	**52.76**	**139.12**	**79.02**	**-**	**-**	**4,867.01**
Charge for the period	-	26.40	195.07	276.94	992.54	18.35	42.92	28.04	-	-	1,580.26
Disposal	-	-	-	-	1.09	-	2.07	18.01	-	-	21.17
Accumulated depreciation as at 31st March, 2019	**-**	**98.42**	**1,070.27**	**1,100.68**	**3,816.60**	**71.11**	**179.97**	**89.05**	**-**	**-**	**6,426.10**
Charge for the period	-	-	200.83	276.81	1,119.62	18.56	37.47	18.95	622.09	577.46	2,871.79
Disposal	-	-	0.09	0.25	12.27	-	0.68	14.43	-	-	27.72
Reclassified on adoption of Ind AS 116	-	(98.42)	-	-	-	-	-	-	98.42	-	-
Accumulated depreciation as at 31st March, 2020	**-**	**-**	**1,271.01**	**1,377.24**	**4,923.95**	**89.67**	**216.76**	**93.57**	**720.51**	**577.46**	**9,270.17**
Net carrying value as at 31st March, 2019	**288.20**	**1,547.99**	**5,497.39**	**5,705.53**	**21,086.72**	**126.07**	**264.99**	**79.65**	**-**	**-**	**34,596.54**
Net carrying value as at 31st March, 2020	**23,542.17**	**-**	**5,490.66**	**5,427.84**	**20,806.69**	**111.24**	**255.41**	**56.91**	**32,569.22**	**1,732.39**	**89,992.53**

5.1 The Company has elected to continue with the carrying value of its Property, Plant & Equipment (PPE) as on April 1, 2015 (transition date) measured as per previous GAAP and used that carrying value as its deemed cost.

5.2 Gross Block and Net Block of buildings includes ₹ 166.67 lakhs and ₹ 133.75 lakhs (₹ 166.67 lakhs and ₹ 140.32 lakhs as on March 31,2019) respectively being building constructed on land not owned by the company.

5.3 Refer note 22 & 28 for charge against PPE.

5.4 Refer note 16.1 for disposal of Chinakuri Power Plant.

Notes on Financial Statements for the year ended 31st March, 2020

5.5 Company has revalued its Land Assets by adopting revaluation model as approved by the Board of Directors w.e.f 1st April, 2019 based on valuation report of an independent IBBI registered valuer. The valuation has been done on level 3 hierarchy as per Ind AS 113, at the price that would be received to sell an asset in an orderly transaction between market participants at the measurement date.

As a result of revaluation, freehold Land value has increased from ₹ 288.20 lakhs to ₹ 23,542.17 lakhs and Leasehold Land value has increased from ₹ 1,547.99 lakhs to ₹ 33,191.26 lakhs. The said increase of ₹ 54,897.24 lakhs has been recognised in Other Comprehensive Income and credited to revaluation surplus in Other Equity. The related amortization of ₹ 595.31 lakhs and deferred tax of ₹ 10,170.11 lakhs has been recognised.

If revaluation model was not adopted net carrying value of Freehold and leasehold land as on 31st March, 2020 would have been ₹ 288.20 lakhs & ₹ 1,521.26 lakhs respectively and profit for the year would have increased by ₹ 456.63 lakhs and total comprehensive income for the year would have decreased by ₹ 44,270.50 lakhs.

5.6 Reclassified in accordance with Ind AS 116 as Right of use assets

6 INTANGIBLE ASSETS

(₹ in lakhs)

Particulars	Software
Gross Carrying Value as at 1st April, 2018	**368.87**
Additions	73.94
Disposal	-
Adjustments	-
Gross Carrying Value as at 31st March, 2019	**442.81**
Additions	32.79
Disposal	-
Adjustments	-
Gross carrying value as at 31st March, 2020	**475.60**
Accumulated depreciation as at 1st April, 2018	**217.79**
Charge for the period	32.14
Disposal	**-**
Accumulated depreciation as at 31st March, 2019	**249.93**
Charge for the period	38.48
Disposal	-
Accumulated depreciation as at 31st March, 2020	**288.41**
Net carrying value as at 31st March, 2019	**192.88**
Net carrying value as at 31st March, 2020	**187.19**

Notes on Financial Statements for the year ended 31st March, 2020

7.1 NON-CURRENT INVESTMENTS

(₹ in lakhs)

Particulars		31st March, 2020 (No.)	31st March, 2019 (No.)	Face value (₹)	As at 31st March, 2020	As at 31st March, 2019
Investment in equity instruments						
Fully paid up Equity Shares						
Unquoted, Carried at Cost						
Investment in Subsidiary Companies						
India Power Corporation (Bodhgaya) Limited		-	1,00,000	10	-	10.00
IPCL Pte. Ltd. (Face value of SGD 1/- each)		12,000	12,000		5.94	5.94
Meenakshi Energy Limited		-	10,02,34,109	10	-	10,023.41
Investment in Joint venture Companies						
India Uniper Power Services Private Limited		35,25,000	35,25,000	10	352.50	352.50
Investment in Other Body Corporate						
Carried at Fair value through Other Comprehensive Income						
Quoted						
Yule Financing & Leasing Co. Limited		2,97,930	2,97,930	10	-	-
Unquoted						
Transformer & Switchgear Limited		24,407	24,407	10	-	-
WEBFIL Limited		-	20,03,800	10	-	-
Woodlands Multispecialty Hospital Limited		500	500	10	0.05	0.05
India Power Corporation (Bodhgaya) Limited		1,00,000	-	10	-	-
Meenakshi Energy Limited		10,02,34,109	-	10	94,72.12	-
Investment in Debenture						
Fully Paid up Debentures						
Investment in other Body Corporate						
Carried at Fair value through Other Comprehensive Income						
18.00%	Unsecured Optionally fully convertible debentures of OSD Coke (Consortium) Private Limited	2,500	2,500	100	2.50	2.50
Investment for Unforeseen Exigencies Reserve						
Carried at amortised cost						
Quoted - Bonds						
9.05%	Corporation Bank, 2019	-	3	10,00,000	-	30.00
9.20%	Bank of Baroda Perpetual bonds, 2019	-	3	10,00,000	-	30.00
9.18%	PFC, 2021	4	4	10,00,000	39.56	39.56
11.40%	SREI IFL, 2022	2	2	10,00,000	19.99	19.99
10.50%	SIFL, 2020	-	1	10,00,000	-	9.75
Carried at Fair value through Profit and loss						
Quoted- Mutual Funds						
UTI- GILT Advantage fund long term plan - Dividend payout		6,39,645	6,39,645	10	182.66	162.24

Notes on Financial Statements for the year ended 31st March, 2020

7.1 NON-CURRENT INVESTMENTS (CONTD.)

(₹ in lakhs)

Particulars		31st March, 2020 (No.)	31st March, 2019 (No.)	Face value (₹)	As at 31st March, 2020	As at 31st March, 2019
Investment for Unforeseen Exigencies Reserve Interest						
Quoted - Bonds						
Carried at amortised cost						
11.40%	SREI IFL, 2022	2	2	10,00,000	19.99	19.99
10.50%	SIFL, 2020	-	1	10,00,000	-	9.76
8.30%	GOI 2040 Bond	3,000	3,000	100	2.92	2.92
Carried at Fair value through Profit and loss						
Quoted- Mutual Funds						
UTI Balanced Fund (Income Re-investment) Scheme		1,11,912	1,04,078	10	21.34	28.68
Total					**10,119.57**	**10,747.29**
Aggregate amount of Quoted Investments					286.46	352.89
Aggregate Market Value of Quoted Investments					288.51	350.47
Aggregate amount of Unquoted Investments					9,833.11	10,394.40

7.2 CURRENT INVESTMENTS

(₹ in lakhs)

Particulars		31st March, 2020 (No.)	31st March, 2019 (No.)	Face value (₹)	31st March, 2020	31st March, 2019
Investment for Unforeseen Exigencies Reserve						
Carried at amortised cost						
Quoted - Bonds						
10.50%	SIFL, 2020	1	-	10,00,000	9.75	-
Investment for Unforeseen Exigencies Reserve Interest						
Carried at amortised cost						
Quoted - Bonds						
10.50%	SIFL, 2020	1	-	10,00,000	9.76	-
Total					**19.51**	**-**
Aggregate amount of Quoted Investments					19.51	-
Aggregate Market Value of Quoted Investments					19.40	-

7.3 (a) The Company's investment of 381,15,06,509 shares in Meenakshi Energy Limited (MEL) representing 92.75% of MEL equity shares being held until 2nd May, 2018 valued at ₹ 66.48, which were fully pledged with SBICAP Trustee Company Limited (SBI CAP) on behalf of the lenders of the MEL was invoked on 2nd May, 2018. This matter and lender interchangeability is presently pending with High Court of judicature at Hyderabad for the state of Telangana and the State of Andhra Pradesh and is sub-judice.

Notes on Financial Statements for the year ended 31st March, 2020

Pursuant to initiation of Corporate Insolvency Resolution Process during the year Meenakshi Energy Limited (MEL) ceased to be subsidiary of the Company w.e.f. 7th November 2019. Fair valuation has been done on the basis of latest available audited financial statement, i.e. 31st March, 2018 of MEL. The Management expects to recover the investments and receivables in near future based on the developments in the ongoing resolution process.

7.3 (b) Pursuant to initiation of Corporate Insolvency Resolution Process during the year India Power Corporation (Bodhgaya) Limited ceased to be subsidiary of the Company w.e.f. 8th November 2019. The Management expects to recover the investments and receivables in near future based on the developments in the ongoing resolution process.

7.4 The Company has disinvested its equity stake in Saranyu Power Trading Private Limited and Green Utility Private Limited (formerly known as India Power Green Utility Private Limited) and accordingly these companies have ceased to be subsidiary of the Company with effect from 17th September, 2018.

7.5 The Company has disinvested its equity stake in Matsya Shipping & Ports Private Limited and accordingly it has ceased to be a Joint Venture of the Company with effect from 26th February, 2019.

7.6 During the year based on strategic decision of the management the Company has disinvested its equity stake in WEBFIL Limited having fair value of ₹ nil at ₹ 170.32 lakhs resulting in gain of ₹ 170.32 lakhs.

7.7 Statement of investment in Subsidiaries and Joint ventures

(a) Investment in Subsidiaries

Name of the Company	Country of Incorporation	% of holding as at 31st March 2020	% of holding as at 31st March 2019
India Power Corporation (Bodhgaya) Limited {refer note no. 7.3 (b)}	India	-	100.00
IPCL Pte Limited	Singapore	100.00	100.00
Meenakshi Energy Ltd {refer note no. 7.3 (a)}	India	-	2.44

(b) Investment in Joint ventures

Name of the Company	Country of Incorporation	% of holding as at 31st March 2020	% of holding as at 31st March 2019
India Uniper Power Services Private Limited	India	50.00	50.00

8 NON- CURRENT FINANCIAL ASSET - LOANS

(₹ in lakhs)

Particulars	Note No.	As at 31st March, 2020	As at 31st March, 2019
Unsecured Considered Good unless otherwise stated			
Carried at amortised cost			
Deposits		0.50	0.44
Loan to Related Parties	8.1	605.76	474.15
Advances to Employees		1.45	1.68
Total		**607.71**	**476.27**

Notes on Financial Statements for the year ended 31st March, 2020

8.1 Disclosure pursuant to Regulation 34(3) of SEBI (Listing Obligations and Disclosure Requirements) Regulations, 2015

(₹ in lakhs)

Particulars	As at 31st March, 2020	As at 31st March, 2019
i) Loans to Subsidiary company		
- India Power Corporation (Bodhgaya) Limited		
Outstanding balance	-	2,229.71
Maximum Amount due during the year	2,357.43	3,774.05
- IPCL Pte Limited		
Outstanding balance	605.76	474.15
Maximum Amount due during the year	610.56	489.32
- India Power Green Utility Private Limited		
Outstanding balance	-	-
Maximum Amount due during the year	-	1,062.77
- Meenakshi Energy Limited		
Outstanding balance	-	3,094.42
Maximum Amount due during the year	3,094.42	3,194.42
ii) Advance to subsidiary company		
- Meenakshi Energy Limited		
Outstanding balance	-	-
Maximum Amount due during the year	-	25.42
- Saranyu Power Trading Private Limited		
Outstanding balance	-	-
Maximum Amount due during the year	-	2,105.56
iv) Loans to Joint Venture companies		
- Matsya Shipping & Ports Private Limited		
Outstanding balance	-	-
Maximum Amount due during the year	-	5.00

9 NON-CURRENT FINANCIAL ASSETS - OTHER FINANCIAL ASSETS

(₹ in lakhs)

Particulars	Note No.	As at 31st March, 2020	As at 31st March, 2019
Carried at amortised cost			
Fixed Deposit with banks having maturity of more than 12 Months	9.1	280.84	158.63
Carried at fair value through other comprehensive income			
Beneficial Interest in Power Trust	9.2	82,645.37	82,384.55
Total		**82,926.21**	**82,543.18**

Notes on Financial Statements for the year ended 31st March, 2020

9.1 (a) Includes ₹ 30.26 lakhs (₹ 2.51 lakhs as on 31st March, 2019) kept as margin money with bank and ₹ 250.58 lakhs (₹ 111.12 lakhs as on 31st March, 2019) kept with bank as lien against repayment of term loans.

(b) Includes ₹ nil lakhs (₹ 45 lakhs as on 31st March, 2019) being investment against Unforeseen exigencies fund.

9.2 Beneficial interest in Power Trust represent investments in company's shares and other unlisted companies net off borrowings and liabilities pertaining to investment division of erstwhile IPCL transferred to the said Power Trust in terms of the scheme of amalgamation (refer note 4). Considering that the Company's shares are held by an independent trust and are meant for sale in terms of Hon'ble Calcutta High Court order the beneficial interest (including company's shares) has been treated as financial assets and fair valuation as on 31st March, 2020 as required in terms of Ind AS 109 has been carried out by an independent Registered Valuer and the resultant increase of ₹ 260.82 lakhs (₹ 512.71 lakhs as on 31st March, 2019) in value thereof, has been adjusted through other comprehensive income.

10 OTHER NON - CURRENT ASSETS

(₹ in lakhs)

Particulars	As at 31st March, 2020	As at 31st March, 2019
Advance against goods, services & Others		
Unsecured Considered Good unless otherwise stated		
Prepaid Expenses	19.26	12.77
Capital Advance	241.94	50.00
Total	**261.20**	**62.77**

11 INVENTORIES

(At lower of cost or net realisable value) (₹ in lakhs)

Particulars	As at 31st March, 2020	As at 31st March, 2019
Coal	85.04	85.04
Stores and Spares	641.03	842.73
Loose Tools	1.80	2.15
Total	**727.87**	**929.92**

11.1 Refer note 28 for charge against inventories.

12 CURRENT FINANCIAL ASSETS-TRADE RECEIVABLES

(₹ in lakhs)

Particulars	Note No.	As at 31st March, 2020	As at 31st March, 2019
Secured			
Considered good	12.1	4,697.14	3,402.88
Total Secured		**4,697.14**	**3,402.88**
Unsecured			
Considered good		1,774.16	1,789.04
Considered Doubtful		-	35.42
		1,774.16	1,824.46
Less: Allowance for bad and doubtful debt	12.4	-	35.42
Total Unsecured		**1,774.16**	**1,789.04**
Total		**6,471.30**	**5,191.92**

12.1 Secured by security deposits/ bank guarantee received from the respective consumers.

Notes on Financial Statements for the year ended 31st March, 2020

12.2 The Company extends credit to consumers in normal course of business as per Regulation issued by West Bengal Electricity Regulatory Commission for regulatory business and as per Power Purchase agreements (PPA) entered with DISCOMs for non regulatory business. Consumer's outstanding balances are regularly monitored. The Company evaluates the concentration of risk with respect to trade receivable as low as outstanding from non regulatory business is covered with PPA with government undertakings and in case of regulated business outstanding are as governed by rate regulated body of the state government and customers can not shift to other distribution licensee without clearing dues and obtaining "No objection certificate" from the Company. The Company has also taken advances and security deposit from its consumers, to mitigate the credit risk to an extent.

(₹ in lakhs)

Particulars	Within Credit period	Up to 6 Months	6 to 12 Months	Above 12 months	Total
Trade Receivable					
As at 31st March 2020					
Secured	3,264.45	901.22	61.51	469.96	4,697.14
Unsecured	797.20	575.88	43.48	357.60	1,774.16
Gross Total	4,061.65	1,477.10	104.99	827.56	6,471.30
Less: Allowance for bad and doubtful debt	-	-	-	-	-
Net Total	**4,061.65**	**1,477.10**	**104.99**	**827.56**	**6,471.30**
As at 31st March 2019					
Secured	2,671.53	212.32	169.49	349.54	3,402.88
Unsecured	1,286.90	240.23	145.32	152.01	1,824.46
Gross Total	3,958.43	452.55	314.81	501.55	5,227.34
Less: Allowance for bad and doubtful debt	-	-	-	35.42	35.42
Net Total	**3,958.43**	**452.55**	**314.81**	**466.13**	**5,191.92**

12.3 Refer note 28 for charge against the outstanding amount.

12.4 Movement in Allowance for bad and doubtful debt

(₹ in lakhs)

Particulars	As at 31st March, 2020	As at 31st March, 2019
Opening Balance	35.42	91.81
Additions	-	-
Reversals/ write off	(35.42)	(56.39)
Closing Balance	**-**	**35.42**

13 CURRENT FINANCIAL ASSETS-CASH AND CASH EQUIVALENTS

(₹ in lakhs)

Particulars	As at 31st March, 2020	As at 31st March, 2019
Cash and Cash Equivalent		
Balances with Banks		
Current Account	317.12	558.14

Notes on Financial Statements for the year ended 31st March, 2020

13 CURRENT FINANCIAL ASSETS-CASH AND CASH EQUIVALENTS (CONTD.)

(₹ in lakhs)

Particulars	As at 31st March, 2020	As at 31st March, 2019
Cash on hand	2.87	2.92
Cheques in hand	4,145.55	-
Total	**4,465.54**	**561.06**

14 CURRENT FINANCIAL ASSETS-OTHER BANK BALANCES

(₹ in lakhs)

Particulars	Note No.	As at 31st March, 2020	As at 31st March, 2019
Other Balances with Banks			
Fixed deposit	14.1	1,118.90	1,538.08
Current account - Unforeseen Exigencies Reserve Fund		0.11	0.11
Unpaid dividend	30.1 & 30.2	5.79	257.47
Total		**1,124.80**	**1,795.66**

14.1 (a) Includes ₹ 458.12 lakhs (₹ 425.29 lakhs as on 31st March,2019) kept as margin money with bank and ₹ 343.48 lakhs (₹ 468.99 lakhs as on 31st March, 2019) kept with bank as lien against repayment of term loans.

(b) Includes ₹ 112.20 lakhs (₹ 374.71 lakhs as on 31st March, 2019) being investment against Unforeseen exigencies fund and ₹ 205.10 lakhs (₹ 269.09 lakhs as on 31st March, 2019) being Investment against Unforeseen exigencies Interest fund.

15 CURRENT FINANCIAL ASSETS-LOANS

(₹ in lakhs)

Particulars	As at 31st March, 2020	As at 31st March, 2019
Unsecured Considered Good unless otherwise stated		
Carried at amortised cost		
Loan to related parties	-	5,324.13
Loan to employees	-	0.10
Loan others	9,901.42	3,524.03
Security deposit	1,032.56	969.58
Total	**10,933.98**	**9,817.84**

16 CURRENT FINANCIAL ASSETS-OTHERS

(₹ in lakhs)

Particulars	Note No.	As at 31st March, 2020	As at 31st March, 2019
Unsecured Considered Good unless otherwise stated			
Interest accrued		1,361.17	962.84
Receivable from Power Trust	16.3	20,060.00	20,321.77
Receivable - others	16.1	2,933.54	3,220.80
Advance - employees & others		70.45	56.73
Total		**24,425.16**	**24,562.14**

Notes on Financial Statements for the year ended 31st March, 2020

16.1 The lease of Chinakuri Power Station (CPS) with Eastern Coal Fields Limited (ECL) has expired on 31st March, 2012 and in terms of lease agreement ECL is required to take over all assets at respective Written Down Value as on the date of termination of the lease. In terms of the arbitration order passed by Arbitration Tribunal, handing / taking over of vacant and peaceful possession of CPS has been completed on 6th October, 2016, and thereby the resultant amount of ₹ 2,468.10 lakhs has been shown as recoverable from ECL.

16.2 The Company's claim / counter claim from ECL with respect to above and ECL's claim against the Company in this respect are under arbitration pursuant to the order of Hon'ble Supreme Court of India. Adjustment in this respect will be given effect to as and when determined.

16.3 Receivable from Power Trust represents amount receivable for sale of Compulsorily Convertible Preference Shares of Hiranmaye Energy Limited (formerly known as India Power Corporation (Haldia) Limited) in previous years and for which necessary approvals need to be obtained.

17 OTHER CURRENT ASSETS

(₹ in lakhs)

Particulars	As at 31st March, 2020	As at 31st March, 2019
Advance to suppliers	397.31	197.18
Other advances	2.05	15.53
Prepaid expenses	245.46	274.24
Total	**644.82**	**486.95**

18 REGULATORY DEFERRAL ACCOUNT BALANCES

(a) Debit balances

(₹ in lakhs)

Particulars	Fuel and Power Purchase Cost Adjustments	Other Adjustments based on Tariff Regulations	Total
As at 1st April, 2018	**937.11**	**9,021.35**	**9,958.46**
Balance arising in the period	-	2,609.78	2,609.78
Recovery/reversal	(4.58)	-	(4.58)
Closing Balance as at 31st March, 2019	**932.53**	**11,631.13**	**12,563.66**
Balances arising in the period	-	3,429.95	3,429.95
Recovery/(reversal)	-	-	-
Closing Balance as at 31st March, 2020	**932.53**	**15,061.08**	**15,993.61**

(b) Credit Balances

(₹ in lakhs)

Particulars	Fuel and Power Purchase Cost Adjustments	Total
As at 1st April, 2018	**5,014.08**	**5,014.08**
Balance arising in the period	676.76	676.76
Recovery/reversal	-	-
Closing Balance as at 31st March, 2019	**5,690.84**	**5,690.84**
Balances arising in the period	1,093.89	1,093.89
Recovery/reversal	-	-
Closing Balance as at 31st March, 2020	**6,784.73**	**6,784.73**

Notes on Financial Statements for the year ended 31st March, 2020

(c) Regulatory Income/(Expense) (net)

(₹ in lakhs)

Particulars	Note No.	Year ended 31st March, 2020	Year ended 31st March, 2019
Fuel and power purchase cost adjustment	18.2	(1,093.89)	(676.76)
Other adjustments based on Tariff Regulations and orders	18.2	3,429.95	2,609.78
Total		**2,336.06**	**1,933.02**

18.1 Tariff regulations, risks and uncertainties

In the State of West Bengal tariff for electricity are determined by West Bengal Electricity Regulatory Commission (WBERC/Commission).

(a) Multi year tariff (MYT) proposal giving therein details for appropriate capital structure to meet the capital investment plan with details of cost of financing including interest cost on debt and return on equity, expected sales for the years and the 'Annual Revenue Requirement' (ARR) covering both variable and fixed cost is submitted to WBERC. Commission examines the MYT proposals thereafter and tariff is determined for different categories of consumers. At the end of the financial year, "Annual Performance Review" (APR) petition for fixed cost and Fuel and Power Purchase Cost Adjustment (FPPCA) for variable cost is submitted to WBERC. WBERC reviews cost incurred under two categories as defined in Tariff regulation as "Controllable" and "Uncontrollable". In case of Uncontrollable cost all increase are allowed on actual basis and for Controllable cost, the commission may disallow any increase if these are not considered to be justifiable.

(b) The tariff regulation prescribes various normative operational and financial parameters for the Company. Any variation thereof may lead to disallowances. The Company is exposed to regulatory risk to the extent accruals are disallowed on assessment.

(c) As per the Tariff Regulation any increase in variable cost is allowed to be recovered from consumers based on formula prescribed in the tariff regulation for " Fuel and Power Purchase Cost Adjustment" (FPPCA) as 'monthly variable cost adjustment' (MVCA). FPPCA recoverable/ refundable, reliability incentive etc is accounted for as regulatory income/(expense) in the statement of Profit and Loss.

(d) Regulatory deferral account balances relate to FPPCA, Reliability incentive and other accruals recognised on the basis of latest declared tariff order and claims filed with WBERC. Accruals on account of FPPCA and reliability incentives etc are recognised in books as per formula prescribed in Tariff Regulation. Reversal/ accrual are carried out in the year in which Tariff, FPPCA and APR orders are received. Recovery of the regulatory deferral account balances are carried out in the manner and installments as allowed by WBERC.

18.2 Payable on account of FPPCA of ₹ 1,093.89 lakhs for the year has been recognised on the basis of formulae prescribed under the applicable Tariff Regulations. The Company is entitled for incentive and gains including incentive for reliability in power supply and accordingly based on applicable norms as per Tariff regulation and claims filed with WBERC, ₹ 3,429.95 lakhs have been recognised. Adjustments in these respects are carried out and given effect to from time to time based on the order of West Bengal Electricity Regulatory Commission or directions from appropriate authorities.

19 EQUITY SHARE CAPITAL

(₹ in lakhs)

Particulars	As at 31st March, 2020		As at 31st March, 2019	
	Number of shares	Amount	Number of shares	Amount
Authorised				
10% 'A' Cumulative preference shares of ₹ 100 each	16,000	16.00	16,000	16.00
10% 'B' Cumulative preference shares of ₹ 100 each	12,000	12.00	12,000	12.00
Equity Shares of ₹ 1 each	16,99,72,00,000	1,69,972.00	16,99,72,00,000	1,69,972.00
Issued, Subscribed and fully paid up equity shares				
Equity shares of ₹ 1 each	97,37,89,640	9,737.90	97,37,89,640	9,737.90
Total	**97,37,89,640**	**9,737.90**	**97,37,89,640**	**9,737.90**

Notes on Financial Statements for the year ended 31st March, 2020

19.1 The Company has only one class of equity shares having a par value of ₹ 1 each. Each share has one voting right.

19.2 There is no movement in the number of shares outstanding and the amount of Share Capital as at March 31, 2020 and March 31, 2019.

19.3 **Details of Shareholders holding more than 5% of equity shares each, are set out below:**

Name of the Shareholders	As at 31st March, 2020	As at 31st March, 2019
	No. of Shares	No. of Shares
Erstwhile India Power Corporation Ltd. (refer Note 4.1)	51,61,32,374	51,61,32,374
Power Trust (held in the name of the Trustee of the trust)	32,40,35,884	32,40,35,884
Aksara Commercial Private Limited	6,31,99,293	6,31,99,293

19.4 The above disclosures, are without giving effect to the further issue and cancellation of equity shares pursuant to the scheme of amalgamation as given in note 4.1.

20 OTHER EQUITY

(₹ in lakhs)

Particulars	Note No.	As at 31st March, 2020	As at 31st March, 2019
Capital Reserve			
- Contribution from consumers towards service lines	20.1	3,141.71	2,779.12
- Other capital reserve	20.2	82.47	82.47
Debenture redemption reserve	20.3	-	2,350.00
General reserve	20.4	77,403.62	77,403.62
Reserve for unforeseen exigencies fund	20.5	266.15	721.00
Reserve for unforeseen exigencies interest fund	20.5	260.63	346.39
Retained earnings	20.6	20,521.57	16,322.55
Other Comprehensive Income (OCI)	20.8		
- Revaluation surplus		44,727.13	-
- Fair value of beneficial interest in Power Trust and equity instrument through OCI		278.73	579.20
Total		**1,46,682.01**	**1,00,584.35**

20.1 Considering that capital contribution from consumers toward service lines are not refundable to the consumers even after they cease to be consumers and the underlying assets there against being under ownership of the Company, such contribution are being treated as Capital Reserve.

20.2 Reserve arising on amalgamation of Associated Power Company Limited with the Company in the year 1978 has been shown as other capital reserve.

20.3 Debenture Redemption Reserve is required to be created out of the profits available for payment of dividend in terms of Section 71 of the Companies Act, 2013 read with "The Company (Share Capital and Debenture) Rules, 2014". As per amendment during the year in "The Company (Share Capital and Debenture) Rules, 2014" there is no requirement of Debenture Redemption Reserve for listed entities in case of privately placed debentures. Accordingly reserve created till 31st March, 2019 has been transferred to retained earning.

Notes on Financial Statements for the year ended 31st March, 2020

20.4 (a) The general reserve is created from time to time by appropriating profits from retained earnings at the discretion of the company. As the general reserve is created by a transfer from one component of equity to another, and accordingly it is not reclassified to the Statement of profit and loss.

(b) General Reserve include ₹ 56,887.09 lakhs being General reserve of amalgamating company in terms of Note 4. Further, reserve of ₹ 20,079.84 lakhs arising on amalgamation has also been included therein.

20.5 Reserve for unforeseen exigencies reserve fund are created in terms of the Tariff Regulation issued by West Bengal Electricity Regulatory Commission. The sum appropriated to 'Reserve for unforeseen exigencies fund' are to be invested in specified securities and financial instruments (fixed deposit) at Nationalised bank. The interest accrued from such investment is reinvested and kept under - 'Reserve for unforeseen exigencies Interest fund'. 'The aforesaid reserves or fund shall be drawn upon only to meet such charges as the Commission may approve.

20.6 Retained Earnings generally represent the undistributed profits /amount of accumulated earnings of the Company.

20.7 Dividend Distribution

The amount that can be distributed by the Company as dividends to its equity shareholders is determined considering the requirements of the Companies Act, 2013 and the dividend distribution policy of the Company.

On 10th August, 2019 dividend pertaining to the financial year 2018-2019 of ₹ 0.05 per equity shares aggregating to ₹ 228.83 Lakhs and the dividend distribution tax of ₹ 47.03 lakhs has been approved and paid to equity shareholders of the Company.

In respect of the year ended 31st March, 2020, the Board of Directors has recommended a dividend of ₹ 0.05 per share to be paid on fully paid equity shares. This equity dividend is subject to approval by shareholders at the Annual General Meeting and has not been included as a liability in these financial statements. The actual dividend will be paid on equity share capital outstanding as on the record date/ book closure.

20.8 OCI represent:

(a) Revaluation Surplus- The company has elected to remeasure the value its freehold and long term leasehold land and the gain arising on revaluation has been recognised in other Comprehensive income. The said reserve can not be utilised for distribution to shareholders.

(b) Fair value of beneficial interest in power trust and equity instruments on account of Cumulative gains and losses arising on the revaluation. The company transfers amounts from this reserve to retained earnings when the relevant equity securities and beneficial interest in power trust are disposed.

20.9 Refer Statement of changes in Equity for movement in balances of Reserves.

21 NON CURRENT FINANCIAL LIABILITY - LEASE LIABILITY

(₹ in lakhs)

Particulars	As at 31st March, 2020			As at 31st March, 2019		
	Non Current	Current Maturities	Total	Non Current	Current Maturities	Total
Lease liability	1,297.11	544.00	1,841.11	22.18	-	22.18
Total	**1,297.11**	**544.00**	**1,841.11**	**22.18**	**-**	**22.18**

21.1 Refer note 2.8

Notes on Financial Statements for the year ended 31st March, 2020

22 NON CURRENT FINANCIAL LIABILITY - BORROWINGS

(₹ in lakhs)

Particulars	Note No.	As at 31st March, 2020			As at 31st March, 2019		
		Non Current	Current Maturities	Total	Non Current	Current Maturities	Total
Secured							
Non convertible debentures	22.1	800.00	2,387.94	3,187.94	3,234.94	2,322.41	5,557.35
Term loan							
- from banks	22.2	4,926.13	2,307.03	7,233.16	7,242.76	3,089.65	10,332.41
Unsecured							
- from a body corporate	22.3	6,983.38	-	6,983.38	5,686.07	-	5,686.07
Total		**12,709.51**	**4,694.97**	**17,404.48**	**16,163.77**	**5,412.06**	**21,575.83**

22.1 (a) Includes 10.75 % Secured Redeemable Non Convertible Debentures aggregating to ₹ 1,987.94 lakhs (₹ 3,957.35 lakhs as on 31st March, 2019) redeemable in five installments at the end of 6th, 7th, 8th, 9th and 10th year from the date of allotment i.e. 3rd November, 2010 and secured by mortgage of immovable properties consisting of 1.0749 acres of land and all the buildings including all structures there on, fixed plant and machinery, furniture & fittings, present and future at Plot X1-3 , Block EP, Salt lake, Kolkata and 1,731.82 sq mtr land at Iswarpura (Gujarat)

22.1 (b) Includes 12 % Secured Redeemable Non Convertible Debentures aggregating to ₹ 1,200 lakhs (₹ 1,600 lakhs as on 31st March, 2019) redeemable in five installments at the end of 6th , 7th, 8th, 9th and 10th year from the date of allotment i.e. 19th September, 2012 and secured by mortgage of immovable properties consisting of land measuring 20.74 acres and building at Kaithi and Seebpore Mouza at Burdwan District including Bungalows, Quarters, Offices etc at Luchipur Receiving Station area of 56,633.94 sqft under Seebpore circle.

22.2 (a) Includes term loan of ₹ 1,328.62 lakhs (₹ 1,769.54 lakhs as on 31st March, 2019) at 1 year MCLR plus 3.70% and is repayable after moratorium of two years from 1st April, 2012 in 9 years in thirty six equal quarterly installments and is secured by exclusive charge on assets of 1x12 MW plant project and immovable property consisting of Land of 20.10 acres at Dishergarh, District Burdwan and second pari passu charge on assets charged to secure Non Convertible Debentures of ₹ 10000 lakhs given in note 22.1 (a).

22.2 (b) Includes term loan of ₹ 4,492.53 lakhs (₹ 5,327.91 lakhs as on 31st March, 2019) at MCLR plus 1.40% and is repayable in 9 years from 10th September 2016 in equal quarterly installments and is secured by pari passu charge of entire fixed assets pertaining to 220/33 kv sub-station at J.K Nagar, Burdwan, both present and future.

22.2 (c) Includes term loan of ₹ 875.00 lakhs (₹ 2625 lakhs as on 31st March, 2019) at 1 year MCLR plus 1% repayable in 16 quarterly installments with effect from 8th December 2016 and is secured by exclusive first charge on movable and other fixed assets of Dishergarh Receiving Station, Parbelia Substation and Dishergarh Power Station of the Company both present and future and negative lien on certain immovable fixed assets.

22.2 (d) Includes term loan of ₹ 519.46 lakhs (₹ 579.70 lakhs as on 31st March, 2019) at 1 year MCLR plus 2.45% repayable in 40 quarterly installments with effect from 31st March 2016 and is secured by first pari passu charge with other financing banks/financial institution on the assets created/to be created out of the term loan, both present and future and exclusive fixed charge on certain fixed assets of the Company.

22.2 (e) Includes term loan of ₹ 17.55 lakhs (₹ 30.26 as on 31st March, 2019) at the rate of 8.80% repayable in 48 monthly installments is secured against the asset purchased out of the Loan

22.3 Represents loan from a body corporate repayable on 1st April, 2021 at nil rate of interest.

23 NON CURRENT FINANCIAL LIABILITY - TRADE PAYABLES

(₹ in lakhs)

Particulars	Note No.	As at 31st March, 2020	As at 31st March, 2019
Carried at amortised cost			
A) Total outstanding dues of micro enterprise and small enterprise		-	-
B) Total outstanding of Creditors other than micro enterprise and small enterprise	23.1	3,185.97	5,220.03
Total		**3,185.97**	**5,220.03**

Notes on Financial Statements for the year ended 31st March, 2020

23.1 Includes ₹ 2,913.08 lakhs (₹ 2,687.80 lakhs as on 31st March, 2019) accounted for on the basis of tariff rates (including fuel cost adjustments) charged by DVC on a provisional basis, pending issuance of revised tariff order by the Hon'ble Central Electricity Regulatory Commission (CERC) for the years 2006-07 to 2008-09, in terms of the directions issued by the Hon'ble Appellate Tribunal for Electricity (ATE). The Tariff fixed by CERC and the directions issued by the Hon'ble ATE has been challenged by DVC before the Hon'ble Supreme Court of India.

24 NON CURRENT FINANCIAL LIABILITY - OTHERS

(₹ in lakhs)

Particulars	Note No.	As at 31st March, 2020	As at 31st March, 2019
Carried at amortised cost			
Advance from consumers		3,185.78	2,939.41
Security deposit received from consumers	12.1	3,068.39	2,760.90
Total		**6,254.17**	**5,700.31**

25 NON CURRENT FINANCIAL LIABILITY- PROVISIONS

(₹ in lakhs)

Particulars	Note No.	As at 31st March, 2020	As at 31st March, 2019
Provision for employee benefits	50	370.78	343.90
Total		**370.78**	**343.90**

26 DEFERRED TAX LIABILITIES (NET)

The following is the analysis of deferred tax assets/(liabilities) presented in the Balance Sheet:

(₹ in lakhs)

Particulars	As at 31st March, 2020	As at 31st March, 2019
Deferred tax assets	1,955.06	1,916.07
Deferred tax liabilities	16,776.33	6,597.40
Deferred tax liabilities (net)	**14,821.27**	**4,681.33**

Significant component of net deferred tax liability and assets for the year ended 31st March 2020 are as follows:

(₹ in lakhs)

Particulars	Opening Balance	Recognised through Profit or loss	Recognised in/ reclassified from other comprehensive income	Closing Balance
Deferred tax assets in relation to:				
Provision for employee benefits	674.41	16.59	45.24	736.24
Voluntary retirement & other benefits allowable on amortisation basis	23.94	(10.71)	-	13.23
Mat credit	1,205.32	-	-	1,205.32
Receivable, loans and advances	0.25	0.02	-	0.27
Others	12.15	(12.15)	-	-
	1,916.07	**(6.25)**	**45.24**	**1,955.06**

Notes on Financial Statements for the year ended 31st March, 2020

(₹ in lakhs)

Particulars	Opening Balance	Recognised through Profit or loss	Recognised in/ reclassified from other comprehensive income	Closing Balance
Deferred tax liabilities in relation to:				
Property, plant and equipment	6,538.31	(10.24)	10,170.11	16,698.18
Unrealised gain/(loss) on security carried at fair value through P&L/OCI	17.10	2.21	-	19.31
Trade and other payables	41.99	16.85	-	58.84
	6,597.40	**8.82**	**10,170.11**	**16,776.33**
Total Deferred tax Liabilities (Net)	**4,681.33**	**15.07**	**10,124.87**	**14,821.27**

Significant component of net deferred tax liability and assets for the year ended 31st March 2019 are as follows:

(₹ in lakhs)

Particulars	Opening Balance	Recognised through Profit or loss	Recognised in/ reclassified from other comprehensive income	Closing Balance
Deferred tax assets in relation to:				
Provision for employee Benefits	628.58	(22.68)	68.51	674.41
Voluntary retirement & other benefits allowable on amortisation basis	30.71	(6.77)	-	23.94
Mat credit	1,205.32	-	-	1,205.32
Receivable, loans and advances	0.18	0.07	-	0.25
Others	28.27	(16.12)	-	12.15
	1,893.06	**(45.50)**	**68.51**	**1,916.07**
Deferred tax Liabilities in relation to:				
Property, plant and equipment	6,486.07	52.24	-	6,538.31
Unamortised borrowing cost	35.37	(35.37)	-	-
Unrealised gain/(loss) on security carried at fair value through P&L/OCI	15.19	1.91	-	17.10
Trade and other payables	196.14	(154.15)	-	41.99
	6,732.77	**(135.37)**	**-**	**6,597.40**
Total Deferred tax Liabilities (Net)	**4,839.71**	**(89.87)**	**(68.51)**	**4,681.33**

27 NON CURRENT LIABILITY - OTHERS

(₹ in lakhs)

Particulars	As at 31st March, 2020	As at 31st March, 2019
Advance from consumers	2,562.25	2,512.23
Deferred Credit for long term payable	-	290.79
Total	**2,562.25**	**2,803.02**

Notes on Financial Statements for the year ended 31st March, 2020

28 CURRENT - BORROWINGS

(₹ in lakhs)

Particulars	Note No.	As at 31st March, 2020	As at 31st March, 2019
Secured - from banks			
Repayable on demand -cash credit	28.1	13,418.15	12,201.79
Short term loan	28.2	1,018.40	-
Unsecured			
Inter corporate deposit	28.3	2,400.00	-
Total		**16,836.55**	**12,201.79**

28.1 (a) Includes ₹ 5,579.84 lakhs (₹ 5,479.47 lakhs as on 31st March, 2019) secured by first pari passu charge on current assets both present and future and second pari passu charge on fixed assets of the company charged against Non Convertible Debentures of ₹ 10,000 lakhs as given in note 22.1 (a).

28.1 (b) Includes ₹ 2,261.20 lakhs (₹ 2,436.76 lakhs as on 31st March, 2019) secured by first charge, ranking pari passu on current assets both present and future.

28.1 (c) Include ₹ 4,040.79 lakhs (₹ 3,011.89 lakhs as on 31st March, 2019) secured by first pari passu charge on current assets both present and future.

28.1 (d) Include ₹ 1,536.32 lakhs (₹ 1,273.67 lakhs as on 31st March, 2019) secured by first pari passu charge on current assets both present and future and exclusive charge on certain movable fixed assets of Dhasal sub-station.

28.2 Includes 1,018.40 lakhs (Nil as on 31st March, 2019) towards working capital demand loan secured by first pari passu charge on current assets both present and future and exclusive charge on certain movable fixed assets of Dhasal sub-station.

28.3 Includes 2,400 lakhs (Nil as on 31st March, 2019) Intercorporate Deposit taken during the year.

29 CURRENT FINANCIAL LIABILITY - TRADE PAYABLES

(₹ in lakhs)

Particulars	Note No.	As at 31st March, 2020	As at 31st March, 2019
A) Total outstanding dues of micro enterprises and small enterprises	29.1	26.52	55.16
B) Total outstanding dues of creditors other than micro enterprises and small enterprises		9,892.22	3,073.15
Total		**9,918.74**	**3,128.31**

29.1 Dues to Micro and Small Enterprise

The details of amount outstanding to micro and small enterprises as defined under Micro Small and Medium Enterprise Development Act, 2006 based on information available with the Company are given below:

(₹ in lakhs)

Particulars	As at 31st March, 2020	As at 31st March, 2019
a) the principal amount remaining unpaid to any supplier at the end of each accounting year including payable for purchase of capital goods (refer note 30);	111.54	322.07
b) the amount of interest paid by the buyer in terms of section 16 of the Micro, Small and Medium Enterprises Development Act, 2006 (27 of 2006), along with the amount of the payment made to the supplier beyond the appointed day during each accounting year;	-	-

Notes on Financial Statements for the year ended 31st March, 2020

29.1 Dues to Micro and Small Enterprise

The details of amount outstanding to micro and small enterprises as defined under Micro Small and Medium Enterprise Development Act, 2006 based on information available with the Company are given below:

(₹ in lakhs)

Particulars		As at 31st March, 2020	As at 31st March, 2019
c)	the amount of interest due and payable for the period of delay in making payment (which has been paid but beyond the appointed day during the year) but without adding the interest specified under the Micro, Small and Medium Enterprises Development Act, 2006;	-	-
d)	the amount of interest accrued and remaining unpaid at the end of each accounting year; and	46.78	24.09
e)	the amount of further interest remaining due and payable even in the succeeding years, until such date when the interest dues above are actually paid to the small enterprise, for the purpose of disallowance of a deductible expenditure under section 23 of the Micro, Small and Medium Enterprises Development Act, 2006.	-	-

30 CURRENT FINANCIAL LIABILITY - OTHERS

(₹ in lakhs)

Particulars	Note No.	As at 31st March, 2020	As at 31st March, 2019
Current maturity for long term borrowings	22.1& 22.2	4,694.97	5,412.06
Interest accrued but not due		305.07	327.72
Interest on consumer security deposit		619.10	524.39
Security deposit received		987.56	979.29
Payable for purchase of capital goods to micro enterprise and small enterprise	29.1	85.02	266.91
Payable for purchase of capital goods to creditors other than micro enterprises and small enterprises		952.20	839.34
Unpaid/unclaimed dividend	30.1 & 30.2	5.79	257.47
Total		**7,649.71**	**8,607.18**

30.1 Unclaimed dividend does not include any amount due and outstanding to be credited to Investor Education and Protection fund.

30.2 Unpaid dividend is ₹ Nil as against ₹ 250.72 lakhs as on 31st March 2019 which was kept in abeyance in view of SEBI exparte interim order dated 4th June, 2013 and paid during the year based on Securities Appellate Tribunal (SAT) order dated 3rd April 2019.

31 OTHER CURRENT LIABILITIES

(₹ in lakhs)

Particulars	As at 31st March, 2020	As at 31st March, 2019
Advance from consumers	161.09	362.37
Statutory dues payable	4,773.89	2,980.36
Deferred credit	1,051.53	2,137.02
Total	**5,986.51**	**5,479.75**

Notes on Financial Statements for the year ended 31st March, 2020

32 CURRENT LIABILITY - PROVISIONS

(₹ in lakhs)

Particulars	Note No.	As at 31st March, 2020	As at 31st March, 2019
Provision for employee benefits	50	1,756.34	1,605.35
Total		**1,756.34**	**1,605.35**

33 REVENUE FROM OPERATIONS

(₹ in lakhs)

Particulars	Note No.	Year ended 31st March, 2020	Year ended 31st March, 2019
Sale of energy	33.1	47,808.66	47,976.78
Other operating revenues	33.2	302.82	4,352.88
Total		**48,111.48**	**52,329.66**

33.1.1 Regulatory

Particulars	Year ended 31st March, 2020	Year ended 31st March, 2019
Sale of energy (₹ In Lakhs)	45,329.68	43,966.07
Sale of energy (in Kwh)	845144527	787486316

33.1.2 Non Regulatory

Particulars	Year ended 31st March, 2020	Year ended 31st March, 2019
Sale of energy (₹ In Lakhs)	2,478.98	4,010.70
Sale of energy (in Kwh)	67229469	102938697

33.2 Other operating revenues includes

(₹ in lakhs)

Particulars	Year ended 31st March, 2020	Year ended 31st March, 2019
Meter rent	28.64	28.73
Delayed payment charges	70.58	121.68
Liabilities no longer required written back	171.45	4,186.55
Miscellaneous income	32.15	15.92
Total	**302.82**	**4,352.88**

34 OTHER INCOME

(₹ in lakhs)

Particulars	Note No.	Year ended 31st March, 2020	Year ended 31st March, 2019
Interest income on investment in bonds and securities - non current	34.1 & 34.3	13.01	18.58
Interest income on deposits and others	34.1 & 34.3	1,453.01	1,192.56

Notes on Financial Statements for the year ended 31st March, 2020

34 OTHER INCOME (CONTD.)

(₹ in lakhs)

Particulars	Note No.	Year ended 31st March, 2020	Year ended 31st March, 2019
Interest on income tax refund		8.12	51.37
Interest income on unwinding of financial instruments	34.3	1,100.21	617.61
Gain on fair valuation of mutual funds	34.4	11.06	9.46
Gain on foreign exchange fluctuation		13.86	15.99
Dividend income on non current investments		2.01	2.52
Profit on sale of investments - non current	34.5	170.32	72.85
Rent received		6.73	2.83
Insurance claim received		3.69	-
Gain/(loss) on sale of rights/assets (net)	34.2	-	419.55
Profit on sale of stores/scrap		25.50	131.06
Miscellaneous income		0.92	1.83
Total		**2,808.44**	**2,536.21**

34.1 Interest income includes ₹ 49.90 lakhs (previous year ₹ 63.42 lakhs) being interest received/accrued during the year on reserve for Unforeseen Exigencies Investment, which has been appropriated to Reserve for unforeseen exigencies - Interest in terms of Tariff Regulations as given below:

(₹ in lakhs)

Particulars	Year ended 31st March, 2020	Year ended 31st March, 2019
Interest accrued and received during the year	42.35	25.94
Interest accrued during the year but not received	7.55	37.48
Total	**49.90**	**63.42**

34.2 Includes ₹ nil (Previous year ₹ 427.52 lakhs) accrued as revenue on transfer of windmill business in the state of Rajasthan on a going concern basis by way of a slump sale.

(₹ in lakhs)

34.3

Particulars	Year ended 31st March, 2020	Year ended 31st March, 2019
Interest Income on assets carried at amortised cost		
Interest income on investment in bonds and securities - non current	13.01	18.58
Interest income on deposits and others	1,453.01	1,192.56
Interest income on unwinding of financial instruments	1,100.21	617.61

(₹ in lakhs)

34.4

Particulars	Year ended 31st March, 2020	Year ended 31st March, 2019
Gain/(Loss) on assets carried at FVTPL		
Gain on fair valuation of mutual funds	11.06	9.46

Notes on Financial Statements for the year ended 31st March, 2020

(₹ in lakhs)

34.5

Particulars	Year ended 31st March, 2020	Year ended 31st March, 2019
Gain/Loss on assets carried at FVTOCI		
Profit on sale of investments - non current	170.32	72.85

35 COST OF COAL CONSUMED

(₹ in lakhs)

Particulars	Year ended 31st March, 2020	Year ended 31st March, 2019
Opening stock	85.04	313.33
Add: Coal received	-	759.99
Less: Closing stock	85.04	85.04
Coal consumed	**-**	**988.28**

35.1

Particulars	Year ended 31st March, 2020	Year ended 31st March, 2019
Opening stock (MT)	3,651.56	11,716.82
Add: Coal received (MT)	-	25,500.51
Less: Closing stock (MT)	3,651.56	3,651.56
Coal consumed (MT)	**-**	**33,565.77**

36 ENERGY PURCHASE

(₹ in lakhs)

Particulars	Year ended 31st March, 2020	Year ended 31st March, 2019
Energy purchase	33,844.70	32,652.69
Total	**33,844.70**	**32,652.69**

36.1

Particulars	Year ended 31st March, 2020	Year ended 31st March, 2019
Purchase of energy (in kwh)	875464550	792850705

36.2 Refer note 44.2 for Claim by one of the input energy supplier for arrear charges.

37 LEASE RENT

(₹ in lakhs)

Particulars	Note No.	Year ended 31st March, 2020	Year ended 31st March, 2019
Lease rent of wind mill	46.2	1,050.63	3,252.76
Total		**1,050.63**	**3,252.76**

Notes on Financial Statements for the year ended 31st March, 2020

38 EMPLOYEE BENEFITS EXPENSE

(₹ in lakhs)

Particulars	Note No.	Year ended 31st March, 2020	Year ended 31st March, 2019
Salaries and wages	38.1	4,240.41	4,225.97
Contributions to provident and other funds		499.78	519.76
Staff welfare expenses		161.85	164.61
Total		**4,902.04**	**4,910.34**

(₹ in lakhs)

38.1

Particulars	Note No.	Year ended 31st March, 2020	Year ended 31st March, 2019
Exclude amounts incurred for work for consumers and capital jobs	45	171.74	164.49
Include voluntary retirement compensation paid		5.00	30.28

39 FINANCE COSTS

(₹ in lakhs)

Particulars	Year ended 31st March, 2020	Year ended 31st March, 2019
Interest	4,150.02	7,100.45
Interest on lease liability	233.05	-
Other borrowing costs	178.46	342.69
Total	**4,561.53**	**7,443.14**

40 DEPRECIATION AND AMORTISATION EXPENSE

(₹ in lakhs)

Particulars	Note No.	Year ended 31st March, 2020	Year ended 31st March, 2019
Depreciation	5	2,871.79	1,580.26
Amortisation	6	38.48	32.14
Total		**2,910.27**	**1,612.40**

41 OTHER EXPENSES

(₹ in lakhs)

Particulars	Note No	Year ended 31st March, 2020		Year ended 31st March, 2019	
Consumption of stores and spare parts			171.65		185.16
Repairs					
Buildings		167.92		196.27	
Machinery		9.30		31.35	
Transmission and distribution network		156.19		242.25	
Others		273.45	606.86	391.40	861.27
Coal and ash handling charges			-		73.61
Loss on discard/sale of property, plant and equipment (Net)			12.63		-

Notes on Financial Statements for the year ended 31st March, 2020

41 OTHER EXPENSES (CONTD.)

(₹ in lakhs)

Particulars	Note No	Year ended 31st March, 2020		Year ended 31st March, 2019	
Rent	46.1		10.22		7.70
Rates and taxes			58.25		58.23
Insurance			122.16		104.50
Auditors' remuneration					
Audit fees		16.52		16.52	
For certification		20.41	36.93	18.59	35.11
Directors' fees			10.70		11.75
Commission to directors			28.00		26.85
Allowance for bad and doubtful debts (net)	12.4		14.41		40.87
Corporate social responsibility			72.30		88.17
Legal and professional expenses			1,038.91		736.21
Miscellaneous expense			960.21		923.87
Total			**3,143.23**		**3,153.30**

42 OTHER COMPREHENSIVE INCOME

Break up Other Comprehensive Income accounted for is detailed below: (₹ in lakhs)

Particulars	Year ended 31st March, 2020	Year ended 31st March, 2019
Gain on fair valuation beneficial interest in Power Trust	260.82	512.72
Loss on fair valuation equity instruments	(561.29)	(16.09)
Gain on revaluation	54,897.24	-
Remeasurement gains/(losses) on defined benefit plans	(129.47)	(196.06)
Total	**54,467.30**	**300.57**

43 TAXES

(a) The major components of income tax expense for the year are as under: (₹ in lakhs)

Particulars	Year ended 31st March, 2020	Year ended 31st March, 2019
(i) Income tax recognised in the Statement of Profit and Loss		
Current tax:		
- Current year	1,160.00	1,006.00
Deferred tax	15.07	(89.87)
Total Income tax expenses recognised in statement of profit and loss	**1,175.07**	**916.13**
(ii) Income tax expense recognised in OCI		
Deferred tax expense on remeasurement of defined benefit plans	(45.24)	(68.51)
Deferred tax on revaluation of land	10,170.11	-
Income tax expense recognised in OCI	**10,124.87**	**(68.51)**

Notes on Financial Statements for the year ended 31st March, 2020

(b) Reconciliation of tax expense

(₹ in lakhs)

Particulars	Year ended 31st March, 2020	Year ended 31st March, 2019
Profit before tax	2,843.58	2,785.98
Statutory income tax rate of 34.994% (31st March 2019: 34.994%)	995.08	974.93
Less: Exemptions/Deductions		
Dividend	(0.70)	(0.88)
Add: Non Deductible expenses for tax purpose		
CSR Expenditure	25.30	30.85
Add/(less) Others	155.39	(88.77)
At effective income tax rate	**1,175.07**	**916.13**
Income tax expense reported in the statement of profit and loss	**1,175.07**	**916.13**

44 (a) CONTINGENT LIABILITIES AND COMMITMENTS

(to the extent not provided for) (₹ in lakhs)

	Particulars	Note No.	31st March, 2020	31st March, 2019
44.1	**Contingent Liabilities**			
	a) Demand from Service tax authorities for 2008-09 to 2012-13 against which Company's appeal is pending		21.49	21.49
	b) Claim by one of the consumers pending litigation		2,939.93	2,939.93
	c) Unexpired Letter of Credit for purchase of power		419.48	353.88
	d) Bank Guarantee	44.4	1,393.00	1,393.00
	Bank Guarantee	44.5	500.00	500.00
	Bank Guarantee	44.6	-	192.07
	Bank Guarantee	44.7	171.80	171.80
	Bank Guarantee	44.8	472.76	-
	Bank Guarantees - Others		34.61	35.27
44.2	Claim of ₹.6,437.47 lakhs and ₹ 18,627.37 lakhs by one of the Input Energy Supplier for arrear charges and increase in tariff rate respectively against energy purchased in earlier years and current year for which review petition of input supplier is pending before Tribunal. Such charges in the event of being held to be payable are recoverable from customers and as such it does not have any material impact on the working results of the Company.			
44.3	The Company's pending litigations comprises of claim against the Company and proceedings pending with tax/ statutory/Government Authorities. The Company has reviewed all its pending litigation and proceedings and has made adequate provisions, and disclosed the contingent liabilities, wherever applicable, in its financial statements. The Company does not expect the outcome of these proceedings to have a material impact on its financial position. Future cash outflows in respect of 44.1(a) above are determinable only on receipt of judgement/ decisions pending with various forums/ authorities.			
44.4	Given to FA & CAO Eastern Railways Kolkata as performance bank guarantee for 132 kv power supply to Eastern Railway Pandeweswar			

Notes on Financial Statements for the year ended 31st March, 2020

(₹ in lakhs)

	Particulars	31st March, 2020	31st March, 2019
44.5	Given to Odisha Electricity Regulatory Commission for Central Electricity Supply Utility of Odisha bid guarantee.		
44.6	Given to West Bengal State Electricity Transmission Company Limited for construction of 220 kv transmission line for LILO of STPS-Durgapur 220 kv S/C line at JK Nagar		
44.7	Given to Ministry of Infrastructure and Energy , Tirana Albania for Albania solar plant bid guarantee.		
44.8	Pre bid Performance guarantee given to Madhya Pradesh Paschim Kshetra Vidyut Vitaran Company Ltd.		

44 (b) COMMITMENT

Estimated amount of contracts remaining to be executed on capital account and not provided for (net of advances of ₹ 116.28 lakhs, ₹ 36.86 lakhs as on 31st March, 2019)	894.90	1,056.56

44 (c) The Company had given Corporate Guarantee on 23rd September, 2016 in favour of lenders of Meenakshi Energy Limited (MEL) for the outstanding loan amount (₹ 2,79,963.76 lakhs as on March 31, 2019) subject to WBERC approval. WBERC has declined the approval vide their letter dated November 10, 2017, which has been accordingly intimated to the lenders. Accordingly the lenders of MEL were informed that the Corporate Guarantee given earlier is void. {Refer note 7.3 (a)}.

Lenders of MEL on 20th December, 2017 demanded ₹ 93.58 crores from IPCL against the Corporate Guarantee which is sub-judice.

44 (d) Corporate guarantee given in 44 (c) above are in the nature of insurance contract.

45 Capital work in progress includes cost of equipments and other civil and construction cost amounting to ₹ 6,912.76 lakhs (₹ 6,045.78 lakhs as on 31.03.2019) and pre-operative expenses as detailed below:

(₹ in lakhs)

Particulars	31st March, 2020	31st March, 2019
Brought forward from previous year	735.27	161.80
Interest expense	477.59	313.16
Salaries and wages	171.74	164.49
Watch & ward	50.75	39.86
Vehicle running	19.23	27.54
Consultancy charge	20.71	78.87
Miscellaneous	3.87	0.99
	1,479.16	786.71
Less: Allocated to property, plant and equipment	39.43	51.44
Carried forward	**1,439.73**	**735.27**

46 IN THE CAPACITY OF LESSEE

46.1 Certain premises has been obtained on lease. The term for premises is less than 1 year and is renewable as per mutual agreement.

46.2 The Company has taken certain equipment on a lease basis.

Significant features of aforesaid lease arrangements are as follows:

i) The Company will pay the lease rent over the lease period . The lease rent is calculated on revenue receipt subject to minimum lease payment.

ii) Upon the expiry of the lease period by efflux of time, the lessor, may agree to have the lease renewed for a secondary lease period.

iii) There are no restrictions imposed on the Company by the existing lease agreements.

Notes on Financial Statements for the year ended 31st March, 2020

46.3 The Company has taken certain land and equipment on Lease (refer note 2.8). Carrying value of land taken on lease is ₹ 32,569.22 lakhs (₹ 1,547.99 lakhs as on 31st March, 2019) and carrying value of equipments taken on lease is ₹ 1,732.39 (₹ Nil as on 31st March, 2019). The Company is scheduled to pay lease rental as follows:

(₹ in lakhs)

Particulars		31st March, 2020	Present Value of MLP	31st March, 2019	Present Value of MLP
(i)	Not later than one year	726.74	670.09	2.73	-
(ii)	Later than one year and not later than 5 years	1,820.96	1,400.65	10.94	0.02
(iii)	Later than 5 years	157.36	22.58	159.60	20.67

46.4 The Company has not made any sublease arrangement with other parties.

46.5 The Company has recognised an amount of ₹ 1,050.63 lakhs (previous year ₹ 3,252.76 lakhs) towards lease rent (note 37) and ₹ 10.22 lakhs (previous year ₹ 7.70 lakhs) for rent of premises (note 41) for the year.

47 RELATED PARTY DISCLOSURES

Related parties have been identified in terms of Ind As 24 on "Related Party Disclosure" as listed below :

List of Related Parties where control exists and also other Related Party with whom transactions have taken place and relationships:

Name of the Related Party	Relationship
India Power Corporation (Bodhgaya) Limited	Wholly owned Subsidiary till 7th November 2019
IPCL Pte. Ltd.	Wholly owned Subsidiary
Saranyu Power Trading Private Limited	Subsidiary till 16th September 2018
Meenakshi Energy Limited	Subsidiary till 6th November, 2019
Green Utility Private Limited (formerly known as India Power Green Utility Private Limited)	Wholly owned Subsidiary till 16th September 2018
Matsya Shipping & Ports Private Limited	Joint Venture w.e.f. 27th March 2017 to 25th February 2019 and Enterprise over which KMP is able to exercise significant influence till 3rd September 2019
Arka Energy B.V.	Joint Venture of IPCL Pte. Ltd. w.e.f. 7th May 2019
Arkeni Solar sh.p.k	Wholly owned Subsidiary of Arka Energy B.V. w.e.f. 23rd May 2019
India Uniper Power Services Private Limited	Joint Venture
PL Sunrays Power Limited	Subsidiary of Green Utility Private Limited
PL Solar Renewable Limited	Subsidiary of Green Utility Private Limited
PL Surya Vidyut Limited	Subsidiary of Green Utility Private Limited
Khaitan & Co. LLP	Enterprise over which KMP is able to exercise significant influence
Khaitan & Co.	Enterprise over which KMP is able to exercise significant influence

Key Management Personnel	Relationship
Mr. Amit Kiran Deb	Independent Director and Chairman w.e.f closure of Board meeting on 4th February, 2020
Mr. Hemant Kanoria	Chairman & Non Executive Director till closure of Board meeting on 4th February, 2020
Mr. Sunil Kanoria	Vice Chairman till 7th October 2018
Mr. Nand Gopal Khaitan	Independent Director
Mr. Tantra Narayan Thakur	Independent Director

Notes on Financial Statements for the year ended 31st March, 2020

47 RELATED PARTY DISCLOSURES (CONTD.)

Key Management Personnel	Relationship
Mr. Debi Prasad Patra	Independent Director
Mr. S. Sundareshan	Independent Director till 12th February, 2019
Ms. Dipali Khanna	Independent Director
Mr. Jyoti Kumar Poddar	Non - Executive Director
Mr. Raghav Raj Kanoria	Managing Director
Mr. Asok Kumar Goswami	Whole time Director till 29th March, 2019
Mr. Sanjeev Seth	Chief Executive Officer
Mr. Sushil Kr. Agarwal	Chief Financial Officer till 1st October 2018
Mr. Amit Poddar	Chief Financial Officer w.e.f. 5th February 2019
Mr. Prashant Kapoor	Company Secretary

Relative of Key Management Personnel	
Ms Neeru Seth	Spouse of Mr. Sanjeev Seth
Ms Tara Devi Poddar	Mother of Mr. Amit Poddar
Ms Nitu Kapoor	Spouse of Mr. Prashant Kapoor

47.1 Details of amount due to or from Related Parties:

(₹ in lakhs)

Particulars	Note No.	31st March, 2020	31st March, 2019
Outstanding Balance			
Loans Given			
India Power Corporation (Bodhgaya) Limited		-	2,229.71
IPCL Pte. Limited		605.76	474.15
Meenakshi Energy Limited		-	3,094.42
Investments			
Equity			
India Power Corporation (Bodhgaya) Limited		-	10.00
IPCL Pte Limited		5.94	5.94
India Uniper Power Services Private Limited		352.50	352.50
Meenakshi Energy Limited		-	10,023.41
Interest Receivable			
India Power Corporation (Bodhgaya) Limited		-	132.87
IPCL Pte Limited		46.92	40.20
Meenakshi Energy Limited		-	455.62
Advance Receivable			
Key Management Personnel		31.06	20.24

Notes on Financial Statements for the year ended 31st March, 2020

47.1 Details of amount due to or from Related Parties: (Contd.)

(₹ in lakhs)

Particulars	Note No.	31st March, 2020	31st March, 2019
Payable for Services/Supply			
Key Management Personnel		-	14.63
Relative of Key Management Personnel		2.47	2.47
Enterprise over which KMP are able to exercise significant influence		22.92	25.27
Director commission		28.00	25.85
Corporate Guarantee Outstanding			
Meenakshi Energy Limited	44 (c)	-	2,79,963.76

47.2 Details of transactions with Related Parties during the year:

(₹ in lakhs)

Particulars	Year ended 31st March, 2020	Year ended 31st March, 2019
Loan given		
India Power Corporation (Bodhgaya) Limited	149.72	8,419.20
IPCL Pte Limited	131.61	9.56
Meenakshi Energy Limited	-	100.00
Green Utility Private Limited	-	360.30
Loan repaid		
India Power Corporation (Bodhgaya) Limited	410.00	6,461.61
Matsya Shipping & Ports Private Limited	-	5.00
Green Utility Private Limited	-	154.83
Meenakshi Energy Limited	-	100.00
Advance given		
Key Management Personnel	17.49	35.86
Inter Corporate deposit received		
Saranyu Power Trading Private Limited	-	408.00
Refund of advance given		
Key Management Personnel	6.66	17.54
Inter Corporate deposit refund		
Saranyu Power Trading Private Limited	-	273.00
Interest income		
India Power Corporation (Bodhgaya) Limited	171.47	152.86
IPCL Pte Limited	46.92	41.17
Matsya Shipping & Ports Private Limited	-	0.64
Meenakshi Energy Limited	243.57	402.49
Green Utility Private Limited	-	60.02
Sale of Investment		
Sarvam Investment Private Limited	-	0.50

Notes on Financial Statements for the year ended 31st March, 2020

47.2 Details of transactions with Related Parties during the year: (Contd.)

(₹ in lakhs)

Particulars	Year ended 31st March, 2020	Year ended 31st March, 2019
Interest expense		
Saranyu Power Trading Private Limited	-	29.85
Power Purchase and Subscription		
Saranyu Power Trading Private Limited	-	6,907.89
Services		
Key Management Personnel	325.79	392.25
Relative of Key Management Personnel	30.00	18.00
Enterprise over which KMP are able to exercise significant influence.	66.96	21.18
Director sitting fee	10.70	11.75
Director commission	28.00	26.85
Corporate Social Responsibility Expense		
Enterprise over which KMP are able to exercise significant influence.	-	50.00
Purchase of Store Material		
India Power Corporation (Bodhgaya) Limited	-	104.00
Reimbursement against expense		
India Uniper Power Services Private Limited	-	0.66

47.3 Details of transactions with Key Management Personnel during the year

(₹ in lakhs)

Particulars	Year ended 31st March, 2020	Year ended 31st March, 2019
Remuneration to Key Management Personnel of the Company		
Short term employee benefits	325.79	392.25
Post employment benefit	5.62	6.28
Long term employment benefit	7.29	10.41

48 SEGMENT REPORTING

Company's business activities involves power generation, power distribution and other strategic activities. The Company's organisational structure and governance processes are designed to support effective management of multiple segment while retaining focus on each one of them. The segments of Company are well organised and internal records are separately maintained for each segment. Further management reviews each segment independently to make decisions about resource allocation and performance measurement.

During the year, the Company has reviewed and revised classification of Regulated Business and Non-Regulated Business as separate business segment as till previous year the Company aggregated them under larger segment of "Generation and Distribution of Power in India". Chief Operating Decision Maker has decided to present Regulated Business and Non Regulated Business as a separate segment to provide better understanding to the users of the Financial Statements.

The operation of the Company consist of two segments, namely :

a. Regulated Business, which consist of power distribution business (including thermal power generation which exclusively supply power for distribution business) in Asansol, West Bengal (licensed area) regulated by West Bengal Electricity Regulatory Commission;

Notes on Financial Statements for the year ended 31st March, 2020

b. Non Regulated business, consists of (i) all business which are not covered under clause (a), (ii) power generation business carried on by the Company through other entities, (iii) investment activity & related financial activity, among others, transactions of strategic interest with and loans provided & advances given to the entities such as Meenakshi Energy Ltd, India Power Corporation (Bodhgaya) Ltd, IPCL Pte. Ltd, Devi Trading and Holding Pvt. Ltd, Green Utility Pvt. Ltd, JFC Finance (India) Ltd (corresponding advance received from Rankini Power Generation Pvt. Ltd) , (iv) Beneficial interest in Power Trust including receivable from Power Trust.

Regulatory division is managed and operated in adherence of regulations issued by West Bengal Electricity Regulatory Commission and all the activities carried out in this division is strictly governed by WBERC and thus it is independent of Non-Regulated Business. The assets and liabilities of Regulated division are also earmarked and cannot be used for any other purpose.

Non Regulated business of the company are independent and has no bearing with the Regulated business. All rights, obligations, liabilities, profits or losses of Non Regulated Business arising from any contract, financial transaction, financial commitment (including corporate guarantee) or any statute or under any Act is solely attributable to Non Regulated segment. Any demand &/or loss (present &/or future), pertaining to Non Regulated Business, arising out of any activity, including inter-alia, investment activity or acquisition activity starting from the acquisition of the investments and from its further operations will be the liability of the Non Regulated business division only and to be settled utilising the funds of Non Regulated Business &/or from its assets.

(₹ in lakhs)

Particulars	Year ended 31st March, 2020	Year ended 31st March, 2019
Segment Revenue		
Regulated operation	47,968.56	50,250.79
Non Regulated operation	2,478.98	4,011.89
Less: intersegment revenue	-	-
Revenue/income from operations (including net movement in Regulatory Deferral Balances)	**50,447.54**	**54,262.68**
Segment Results		
Regulated operation	6,307.47	8,638.75
Non Regulated operation	1,097.64	1,590.37
Total	7,405.11	10,229.12
Less: Finance costs	4,561.53	7,443.14
Profit before tax	**2,843.58**	**2,785.98**
Segment Assets		
Regulated operation	1,29,390.91	67,347.04
Non Regulated operation	1,27,862.58	1,23,962.09
Total Assets	**2,57,253.49**	**1,91,309.13**
Segment Liabilities		
Regulated operation	91,438.67	74,042.88
Non Regulated operation	3,353.48	902.57
Total Liabilities	**94,792.15**	**74,945.45**

Notes on Financial Statements for the year ended 31st March, 2020

Reconciliation of Revenue

(₹ in lakhs)

Particulars	Year ended 31st March, 2020	Year ended 31st March, 2019
Revenue from operations	48,111.48	52,329.66
Add/(less) Net movement in regulatory deferral balances	2,336.06	1,933.02
Total Segment Revenue as reported above	**50,447.54**	**54,262.68**

During the year sale to individual consumers above 10% of the sale is ₹ 11,933.13 lakhs (previous year ₹ 5,676.46 lakhs).

49 EARNINGS PER EQUITY SHARE

Particulars	Basic and Diluted excluding Regulatory income/(expense)		Basic and Diluted including Regulatory income/(expense)	
	Year ended 31st March, 2020	Year ended 31st March, 2019	Year ended 31st March, 2020	Year ended 31st March, 2019
Profit after tax (₹ In lakhs)	148.76	612.30	1,668.51	1,869.85
Number of equity shares	973789640	973789640	973789640	973789640
Number of equity shares in Share Capital Suspense Account (Note 4.1)	604143449	604143449	604143449	604143449
Total number of shares	1577933089	1577933089	1577933089	1577933089
Earning per share (Basic and Diluted) (₹)	0.01	0.04	0.11	0.12
Face value per equity share (₹)	1	1	1	1

50 EMPLOYEE BENEFITS

Gratuity (Funded)

The Company's gratuity scheme, a defined benefit plan, covers the eligible employees and is administered through a gratuity fund trust. Such gratuity fund, whose investments are managed by Life Insurance Corporation of India(LICI), make payments to vested employees on their cessation of employment, death or incapacitation of an amount based on the respective employee's salary and tenure of employment subject to a maximum limit of ₹.20.00 lakhs. Vesting occurs upon completion of five years of service.

The weighted average duration of the defined benefit obligation as on 31st March, 2020 is 6 years (5 years as on 31st March, 2019).

Post Retirement Obligation -Lump sum payment in lieu of Pension (Unfunded)

The Company has a defined benefit plan which covers certain categories of employees for providing a lump sum amount at various scales to the vested employee or his nominee upon retirement, death or cessation of service based on tenure of employment. Vesting occurs upon completion of 20 years of service.

The weighted average duration of the defined benefit obligation as on March 31, 2020 is 5 years (5 years as on 31st March, 2019).

50.1 Employee benefit obligation

(₹ in lakhs)

Particulars	As at 31st March, 2020		As at 31st March, 2019	
	Current	Non-current	Current	Non-current
Gratuity (funded)	1,687.77	-	1,548.67	-
Pension	8.40	44.14	5.73	47.60
Total	**1,696.17**	**44.14**	**1,554.40**	**47.60**

Notes on Financial Statements for the year ended 31st March, 2020

50.2 Reconciliation of opening and closing balances of the present value of defined benefit obligations

(₹ in lakhs)

Particulars	Funded				Unfunded	
	Gratuity		Superannuation Fund		Lump sum payment in lieu of Pension	
	As at 31st March, 2020	As at 31st March, 2019	As at 31st March, 2020	As at 31st March, 2019	As at 31st March, 2020	As at 31st March, 2019
Opening balance	1,580.48	1,469.48	-	25.62	53.33	54.14
Current service cost	74.53	78.57	-	-	1.92	1.98
Interest cost	112.20	102.34	-	-	3.70	3.83
Plan amendments	-	-	-	-	-	-
Actuarial (gain)/loss	135.51	176.01	-	-	1.63	0.86
Benefits paid	(169.03)	(245.92)	-	(25.62)	(8.04)	(7.48)
Closing balance	1,733.69	1,580.48	-	-	52.54	53.33

50.3 Reconciliation of opening and closing balances of the fair value of plan assets

(₹ in lakhs)

Particulars	Gratuity		Superannuation Fund	
	As at 31st March, 2020	As at 31st March, 2019	As at 31st March, 2020	As at 31st March, 2019
Opening balance	31.80	44.17	-	8.37
Expected return on Plan Assets	10.20	2.78	-	-
Actuarial gain/(loss)	-	-	-	-
Contribution	172.94	230.77	-	-
Benefits paid	(169.03)	(245.92)	-	(8.37)
Closing balance	45.91	31.80	-	-

50.4 Amount recognised in Balance Sheet

(₹ in lakhs)

Particulars	Funded		Unfunded	
	Gratuity		Lump sum payment in lieu of Pension	
	As at 31st March, 2020	As at 31st March, 2019	As at 31st March, 2020	As at 31st March, 2019
Present value of obligation	(1,733.69)	(1,580.47)	(52.54)	(53.33)
Fair Value of Plan Assets	45.91	31.80	-	-
Net Asset/(Liability)	(1,687.78)	(1,548.67)	(52.54)	(53.33)

Notes on Financial Statements for the year ended 31st March, 2020

50.5 Amount recognised in Statement of Profit and Loss

(₹ in lakhs)

Particulars	Gratuity		Lump sum payment in lieu of Pension	
	Year ended 31st March, 2020	Year ended 31st March, 2019	Year ended 31st March, 2020	Year ended 31st March, 2019
Current service cost	74.53	78.57	1.92	1.98
Past Service Cost- Plan Amendment	-	-	-	-
Interest cost	109.67	102.34	3.70	3.83
Expected return on Plan Assets	-	(2.78)	-	-
Recognised in Profit and Loss Account	184.20	178.13	5.62	5.81
Under	Contribution to Provident and Other Funds		Salaries, Wages and Bonus	

50.6 Amount recognised in the statement of Other Comprehensive Income

(₹ in lakhs)

Particulars	Gratuity		Superannuation Fund		Lump sum payment in lieu of Pension	
	Year ended 31st March, 2020	Year ended 31st March, 2019	Year ended 31st March, 2020	Year ended 31st March, 2019	Year ended 31st March, 2020	Year ended 31st March, 2019
Net Cumulative unrecognised actuarial (gain)/ loss opening	803.29	627.28	94.13	94.13	32.72	31.86
Experience adjustments on Plan Assets (Gains)/ Loss	-	-	-	-	-	-
Actuarial(gain)/ loss for the year	135.51	176.01	-	-	1.63	0.86
Unrecognised actuarial (Gain)/Loss at the end of the year	938.80	803.29	94.13	94.13	34.35	32.72

50.7 Experience adjustment on Plan Liabilities and Assets

(₹ in lakhs)

Particulars	Gratuity		Lump sum Payment in lieu of pension	
	As at 31st March, 2020	As at 31st March, 2019	As at 31st March, 2020	As at 31st March, 2019
Defined benefit obligations	1,733.69	1,580.48	52.54	53.33
Plan assets	45.91	31.80	-	-
Surplus/(Deficit)	(1,687.78)	(1,548.68)	(52.54)	(53.33)
Experience adjustments on Plan liabilities (Gains)/Loss	68.06	168.04	0.63	0.63
Experience adjustments on Plan Assets Gains/ (Loss)	-	-	-	-
Actuarial (gain)/loss on Plan liabilities due to change of assumptions	67.44	7.97	0.23	0.23

Notes on Financial Statements for the year ended 31st March, 2020

50.8 Breakup of Actuarial gain/loss:

(₹ in lakhs)

Particulars	Gratuity		Lump sum Payment in lieu of pension	
	Year ended 31st March, 2020	Year ended 31st March, 2019	Year ended 31st March, 2020	Year ended 31st March, 2019
Actuarial (gain)/loss on arising from change in demographic assumption	-	-	-	-
Actuarial (gain)/loss on arising from change in financial assumption	67.44	7.97	1.79	0.63
Actuarial (gain)/loss on arising from experience adjustment	68.06	168.04	(0.16)	0.23
Total	135.50	176.01	1.63	0.86

50.9 Sensitivity analysis

(₹ in lakhs)

Particulars	Gratuity		Lump sum Payment in lieu of pension	
	Year ended 31st March, 2020	Year ended 31st March, 2019	Year ended 31st March, 2020	Year ended 31st March, 2019
Impact of the change in discount rate				
-increase of 1 %	(83.82)	(75.55)	(2.22)	(2.26)
-decrease of 1 %	94.18	85.21	2.45	2.49
Impact of the change in salary increase				
-increase of 1 %	93.18	85.22	-	-
-decrease of 1 %	(84.33)	(77.16)	-	-
Impact of Change in withdrawal rate				
-increase of 2 %	18.42	25.16	(4.57)	(4.71)
-decrease of 2 %	(2.06)	(2.42)	0.04	0.04
Impact of Change in Mortality rate				
-increase of 10 %	-	-	-	-
-decrease of 10 %	-	-	-	-

Gratuity fund is maintained with LIC and HDFC

50.10 Principal Actuarial Assumptions used for estimating the Company's Defined benefit obligations are set out below:

Particulars	Gratuity		Lump sum Payment in lieu of pension	
	Year ended 31st March, 2020	Year ended 31st March, 2019	Year ended 31st March, 2020	Year ended 31st March, 2019
Discount rate	6.70	7.50	6.70	7.50
Expected rate of increase in salary	5.00	5.00	-	-
Expected rate of return of plan assets	6.70	7.50	-	-
Mortality rate	IALM* (2006-08) ultimate	IALM* (2006-08) ultimate	IALM* (2006-08) ultimate	IALM* (2006-08) ultimate

*IALM- Indian Assured Lives Mortality

These assumptions were developed by management with the assistance of independent actuarial appraisers. Discount factors are determined close to each year-end by reference to government bonds of relevant economic markets and that have terms to maturity approximating to the terms of the related obligation. Other assumptions are based on management's historical experience.

Notes on Financial Statements for the year ended 31st March, 2020

50.11 The contribution to the defined benefit plans expected to be made by the Company during the annual period beginning after the Balance Sheet date is yet to be reasonably determined.

51 During the year ₹ 301.57 lakhs has been recognised as expenditure towards defined contribution plans of the company (previous Year ₹ 305.96 lakhs)

52 Financial Instrument-(Financial Assets and Financial Liabilities)

52.1 Categories of Financial Instruments

Details with respect to financial assets and financial liabilities are as follows:

(₹ in lakhs)

Particulars	Note No.	As at 31st March, 2020			As at 31st March, 2019		
		FVTPL	FVTOCI	Amortised Cost	FVTPL	FVTOCI	Amortised Cost
Financial Assets							
Investments							
-Equity Investments (other than in Subsidiaries and joint venture)	7.1	-	9,472.22	-	-	0.05	-
- Bonds and debentures	7.1	-	2.50	99.05	-	2.50	159.05
- Mutual funds	7.1	204.00	-	-	190.92	-	-
- Government securities	7.1	-	-	2.92	-	-	2.92
Trade receivables	12	-	-	6,471.30	-	-	5,191.92
Loans	8, 15 & 16	-	-	11,611.64	-	-	10,350.40
Cash and cash equivalents	13 & 14	-	-	4,465.54	-	-	561.06
Fixed deposit	9 &14	-	-	1,405.64	-	-	1,954.29
Beneficial interest in Power Trust	9	-	82,645.37	-	-	82,384.55	-
Receivable others	8 &16	-	-	22,994.04	-	-	23,543.01
Accrued interest	16	-	-	1,361.17	-	-	962.84
Total Financial Assets		**204.00**	**92,120.09**	**48,411.30**	**190.92**	**82,387.10**	**42,725.49**
Financial Liabilities							
Borrowings	22 & 28	-	-	29,546.06	-	-	28,365.56
Lease liability	21	-	-	1,841.11	-	-	22.18
Trade payables	23 &29	-	-	13,104.71	-	-	8,348.34
Consumer advances	24	-	-	3,185.78	-	-	2,939.41
Others	24 &30	-	-	10,718.10	-	-	11,368.08
Total Financial Liabilities		**-**	**-**	**58,395.76**	**-**	**-**	**51,043.57**

Notes on Financial Statements for the year ended 31st March, 2020

52.2 Fair Value Hierarchy

The Company categorises assets and liabilities measured at fair value into one of the three levels depending on the ability to observe inputs employed in their measurements.

The following table presents fair value hierarchy of assets and liabilities measured at fair value on recurring basis.

(a) Financial Assets and Liabilities measured at Fair Value

(₹ in lakhs)

At 31 March 2020	Note No	Date of Valuation	Level 1	Level 2	Level 3	Total
Financial Assets						
Financial Investment at FVTPL						
Mutual funds	7.1	31/3/2020	204.00	-	-	204.00
Financial Investment at FVTOCI						
Unquoted equity instruments	7.1	31/3/2020	-	-	9,472.17	9,472.17
Bonds and debentures	7.1	31/3/2020	-	-	2.50	2.50
Beneficial interest in Power Trust	9	31/3/2020	-	-	82,645.37	82,645.37
Total Financial Assets			**204.00**	**-**	**92,120.04**	**92,324.04**

At 31 March 2019	Note No.	Date of Valuation	Level 1	Level 2	Level 3	Total
Financial Assets						
Financial Investment at FVTPL						
Mutual funds	7.1	31/3/2019	190.92	-	-	190.92
Financial Investment at FVTOCI						
Unquoted equity instruments	7.1	31/3/2019	-	-	0.05	0.05
Bonds and debentures	7.1	31/3/2019	-	-	2.50	2.50
Beneficial interest in Power Trust	9	31/3/2019	-	-	82,384.55	82,384.55
Total Financial Assets			**190.92**	**-**	**82,387.10**	**82,578.02**

During the year ended 31st March, 2020 and 31st March, 2019 there were no transfer between level 1, level 2 and level 3 fair value measurement.

Reconciliation of financial Assets in Level 3

Particulars	As at 31st March 2019	Purchase/ Reclassified	Sale / Reclassified	Adjustment	As at 31st March 2020
Unquoted Equity Instruments in					
Meenakshi Energy Limited	-	10,023.41	-	(551.29)	9,472.12
Woodlands Multispecialty Hospital Limited	0.05	-	-	-	0.05
India Power Corporation (Bodhgaya) Limited	-	10.00	-	(10.00)	-
Bonds and debentures	2.50	-	-	-	2.50
Beneficial interest in Power Trust	82,384.55	-	-	260.82	82,645.37
Total Financial Assets in Level 3	**82,387.10**	**10,033.41**	**-**	**(300.47)**	**92,120.04**

Notes on Financial Statements for the year ended 31st March, 2020

b) Fair Value Technique

The fair values of the financial assets and liabilities are recognised at the amount that would be received to sell an asset or paid to transfer a liability in an orderly transaction between market participants at the measurement date. The following methods and assumptions were used to estimate the fair values:

i) The fair value of cash and cash equivalents, trade receivables, current trade payables, current financial liabilities and borrowings approximate their carrying amount largely due to the short-term nature of these instruments. The Board considers that the carrying amounts of financial assets and financial liabilities recognised at cost/amortised cost in the financial statements approximates their fair values.

ii) Non Current borrowing has been contracted at floating rates of interest, which are reset at short intervals. Fair value of floating interest rate borrowings approximates their carrying value.

iii) Investments in liquid and short-term mutual funds are measured using quoted market prices at the reporting date multiplied by the quantity held.

iv) Valuation of Beneficial Interest in Power Trust has been arrived by fair valuing its assets less liabilities. Assets of Power Trust mainly consist of quoted and unquoted investments. Quoted investments are valued at prevailing market rate. Unquoted investments are fair valued by adopting Discounted Free Cash Flow method (DCF) and Net Asset Value (NAV) approach. The DCF method estimates the cash flows for each financial period included in the period for projections and discounts this to its present value at an appropriate weighted average cost of capital (WACC). Under NAV approach Fair Value of unquoted equity instruments is computed based on the last audited financial statement of the respective companies. The valuation is based on the assumptions and estimates considered appropriate by the valuer.

v) Fair Value of unquoted equity instruments is Net Asset Value (NAV) computed based on the last audited financial statement of the respective companies.

c) Significant Unobservable Inputs used in level 3 fair values

	As at March 31, 2020	Significant Unobservable Inputs	Sensitivity of input to fair value measurement
i)	Fair valuation of unquoted equity instruments	Historical NAV	Increase in book value by 10% will have a positive impact of ₹ 952.22 lakhs
			Decrease in book value by 10% will have a negative impact of ₹ 942.20 lakhs
ii)	Fair valuation of beneficial interest in power trust	Discount factor	Increase in discount rate by 1% will have a negative impact of ₹ 56072 lakhs
			Decrease in discount rate by 1% will have a positive impact of ₹ 121280 lakhs

52.3 Fair value of financial assets and liabilities measured at amortised cost

(₹ in lakhs)

Particulars	Note No.	As at 31st March 2020		As at 31st March 2019	
		Carrying Amount	Fair Value	Carrying Amount	Fair Value
Financial assets					
Investments					
Bonds	7.1 & 7.2	101.97	101.97	161.97	161.97
Trade receivable	12	6,471.30	6,471.30	5,191.92	5,191.92
Loans					
Loan to related parties	8	605.76	605.76	5,798.28	5,798.28
Loans/advances to employees	8 & 16	71.90	71.90	58.51	58.51
Loan to others	15	9,901.42	9,901.42	3,524.03	3,524.03

Notes on Financial Statements for the year ended 31st March, 2020

52.3 Fair value of financial assets and liabilities measured at amortised cost (Contd.)

(₹ in lakhs)

Particulars	Note No.	As at 31st March 2020		As at 31st March 2019	
		Carrying Amount	Fair Value	Carrying Amount	Fair Value
Receivable others	16	22,993.54	22,993.54	23,542.57	23,542.57
Cash & cash equivalent	13 & 14	4,471.44	4,471.44	818.64	818.64
Fixed deposit	9 & 14	1,399.74	1,399.74	1,696.71	1,696.71
Security deposits	8 & 15	1,033.06	1,033.06	970.02	970.02
Accrued interest	16	1,361.17	1,361.17	962.84	962.84
Total financial assets		**48,411.30**	**48,411.30**	**42,725.49**	**42,725.49**
Financial liabilities					
Borrowings	22 & 28	29,546.06	29,546.06	28,365.56	28,365.56
Lease liability	21	1,841.11	1,841.11	22.18	22.18
Trade payable	23 & 29	13,104.71	13,104.71	8,348.34	8,348.34
Others	24 & 30	10,718.10	10,718.10	11,368.08	11,368.08
Consumer advances	24	3,185.78	3,185.78	2,939.41	2,939.41
Total financial liabilities		**58,395.76**	**58,395.76**	**51,043.57**	**51,043.57**

53 FINANCIAL RISK MANAGEMENT

The Company's business activities are exposed to a variety of financial risks – credit risk, liquidity risk and market risk. The Company's focus is to foresee the unpredictability of financial markets and seek to minimize potential adverse effects on its financial performance. The risks are governed by appropriate policies and procedures and that financial risks are identified, measured and managed in accordance with the Company's policies and risk objectives. The Board of Directors reviews and approves policies for managing each of these risks, which are summarized below:

53.1 Credit Risk

The Company is exposed to credit risk from its operating activities (primarily trade receivables). The Company's exposure to credit risk is influenced mainly by the individual characteristic of each consumer and the concentration of risk from the top few consumers.

The Company extends credit to consumers in normal course of business as per Regulation issued by West Bengal Electricity Regulatory Commission for regulatory business and as per terms of Power Purchase agreement (PPA) entered with DISCOMS for non regulatory business. Consumers outstanding are regularly monitored. The Company evaluates the concentration of risk with respect to trade receivable as low as outstanding from non regulatory business is covered with PPA with government undertakings and in case of regulated business outstanding are as governed by rate regulated body of the state government and customers can not shift to other distribution licensee without clearing dues and obtaining "No objection certificate" from the Company. The Company has also taken advances and security deposit from its consumers, to mitigate the credit risk to an extent. (refer note no. 12.2).

The Company is closely monitoring other receivables and confirmations/ reconciliations and follow-ups are done by the management at regular intervals.

Credit risk pertaining to regulatory receivables have been dealt with in note no. 18.1.

53.2 Liquidity Risk

The company objective is to maintain optimum level of liquidity to meet its cash and collateral requirement at all times. The Company relies on borrowing and internal accruals to meet its need for fund. The current committed lines of credit are sufficient to meet its short to medium term expansion needs.

Notes on Financial Statements for the year ended 31st March, 2020

The table provides undiscounted cash flow towards non -derivative financial liabilities and net settled derivative financial liabilities into relevant maturity based on the remaining period at balance sheet date to contractual maturity date.

(₹ in lakhs)

Particulars	Upton 6 month	6 to 12 Months	Above 12 months	Total
As at 31st March 2020				
Interest bearing Borrowings (Including Current Maturity)				
- Principal	16,453.57	2,700.97	15,927.84	35,082.38
- Interest	688.80	499.07	2,988.02	4,175.89
Finance lease obligation	363.37	363.37	1,978.32	2,705.06
Trade and other payables	10,184.27	150.01	3,479.04	13,813.32
Other financial liabilities	1,656.32	1,292.63	6,259.96	9,208.91
Total	**29,346.33**	**5,006.05**	**30,633.18**	**64,985.56**
As at 31st March 2019				
Interest bearing Borrowings (Including Current Maturity)				
- Principal	14,170.64	3,568.85	17,426.65	35,166.14
- Interest	1,958.25	1,260.97	3,438.87	6,658.09
Finance lease obligation	2.73	-	170.54	173.27
Trade and other payables	3,020.61	107.70	5,220.03	8,348.34
Other financial liabilities	1,630.64	1,307.01	5,957.78	8,895.43
Total	**20,782.87**	**6,244.53**	**32,213.87**	**59,241.27**

Unused Lines of Credit

(₹ in lakhs)

Particulars	As at 31st March 2020	As at 31st March 2019
Secured	14.79	2,498.21
Total	**14.79**	**2,498.21**

In terms of loan agreement the Company is required to fulfill specified covenants including maintaining debt service and other ratios, and failing which the lender has option to call back the loan.

The Company has current financial assets which will be realised in ordinary course of business. The Company monitors rolling forecasts of its liquidity requirements to ensure it has sufficient cash to meet operational needs while maintaining headroom on its undrawn committed borrowing facilities at all times so that Company does not breach borrowing limits or covenants (where applicable) on any of its borrowing facilities.

53.3 Market Risk

The Company does not have any material market risk.

Notes on Financial Statements for the year ended 31st March, 2020

53.4 Interest rate risk

(i) Interest rate risk exposure

Interest rate exposure of the Company is mainly on Borrowing from Banks, which is linked to marginal cost of fund based lending rate (MCLR) of bank's lending and the Company does not foresee any risk on the same. Non Convertible Debentures were issued at fixed rate of interest and Inter Corporate Deposits were taken on fixed rate of interest.

(₹ in lakhs)

Particulars	As at 31st March 2020	As at 31st March 2019
Variable rate borrowings	21,669.71	22,534.20
Fixed rate borrowings	12,571.32	11,243.42
Total borrowings	**34,241.03**	**33,777.62**

Interest Rate of Borrowing (₹ in lakhs)

Particulars	Total Borrowing	Floating Rate Borrowings	Fixed Rate Borrowing
As at 31st March 2020			
Secured	24,857.65	21,669.71	3,187.94
Unsecured	9,383.38	-	9,383.38
Total	**34,241.03**	**21,669.71**	**12,571.32**
As at 31st March 2019			
Secured	28,091.55	22,534.20	5,557.35
Unsecured	5,686.07	-	5,686.07
Total	**33,777.62**	**22,534.20**	**11,243.42**

(ii) Sensitivity

Profit or loss is sensitive to higher/lower interest expense from borrowings as a result of changes in interest rates.

(₹ in lakhs)

Particulars	Impact on profit before tax	
	31st March, 2020	31st March, 2019
Interest rates – increase by 50 basis points	108.35	112.67
Interest rates – decrease by 50 basis points	(108.35)	(112.67)

53.5 Capital Management

Risk Management

For the purpose of the Company's capital management, capital includes issued equity capital, share capital suspense account and all other equity reserves attributable to the equity holders of the Company. The primary objective of the Company's capital management is to maximize the shareholder value.

The Company manages its capital structure and makes adjustments in light of changes in economic conditions and the requirements of the financial covenants. To maintain or adjust the capital structure, the Company may adjust the dividend payment to shareholders, return capital to shareholders or issue new shares. The Company monitors capital using a gearing ratio, which is net debt divided by total capital plus net debt. The Company includes within net debt, interest bearing loans and borrowings, less cash and cash equivalents.

Notes on Financial Statements for the year ended 31st March, 2020

(₹ in lakhs)

Particulars	Note No.	As at 31st March, 2020	As at 31st March, 2019
Borrowings	22 & 28	34,241.03	33,777.62
Less: Cash and cash equivalents	13	4,465.54	561.06
Net debt (A)		29,775.49	33,216.56
Total equity	19, 20 & 4.1	1,62,461.34	1,16,363.68
Total equity plus net debts (B)		1,92,236.83	1,49,580.24
Gearing ratio (A/B)		**15%**	**22%**

Refer note 20.4 (b) for General Reserve arising on amalgamation which is included for arriving at total equity.

54 IMPACT OF COVID 19 PANDEMIC:

The spread of COVID-19 disease has severely impacted economic, businesses and social set ups across the globe and India. The spread of COVID-19 and the consequent lockdown, disruption in transportation and supply chains, travel bans, quarantines, social distancing and other such emergency measures have caused widespread disruptions in economy and businesses. The company is engaged in the business of generation and distribution of electricity. Since electricity has been catagorised as an essential service, the company is in a position to generate and supply power to its consumers. However, the disruption has caused reduction in immediate electricity demand in commercial and industrial categories. Based on current assessment, the situation will prevail up to first quarter of the year 2020-21, with a gradual pickup in electricity demand after the lockdown and associated restrictions are eased.

Management believes that it has taken into account all the known impacts arising from COVID 19 pandemic in the preparation of this financial statement. However, the impact assessment of COVID 19 is a continuing process given the uncertainties associated with its nature and duration. Management will continue to monitor any material changes to future economic conditions and the impact thereof on the Company, if any.

55 These financial statements has been approved and adopted by Board of Directors of the Company in their meeting dated 25th June, 2020 for issue to the Shareholders for their adoption.

As per our report on even date
For **S.S. Kothari Mehta & Company**
Chartered Accountants
Firm Registration No. 000756N

For and on behalf of the Board

Neeraj Bansal
Partner
Membership No. 095960

Raghav Raj Kanoria
Managing Director
(DIN:07296482)

Amit Kiran Deb
Chairman
(DIN:02107792)

Place: Kolkata/New Delhi/Noida
Date: 25th June, 2020

Amit Poddar
Chief Financial Officer

Prashant Kapoor
Company Secretary

Sanjeev Seth
Chief Executive Officer

Independent Auditor's Report on Consolidated Financial Statements

To
The Members of
India Power Corporation Limited (formerly DPSC Limited)

REPORT ON THE AUDIT OF THE CONSOLIDATED FINANCIAL STATEMENTS

QUALIFIED OPINION

We have audited the accompanying consolidated financial statements of India Power Corporation Limited (Formerly DPSC Limited) (hereinafter referred to as the 'Holding Company") and its subsidiaries (Holding Company and its subsidiaries together referred to as ''the Group'') and its share of loss of its joint ventures, which comprise the consolidated Balance Sheet as at March 31, 2020, and the Consolidated Statement of Profit and Loss (including other comprehensive income), the Consolidated Statement of Changes in Equity and the consolidated Statement of Cash Flow Statement for the year then ended, and notes to the consolidated financial statements, including a summary of significant accounting policies and other explanatory information (hereinafter referred to as ''the consolidated financial statements").

In our opinion and to the best of our information and according to the explanations given to us, *except for the impact of the matter as described in the basis for qualified opinion paragraph*, the aforesaid consolidated financial statements give the information required by the Companies Act, 2013 ("the Act") in the manner so required and give a true and fair view in conformity with the Indian Accounting Standards prescribed under section 133 of the Act read with the Companies (Indian Accounting Standards) Rules, 2015, as amended, ("Ind AS") and other accounting principles generally accepted in India, of the consolidated state of affairs of the Group as at March 31, 2020, the consolidated Profit and consolidated total comprehensive income, consolidated changes in equity and its consolidated cash flows for the year ended on that date.

BASIS FOR QUALIFIED OPINION

We refer to Note no-7.3 (b) of the consolidated financial statements dealing with the non availability of the financial statements and cessation of control over one Subsidiary Company i.e. Meenakshi Energy Limited (MEL). As a result, the financial statements of MEL till the date of cessation of control has not been considered in these consolidated financial statements which is not in compliance with Ind AS 110 "Consolidated Financial Statements". Consequently, the impact of non consolidation and cessation of control in MEL on the consolidated financial statements are not presently ascertainable and will be ascertained in future once the financials of MEL are available after finalisation.

We conducted our audit of the consolidated financial statements in accordance with the Standards on Auditing specified under section 143(10) of the Act (SAs). Our responsibilities under those Standards are further described in the *Auditor's Responsibilities for the Audit of the Consolidated Financial Statements* section of our report. We are independent of the Group in accordance with the 'Code of Ethics' issued by the Institute of Chartered Accountants of India (ICAI) together with the ethical requirements that are relevant to our audit of the consolidated financial statements under the provisions of the Act and the Rules made thereunder, and we have fulfilled our other ethical responsibilities in accordance with these requirements and the Code of Ethics. We believe that the audit evidence we have obtained is sufficient and appropriate to provide a basis for our *qualified opinion* on the consolidated financial statements.

EMPHASIS OF MATTER

We draw attention to the following:

i. Note no. 5.5 of the consolidated financial statements regarding adoption of revaluation model by the Holding Company for its Land Assets. The impact of the said revaluation has been given in the said note.

ii. Note no 7.3 (a) and 7.3 (c) of the consolidated financial statements regarding investments and loan measurement, which is based on initiation of Corporate Insolvency Resolution Process in Meenakshi Energy Limited (MEL) and India Power Corporation (Bodhgaya) Limited (IPBGL). The valuation of investments in MEL has been based on the latest available book value of MEL as on March 31, 2018. In view of Management the fair value of investments in and receivables from MEL and IPBGL as recognized in the consolidated financial statements are reasonable and appropriate and holds good for recovery.

Our report is not modified in respect of the above points.

KEY AUDIT MATTERS

Key audit matters (KAM) are those matters that, in our professional judgment were of most significance in our audit of the consolidated financial statements of the current period. These matters were addressed in the context of our audit of the consolidated financial statements as a whole, and in forming our opinion thereon, and we do not provide a separate opinion on these matters.

Following are the Key Audit Matters (KAM) –

Sl. No.	Key Audit Matter	Auditor's Response
1	Beneficial interest in Power Trust amounting to ₹ 82,645.37 lakhs has been considered as a financial asset. Refer Note 9.2 of the consolidated financial statements.	The trust being an independent entity, value of the said asset (beneficial interest) as considered has been taken based on a report of an Independent Registered Valuer appointed by the Power Trust, and the same has been relied upon for the purpose of these accounts and our opinion there upon.

OTHER MATTERS

a) The consolidated financial statements include the group's share of net loss after tax of ₹ 42.22 lakhs and total comprehensive loss of ₹ 39.53 lakhs for the year ended March 31, 2020 as considered in the consolidated financial statements in respect of one joint venture which has been audited by us.

b) The consolidated financial statements also include the group's share of net loss after tax of ₹ 0.28 lakhs and total comprehensive loss of ₹ 0.28 lakhs for the year ended March 31, 2020 as considered in the consolidated financial statements in respect of two joint ventures which has not been audited and have been approved and furnished to us by the Management. In our opinion and according to the information and explanations given to us by the Management, these financial statements / financial information are not material to the Group.

Independent Auditor's Report on Consolidated Financial Statements

c) We did not audit the financial statements / financial information of two subsidiary companies (one of the above subsidiary company's financial statements are considered till the date of cessation of control i.e. till November 7, 2019) included in these consolidated financial statements whose financial statements reflect total assets of ₹ 78.89 lakhs as at March 31, 2020, total revenues of ₹ 2.72 lakhs, total net loss after tax of ₹ 326.38 lakhs and total comprehensive loss of ₹ 340.05 lakhs for the year ended March 31, 2020, as considered in the Consolidated financial statements. The financial statements of these subsidiary companies have been audited by other auditors whose report have been furnished to us by the Management and our opinion on the consolidated financial statements, in so far as it relates to the amounts and disclosures included in respect of these subsidiary companies, is based solely on the reports of the other auditors.

Our opinion on the consolidated financial statements, and our report on Other Legal and Regulatory Requirements below, is not modified in respect of the above matters with respect to our reliance on the work done and reports of the other auditors and the financial statements / financial information certified by the Management.

INFORMATION OTHER THAN THE CONSOLIDATED FINANCIAL STATEMENTS AND AUDITOR'S REPORT THEREON

The Holding Company's Board of Directors is responsible for the other information. The other information comprises the information included in the Director's Report including annexures to Director's Report, but does not include the consolidated financial statements and our auditor's report thereon.

Our opinion on the consolidated financial statements does not cover the other information and we do not express any form of assurance conclusion thereon.

In connection with our audit of the consolidated financial statements, our responsibility is to read the other information and, in doing so, consider whether the other information is materially inconsistent with the consolidated financial statements or our knowledge obtained during the course of our audit or otherwise appears to be materially misstated.

If, based on the work we have performed, we conclude that there is a material misstatement of this other information, we are required to report that fact. Based on the records, information and explanation provided, we have nothing to report in this regard.

MANAGEMENT'S RESPONSIBILITY FOR THE CONSOLIDATED FINANCIAL STATEMENTS

The Holding Company's Board of Directors is responsible for the matters stated in Section 134(5) of the Act with respect to the preparation of these consolidated financial statements that give a true and fair view of the consolidated financial position, consolidated financial performance, consolidated changes in equity and consolidated cash flows of the Group including its Joint Ventures in accordance with the Ind AS and accounting principles generally accepted in India.

The respective Board of Directors of the companies included in the Group and of its Joint Ventures are responsible for the maintenance of adequate accounting records in accordance with the provisions of the Act for safeguarding of the assets of the Group and its Joint Ventures and for preventing and detecting frauds and other irregularities; selection and application of appropriate accounting policies; making judgments and estimates that are reasonable and prudent; and design, implementation and maintenance of adequate internal financial controls, that were operating effectively for ensuring the accuracy and completeness of the accounting records, relevant to the preparation and presentation of the consolidated financial statements that give a true and fair view and are free from material misstatements, whether due to fraud or error.

In preparing the consolidated financial statements, the respective Board of Directors of the companies included in the Group and of its Joint Ventures are responsible for assessing the ability of the Group and its Joint Ventures to continue as a going concern, disclosing, as applicable, matters related to going concern and using the going concern basis of accounting unless management either intends to liquidate or to cease operations, or has no realistic alternative but to do so.

The respective Board of Directors of the companies included in the Group and its Joint Ventures are also responsible for overseeing of the financial reporting process.

AUDITOR'S RESPONSIBILITY FOR THE AUDIT OF THE CONSOLIDATED FINANCIAL STATEMENTS

Our objectives are to obtain reasonable assurance about whether the consolidated financial statements as a whole are free from material misstatement, whether due to fraud or error, and to issue an auditor's report that includes our opinion. Reasonable assurance is a high level of assurance, but is not a guarantee that an audit conducted in accordance with SAs will always detect a material misstatement when it exists. Misstatements can arise from fraud or error and are considered material if, individually or in the aggregate, they could reasonably be expected to influence the economic decisions of users taken on the basis of these consolidated financial statements.

As part of an audit in accordance with SAs, we exercise professional judgment and maintain professional scepticism throughout the audit. We also:

- Identify and assess the risks of material misstatement of the consolidated financial statements, whether due to fraud or error, design and perform audit procedures responsive to those risks, and obtain audit evidence that is sufficient and appropriate to provide a basis for our opinion. The risk of not detecting a material misstatement resulting from fraud is higher than for one resulting from error, as fraud may involve collusion, forgery, intentional omissions, misrepresentations, or the override of internal control.

- Obtain an understanding of internal financial controls relevant to the audit in order to design audit procedures that are appropriate in the circumstances. Under section 143(3)(i) of the Act, we are also responsible for expressing our opinion on whether the Group and its Joint Ventures have adequate internal financial controls system in place and the operating effectiveness of such controls.

- Evaluate the appropriateness of accounting policies used and the reasonableness of accounting estimates and related disclosures made by management.

- Conclude on the appropriateness of management's use of the going concern basis of accounting and, based on the audit evidence obtained, whether a material uncertainty exists related to events or conditions that may cast significant doubt on the ability of the Group and its Joint Ventures to continue as a going concern. If we conclude that a material uncertainty exists, we are required to draw attention

Independent Auditor's Report on Consolidated Financial Statements

in our auditor's report to the related disclosures in the consolidated financial statements or, if such disclosures are inadequate, to modify our opinion. Our conclusions are based on the audit evidence obtained up to the date of our auditor's report. However, future events or conditions may cause the Group and its Joint Ventures to cease to continue as a going concern.

- Evaluate the overall presentation, structure and content of the consolidated financial statements, including the disclosures, and whether the consolidated financial statements represent the underlying transactions and events in a manner that achieves fair presentation.

- Obtain sufficient appropriate audit evidence regarding the financial information of the entities or business activities within the Group and its Joint Ventures to express an opinion on the consolidated financial statements.

Materiality is the magnitude of misstatements in the consolidated financial statements that, individually or in aggregate, makes it probable that the economic decisions of a reasonable knowledgeable user of the consolidated financial statements may be influenced. We consider quantitative and qualitative factors in (i) planning the scope of our audit work and in evaluating the results of our work; and (ii) to evaluate the effect of any identified misstatements in the consolidated financial statements.

We communicate with those charged with governance regarding, among other matters, the planned scope and timing of the audit and significant audit findings, including any significant deficiencies in internal control that we identify during our audit.

We also provide those charged with governance with a statement that we have complied with relevant ethical requirements regarding independence, and to communicate with them all relationships and other matters that may reasonably be thought to bear on our independence, and where applicable, related safeguards.

From the matters, communicated with those charged with governance, we determine those matters that were of most significance in the audit of the consolidated financial statements of the current period and are therefore the key audit matters. We describe these matters in our auditor's report unless law or regulation precludes public disclosure about the matter or when, in extremely rare circumstances, we determine that a matter should not be communicated in our report because the adverse consequences of doing so would reasonably be expected to outweigh the public interest benefits of such communication.

REPORT ON OTHER LEGAL AND REGULATORY REQUIREMENTS

1. As required by section 143(3) of the Act, we report that:

   a. *Except for the possible effects of the matters described in the basis for qualified opinion paragraph*, we have sought and obtained all the information and explanations which to the best of our knowledge and belief were necessary for the purpose of our audit of the aforesaid consolidated financial statements;

   b. *Except for the possible effects of the matters described in the basis for qualified opinion paragraph*, in our opinion, proper books of accounts as required by law relating to preparation of the aforesaid consolidated financial statements have been kept so far as it appears from our examination of those books and the reports of the other Auditors;

   c. The Consolidated Balance Sheet, Consolidated Statement of Profit and Loss (including Other Comprehensive Income), Consolidated Statement of Cash Flows and Consolidated Statement of Changes in Equity dealt with by this Report are in agreement with the relevant books of accounts maintained for the purpose of the consolidated financial statements;

   d. In our opinion, *except for the effects of the matters described in the basis for qualified opinion paragraph*, the aforesaid consolidated financial statements comply with the Indian Accounting Standards (Ind AS) specified under Section 133 of the Act read with relevant rules issued thereunder;

   e. On the basis of written representations received from the directors as on March 31, 2020, and taken on record by the Board of Directors, none of the directors is disqualified as on March 31, 2020, from being appointed as a director in terms of Section 164(2) of the Act;

   f. With respect to the adequacy of the internal financial controls over financial reporting of the Group and its Joint Ventures incorporated in India and the operating effectiveness of such controls, refer to our separate Report in "Annexure A".

   g. With respect to the other matters to be included in the Auditor's Report in accordance with the requirements of section 197(16) of the Act, as amended:

      As per the information and explanation given to us and on the basis of our examination of the records, the managerial remuneration has been paid or provided in accordance with the requisite approvals mandated by the provisions of section 197 read with Schedule V to the Act.

   h. With respect to the other matters to be included in the Auditor's Report in accordance with Rule 11 of the Companies (Audit and Auditors) Rules, 2014, as amended, in our opinion and to the best of our information and according to the explanations given to us:

      i) The Group and its Joint Ventures has disclosed the impact of pending litigations on its consolidated financial position in its consolidated financial statements as referred to in Note no. 46 of the consolidated financial Statements.

      ii) There has been no material foreseeable losses on long term contracts including derivative contracts, therefore the Group and its Joint Ventures has not made any provisions as required under the applicable law or Indian accounting standards;

      iii) There were no amounts which were required to be transferred to the Investor Education and Protection Fund by the Group and its Joint Ventures.

For **S S Kothari Mehta & Company**
Chartered Accountants
Firm Registration No. 000756N

Neeraj Bansal
Partner
Membership No.095960
UDIN: 20095960AAAAFM4386

Place: New Delhi
Date: June 25, 2020

ANNEXURE A TO THE INDEPENDENT AUDITOR'S REPORT TO THE MEMBERS OF INDIA POWER CORPORATION LIMITED (FORMERLY DPSC LIMITED) ("COMPANY")

Report on the Internal Financial Controls under clause (i) of sub-section 3 of Section 143 of the Companies Act, 2013 ("the Act") as referred to in paragraph 1(f) of 'Report on Other Legal and Regulatory Requirements' section of our report referred above

In conjunction with our audit of the consolidated financial statements of the Company as of and for the year ended March 31, 2020, we have audited the internal financial controls over financial reporting of India Power Corporation Limited (formerly DPSC Limited) (hereinafter referred to as "Holding Company") and its subsidiary companies and joint ventures (which (i)does not consider one Joint Venture, which is a company incorporated in India, as the Joint Venture is not subjected to audit of Internal Financial Controls,(ii) does not consider one Subsidiary company and two Joint Ventures, which are companies not incorporated in India and (iii) does not consider one subsidiary company which was a subsidiary of the Holding Company till November 7, 2019) which are companies incorporated in India, as of that date.

MANAGEMENT'S RESPONSIBILITY FOR INTERNAL FINANCIAL CONTROLS

The respective Board of Directors of the Holding Company, its subsidiary companies and its joint ventures, which are companies incorporated in India, are responsible for establishing and maintaining internal financial controls based on the internal control over financial reporting criteria established by the Company considering the essential components of internal control stated in the Guidance Note on Audit of Internal Financial Controls Over Financial Reporting issued by the Institute of Chartered Accountants of India (ICAI). These responsibilities include the design, implementation and maintenance of adequate internal financial controls that were operating effectively for ensuring the orderly and efficient conduct of its business, including adherence to the respective Company's policies, the safeguarding of its assets, the prevention and detection of frauds and errors, the accuracy and completeness of the accounting records, and the timely preparation of reliable financial information, as required under the Act.

AUDITOR'S RESPONSIBILITY

Our responsibility is to express an opinion on the internal financial controls over financial reporting of the Holding Company, its Subsidiary Companies and its Joint Ventures, which are Companies incorporated in India, based on our audit. We conducted our audit in accordance with the Guidance Note on Audit of Internal Financial Controls Over Financial Reporting (the "Guidance Note") issued by the ICAI and the Standards on Auditing, issued by ICAI and deemed to be prescribed under section 143(10) of the Act, to the extent applicable to an audit of internal financial controls, both issued by the Institute of Chartered Accountants of India. Those Standards and the Guidance Note require that we comply with ethical requirements and plan and perform the audit to obtain reasonable assurance about whether adequate internal financial controls over financial reporting was established and maintained and if such controls operated effectively in all material respects. Our audit involves performing procedures to obtain audit evidence about the adequacy of the internal financial controls system over financial reporting and their operating effectiveness. Our audit of internal financial controls over financial reporting included obtaining an understanding of internal financial controls over financial reporting, assessing the risk that a material weakness exists, and testing and evaluating the design and operating effectiveness of internal control based on the assessed risk. The procedures selected depend on the auditor's judgement, including the assessment of the risks of material misstatement of the financial statements, whether due to fraud or error.

We believe that the audit evidence we have obtained is sufficient and appropriate to provide a basis for our audit opinion on the internal financial controls system over financial reporting of the holding company, its subsidiary companies and its joint ventures ((which (i)does not consider one Joint Venture, which is a company incorporated in India, as the Joint Venture is not subjected to audit of Internal Financial Controls,(ii) does not consider one Subsidiary company and two Joint Ventures, which are companies not incorporated in India and (iii) does not consider one subsidiary company which was a subsidiary of the Holding Company till November 7, 2019), which are companies incorporated in India.

MEANING OF INTERNAL FINANCIAL CONTROLS OVER FINANCIAL REPORTING

A Company's internal financial control over financial reporting is a process designed to provide reasonable assurance regarding the reliability of financial reporting and the preparation of financial statements for external purposes in accordance with generally accepted accounting principles. A Company's internal financial control over financial reporting includes those policies and procedures that (1) pertain to the maintenance of records that, in reasonable detail, accurately and fairly reflect the transactions and dispositions of the assets of the Company; (2) provide reasonable assurance that transactions are recorded as necessary to permit preparation of financial statements in accordance with generally accepted accounting principles, and that receipts and expenditures of the Company are being made only in accordance with authorisations of management and directors of the Company; and (3) provide reasonable assurance regarding prevention or timely detection of unauthorised acquisition, use, or disposition of the Company's assets that could have a material effect on the consolidated financial statements.

INHERENT LIMITATIONS OF INTERNAL FINANCIAL CONTROLS OVER FINANCIAL REPORTING

Because of the inherent limitations of internal financial controls over financial reporting, including the possibility of collusion or improper management override of controls, material misstatements due to error or fraud may occur and not be detected. Also, projections of any evaluation of the internal financial controls over financial reporting to future periods are subject to the risk that the internal financial control over financial reporting may become inadequate because of changes in conditions, or that the degree of compliance with the policies or procedures may deteriorate.

OPINION

In our opinion and based on the consideration of the other Auditors refer to in Other Matters paragraph below, the holding company, its subsidiary companies and its joint ventures which are companies incorporated in India, have, in all material respects, an adequate internal financial controls system over financial reporting and such internal financial controls over financial reporting were generally operating effectively as at March 31, 2020, based on the internal control over financial reporting criteria established by the Company considering the essential components of internal control stated in the Guidance Note on Audit of Internal Financial Controls Over Financial Reporting issued by the Institute of Chartered Accountants of India.

OTHER MATTERS

Our aforesaid reports under Section 143(3)(i) of the Act on the adequacy and operating effectiveness of the internal financial controls over financial reporting –

i) does not consider one Joint Venture, which is a company incorporated in India, as the Joint Venture is not subjected to audit of Internal Financial Controls.

ii) does not consider one Subsidiary company and two Joint Ventures, which are companies not incorporated in India.

iii) does not consider one subsidiary company which was a subsidiary of the Holding Company till November 7, 2019.

Our opinion is not modified in respect of above matters.

For **S S Kothari Mehta & Company**
Chartered Accountants
Firm Registration No. 000756N

Neeraj Bansal
Partner
Membership No.095960
UDIN: 20095960AAAAFM4386

Place: New Delhi
Date: June 25, 2020

Consolidated Balance Sheet as at 31st March, 2020

(₹ in lakhs)

Particulars	Note No.	As at 31st March 2020	As at 31st March 2019
ASSETS			
Non-current assets			
(a) Property, plant and equipment	5	89,992.53	39,671.01
(b) Capital work in progress		8,352.49	6,781.05
(c) Intangible assets	6	187.19	192.88
(d) Financial assets			
(i) Investments	7.1	9,985.47	10,642.72
(ii) Loans	8	62.00	2.12
(iii) Other financial assets	9	82,926.21	82,543.18
(e) Other non - current assets	10	261.20	62.77
Total Non-current assets		**1,91,767.09**	**1,39,895.73**
Current assets			
(a) Inventories	11	727.87	956.91
(b) Financial assets			
(i) Investments	7.2	19.51	-
(ii) Trade receivables	12	6,471.30	20,938.62
(iii) Cash and cash equivalents	13	4,482.84	570.14
(iv) Other bank balances	14	1,124.80	1,799.55
(v) Loans	15	10,933.98	7,588.13
(vi) Other financial assets	16	24,385.24	31,285.82
(c) Other current assets	17	646.08	7,764.22
Total Current assets		**48,791.62**	**70,903.39**
Regulatory deferral account debit balances	18 (a)	**15,993.61**	**12,563.66**
Total Assets		**2,56,552.32**	**2,23,362.78**
EQUITY AND LIABILITIES			
Equity			
(a) Equity share capital	19	9,737.90	9,737.90
(b) Other equity	20	1,45,968.47	1,00,193.71
(c) Share capital suspense account	4.1	6,041.43	6,041.43
Equity attributable to owners of the Company		**1,61,747.80**	**1,15,973.04**
Non-Controlling Interest	7.8	**-**	**-**
Total Equity		**1,61,747.80**	**1,15,973.04**
Non-current liabilities			
(a) Financial liabilities			
(i) Lease liabilities	21	1,297.11	22.18
(ii) Borrowings	22	12,709.51	29,148.77
(iii) Trade payables	23		
1 Total outstanding dues of micro enterprise and small enterprise		-	-
2 Total outstanding of Creditors other than micro enterprise and small enterprise		3,185.97	5,220.03
(iv) Other financial liabilities	24	6,254.17	5,700.31
(b) Provisions	25	370.78	343.90
(c) Deferred tax liabilities (net)	26	14,821.27	4,623.58
(d) Other non - current liabilities	27	2,562.25	2,803.02
Total Non-current liabilities		**41,201.06**	**47,861.79**
Current liabilities			
(a) Financial Liabilities			
(i) Lease liabilities	21	544.00	-
(ii) Borrowings	28	16,836.55	12,201.79
(iii) Trade payables	29		
1 Total outstanding dues of micro enterprise and small enterprise		26.52	83.92
2 Total outstanding of Creditors other than micro enterprise and small enterprise		9,892.22	19,882.75
(iv) Other financial liabilities	30	7,655.04	10,126.94
(b) Other current liabilities	31	5,993.55	6,605.67
(c) Provisions	32	1,756.34	1,605.35
(d) Current tax liabilities (net)		4,114.51	3,330.69
Total Current liabilities		**46,818.73**	**53,837.11**
Regulatory deferral account credit balances	18 (b)	**6,784.73**	**5,690.84**
Total Equity and Liabilities		**2,56,552.32**	**2,23,362.78**

Significant Accounting Policies and other accompanying notes (1-60) are an integral part of the consolidated financial statements.

As per our report on even date
For **S.S. Kothari Mehta & Company**
Chartered Accountants
Firm Registration No. 000756N

Neeraj Bansal
Partner
Membership No. 095960

Place: Kolkata/New Delhi/Noida
Date: 25th June, 2020

For and on behalf of the Board

Raghav Raj Kanoria
Managing Director
(DIN:07296482)

Amit Kiran Deb
Chairman
(DIN:02107792)

Amit Poddar
Chief Financial Officer

Prashant Kapoor
Company Secretary

Sanjeev Seth
Chief Executive Officer

Consolidated Statement of Profit and Loss for the period ended 31st March, 2020

(₹ in lakhs)

Particulars	Note No.	Year ended 31st March, 2020	Year ended 31st March, 2019
Income			
Revenue from operations	33	48,111.48	52,599.97
Other income	34	2,592.76	4,968.96
Total Income		**50,704.24**	**57,568.93**
Expenses			
Cost of coal consumed	35	-	988.28
Energy purchase	36	33,844.70	32,625.77
Lease rent	37	1,050.63	3,252.76
Employee benefits expense	38	4,902.04	5,003.28
Finance costs	39	4,561.63	9,123.47
Depreciation and amortisation expense	40	2,910.27	1,612.88
Other expenses	41	3,226.60	3,351.74
Total Expenses		**50,495.87**	**55,958.18**
Profit before exceptional items, rate regulated activities, tax and share of profit/(loss) of joint venture		**208.37**	**1,610.75**
Regulatory income/(expense) (net)	18 (c)	2,336.06	1,933.02
Profit before exceptional items, tax and share of profit/(loss) of joint venture		**2,544.43**	**3,543.77**
Exceptional Items	42	24.63	111.27
Profit before tax and share of profit/(loss) of joint venture		**2,569.06**	**3,655.04**
Share of profit/(loss) of joint venture		(42.50)	(120.76)
Profit before tax		**2,526.56**	**3,534.28**
Tax expense:	45		
Current tax		1,160.00	1,019.34
Deferred tax		15.07	(326.92)
Profit for the year		**1,351.49**	**2,841.86**
Profit/(loss) from discontinued operations	44	**(27.23)**	**(1,218.87)**
Tax expenses on discontinued operations		**-**	**-**
Profit for the period		**1,324.26**	**1,622.99**
Other Comprehensive Income			
i) Items that will not be reclassified to Profit & Loss	43		
(a) Beneficial interest in power trust and equity Instruments through other comprehensive income		(300.47)	496.63
(b) Foreign exchange gain/loss		(13.67)	(16.97)
(c) Gain on revaluation of land		54,897.24	-
(d) Remeasurement gains(losses) on defined benefit plans		(97.14)	(195.50)
(e) Share of Other Comprehensive Income of Joint Ventures		2.69	1.47
ii) Income tax on items that will not be reclassified to profit or loss	45	(10,124.87)	68.51
Total Comprehensive Income for the year		**45,688.04**	**1,977.13**
Profit for the year attributable to:			
- Owners of the Company		1,324.26	1,622.99
- Non Controlling interest		-	-
Other Comprehensive Income attributable to:			
- Owners of the Company		44,363.78	354.14
- Non Controlling interest		-	-
Total Comprehensive Income for the year attributable to:			
- Owners of the Company		45,688.04	1,977.13
- Non Controlling interest		-	-
Earnings per equity share:	51		
Earnings per equity share from Continuing and Discontinued operations			
Basic and Diluted including Regulatory income/(expense) (₹)		0.08	0.10
Basic and Diluted excluding Regulatory income/(expense) (₹)		(0.01)	0.02
Earnings per equity share from Continuing operations			
Basic and Diluted including Regulatory income/(expense) (₹)		0.09	0.18
Basic and Diluted excluding Regulatory income/(expense) (₹)		(0.01)	0.10
Earnings per equity share from discontinued operations			
Basic and Diluted		(0.002)	(0.08)

Significant Accounting Policies and other accompanying notes (1-60) are an integral part of the consolidated financial statements.

As per our report on even date
For **S.S. Kothari Mehta & Company**
Chartered Accountants
Firm Registration No. 000756N

Neeraj Bansal
Partner
Membership No. 095960

Place: Kolkata/New Delhi/Noida
Date: 25th June, 2020

For and on behalf of the Board

Raghav Raj Kanoria
Managing Director
(DIN:07296482)

Amit Kiran Deb
Chairman
(DIN:02107792)

Amit Poddar
Chief Financial Officer

Prashant Kapoor
Company Secretary

Sanjeev Seth
Chief Executive Officer

Consolidated Statement of changes in equity for the year ended 31st March, 2020

A. Equity share capital and Share capital suspense account

(₹ in lakhs)

Particulars	Share capital	Share capital suspense account
Balance as on April 1, 2018	**9,737.90**	**6,041.43**
Changes in equity share capital during the year 2018-19	-	-
Balance as on March 31, 2019	**9,737.90**	**6,041.43**
Changes in equity share capital during the year 2019-20	-	-
Balance as on March 31, 2020	**9,737.90**	**6,041.43**

Refer note 19

B. Other Equity

(₹ in lakhs)

Particulars	Reserve and Surplus									Items of Other Comprehensive Income		Total
	Capital Reserve			Debenture redemption reserve	General reserve	Reserve for unforeseen exigencies fund	Reserve for unforeseen exigencies interest fund	Foreign currency translation reserve	Retained earnings	Revaluation Surplus	Beneficial interest in Power Trust and equity instrument through Other comprehensive Income	
	Contribution from consumers towards service lines	Other capital reserve	Capital reserve on acquisition									
Balance as on April 1, 2018	**2,497.61**	**82.47**	**3,74,898.79**	**2,350.00**	**77,403.62**	**617.25**	**282.97**	**(7.40)**	**28,679.12**		**82.57**	**4,86,887.00**
Profit for the year	-	-		-	-	-	-		1,622.99		-	1,622.99
Other Comprehensive income(losses)	-	-	-	-	-	-	-	(16.97)	(125.52)		496.63	354.14
Total Comprehensive Income	**-**	**-**	**-**	**-**	**-**	**-**	**-**	**(16.97)**	**1,497.47**	**-**	**496.63**	**1,977.13**
Capital Contribution Received during the year	281.51	-		-	-	-	-		-		-	281.51
Cessation of subsidiaries			(3,74,898.79)						(13,777.27)			(3,88,676.06)
Transaction with Owners in the Capacity of Owners												
Dividend payments including dividend distribution tax	-	-	-	-	-	-	-		(275.87)		-	(275.87)
Transfer to (from) retained earnings	-	-	-	-	-	103.75	63.42		(167.17)		-	-
Balance as on March 31, 2019	**2,779.12**	**82.47**	**-**	**2,350.00**	**77,403.62**	**721.00**	**346.39**	**(24.37)**	**15,956.28**	**-**	**579.20**	**1,00,193.71**
Profit for the year	-	-	-	-	-	-	-	-	1,324.26	-	-	1,324.26
Other Comprehensive income(losses)	-	-	-	-	-	-	-	(13.67)	(49.21)	44,727.13	(300.47)	44,363.78
Total Comprehensive Income	**-**	**-**	**-**	**-**	**-**	**-**	**-**	**(13.67)**	**1,275.05**	**44,727.13**	**(300.47)**	**45,688.04**
Capital Contribution Received during the year	362.59	-	-	-	-	-	-		-	-	-	362.59
Transaction with Owners in the Capacity of Owners												
Dividend payments including dividend distribution tax	-	-	-	-	-	-	-	-	(275.87)	-	-	(275.87)
Transfer to/(from) retained earnings	-	-	-	(2,350.00)	-	(454.85)	(85.76)	-	2,890.61	-	-	-
Balance as on March 31, 2020	**3,141.71**	**82.47**	**-**	**-**	**77,403.62**	**266.15**	**260.63**	**(38.04)**	**19,846.07**	**44,727.13**	**278.73**	**1,45,968.47**

Refer to Note 20 for nature and purpose of reserves
Significant Accounting Policies and other accompanying notes (1-60) are an integral part of the financial statements.

As per our report on even date
For **S.S. Kothari Mehta & Company**
Chartered Accountants
Firm Registration No. 000756N

Neeraj Bansal
Partner
Membership No. 095960

Place: Kolkata/New Delhi/Noida
Date: 25th June, 2020

For and on behalf of the Board

Raghav Raj Kanoria
Managing Director
(DIN:07296482)

Amit Kiran Deb
Chairman
(DIN:02107792)

Amit Poddar
Chief Financial Officer

Prashant Kapoor
Company Secretary

Sanjeev Seth
Chief Executive Officer

Consolidated Cash Flow Statement for the year ended 31st March, 2020

(₹ in lakhs)

Particulars	Year ended 31st March, 2020		Year ended 31st March, 2019	
A. CASH FLOW FROM OPERATING ACTIVITIES				
Net profit/(loss) before taxation				
Continuing operations		2,526.56		3,534.28
Discontinued operations		(27.23)		(1,218.87)
Adjustments for:				
Depreciation and amortisation expense	2,910.27		1,682.90	
Share of profit/(loss) of joint ventures	42.50		120.76	
Provision for employee benefit	-		(91.07)	
Allowance for bad and doubtful debts & others (net)	14.41		40.87	
Interest expense	4,561.53		10,040.38	
(Gain)/loss on sale of rights/assets (net)	12.63		(419.55)	
Interest income	(2,350.82)		(4,649.73)	
Gain on mutual fund valuation	(11.06)		(9.46)	
Provision made/(reversed) for interest on income tax	-		(2.24)	
Profit on sale/discard of investment	(170.32)		(3.69)	
Adjustment for employee loan, security deposit and lease rent	(726.72)		(2.55)	
Exceptional items	(24.63)		(111.27)	
(Gain)/loss on de-recognition of intangible assets and recognition of Property, plant and equipment	-		211.60	
Liability no longer required written back	(236.44)		(4,264.82)	
Foreign exchange (gain)/loss	(15.60)		(15.99)	
		4,005.75		2,526.13
Operating Profit before Working Capital Changes		**6,505.08**		**4,841.54**
Adjustments for:				
Decrease / (Increase) - Inventories	202.15		290.12	
Decrease / (Increase) - Regulatory deferral account balances	(2,336.06)		(1,928.44)	
Decrease / (Increase) - Trade and other receivables	(1,286.50)		4,574.02	
Decrease / (Increase) - Deposits	(62.65)		(564.70)	
Decrease / (Increase) - Other financial assets	273.54		359.25	
Decrease / (Increase) - Other assets	(164.48)		6,054.52	
Increase / (Decrease) - Cessation of subsidiary	-		(298.74)	
Increase / (Decrease) - Trade & other payables	4,403.36		8,443.84	
Increase / (Decrease) - Other financial liabilities	319.42		(2,663.31)	
Increase / (Decrease) - Financial liabilities	1,690.67		2,931.64	
		3,039.45		17,198.20
Cash Generated from Operations		**9,544.53**		**22,039.74**
Direct taxes paid		(344.42)		(566.71)
Net Cash flow from/(used in) Operating Activities		**9,200.11**		**21,473.03**

Consolidated Cash Flow Statement for the year ended 31st March, 2020

(₹ in lakhs)

Particulars	Year ended 31st March, 2020		Year ended 31st March, 2019	
B. CASH FLOW FROM INVESTING ACTIVITIES				
Payment for purchase of property, plant and equipment	(2,581.31)		(5,553.73)	
Acquisition of other intangible assets	-		(228.18)	
Acquisition of joint venture	(0.28)		-	
Proceeds from disposal of property, plant and equipment	5.41		83.15	
Proceeds from sale of non current investments	492.09		29,551.01	
Other receivables	-		0.04	
Advance for share and securities	550.00		-	
Interest received on fixed deposits and loans	1,068.50		481.56	
Proceeds from earmarked deposits with bank	296.97		(22.34)	
Net Cash flow from/(used in) Investing Activities		**(168.62)**		**24,311.51**
C. CASH FLOW FROM FINANCING ACTIVITIES				
Loan to body corporates	(3,811.54)		(1,578.70)	
Refund of loan from body corporates	2,764.34		5.00	
Loan to joint ventures	(58.29)		-	
Proceeds from borrowings - non current	790.32		14,327.10	
Repayment of borrowing - non current	(5,508.85)		(37,964.16)	
Movement in cash credit facilities (net)	2,234.76		4,547.14	
Proceeds from borrowings - current	2,400.00		-	
Repayment of borrowings - current	(260.28)		(16,699.84)	
Dividend paid (including tax on dividend)	(275.87)		(275.87)	
Interest paid	(3,389.14)		(9,215.32)	
Net Cash flow from/(used in) Financing Activities		**(5,114.55)**		**(46,854.65)**
Net increase/ (decrease) in Cash and Cash Equivalents		3,916.94		(1,070.11)
Cash and Cash Equivalents at the beginning of the year (Refer Note 13)		570.14		2,709.20
Less: Cash and Cash Equivalents of subsidiary		(4.24)		(1,068.95)
Cash and Cash Equivalents at the closing of the year (Refer Note 13)		**4,482.84**		**570.14**

Changes in Liability arising from financing activities

(₹ in lakhs)

Particulars	1st April, 2019	Cash Flow	Impact of effective interest rate	Adjustments	31st March, 2020
Non-current borrowing (Refer Note 22 & 2.13)	34,560.83	(4,718.53)	547.18	(12,985.00)	17,404.48
Current borrowing (Refer Note 28)	12,201.79	4,374.48	-	260.28	16,836.55

Significant accounting policies and other accompanying notes (1-60) are an integral part of the financial statements.

As per our report on even date
For **S.S. Kothari Mehta & Company**
Chartered Accountants
Firm Registration No. 000756N

Neeraj Bansal
Partner
Membership No. 095960

Place: Kolkata/New Delhi/Noida
Date: 25th June, 2020

For and on behalf of the Board

Raghav Raj Kanoria
Managing Director
(DIN:07296482)

Amit Kiran Deb
Chairman
(DIN:02107792)

Amit Poddar
Chief Financial Officer

Prashant Kapoor
Company Secretary

Sanjeev Seth
Chief Executive Officer

Notes on Consolidated Financial Statements for the year ended 31st March, 2020

1. CORPORATE INFORMATION

India Power Corporation Limited is domiciled and incorporated in India and its shares are quoted on National Stock Exchange of India Limited (NSE) and Metropolitan Stock Exchange of India Limited (MSEI). The Registered Office of the Group is at Plot X1 2&3, Block - EP, Sector-V, Salt lake City, Kolkata - 700091.

The Consolidated Financial Statements relate to India Power Corporation Limited (the Group), and subsidiaries (collectively known as Group) and joint venture entities as detailed below:

Name of the Group	Country of Incorporation	Nature of relationship	Proportion of ownership interest held by the Group
India Power Corporation (Bodhgaya) Limited	India	Subsidiary till 07.11.2019	100%
Meenakshi Energy Limited	India	Subsidiary till 06.11.2019	2.44%
IPCL Pte. Ltd.	Singapore	Subsidiary	100%
Arka Energy B.V.	Netherlands	Joint Venture of IPCL Pte. Ltd.	36% equity held by IPCL Pte. Ltd.
Arkeni Solar sh.p.k	Albania	Wholly owned Subsidiary of Arka Energy B.V.	100% equity held by Arka Energy B.V.
India Uniper Power Services Private Limited	India	Joint venture	50%

Pursuant to initiation of Corporate Insolvency Resolution Process in respect of Meenakshi Energy Limited (MEL), MEL ceases to be subsidiary of the Group.

As financial statements for the interim period till the initiation of Corporate Insolvency Resolution Process of MEL and for the previous financial year are yet to be compiled, the Group has not consolidated MEL accounts for the said period with its financials.

The Group is engaged in thermal power generation in the State of West Bengal and wind power generation in the State of Gujarat, Karnataka and Rajasthan. It is licensed to distribute power in and around Asansol region including the area covered under Asansol Municipal Corporation in the State of West Bengal.

2. SIGNIFICANT ACCOUNTING POLICIES

2.1 Statement of Compliance

This consolidated financial statements have been prepared in accordance with Indian Accounting Standard (Ind AS) as prescribed under section 133 of the Companies Act 2013, ("the Act") ("to the extent notified") and the Regulations issued from time to time by "West Bengal Electricity Regulatory Commission" (WBERC) under the Electricity Act, 2003 (Tariff Regulations). Ind AS are prescribed under section 133 of the Act read with rule 3 of The Companies (Indian Accounting Standard) Rules, 2015 and the relevant amendment rules issued there after.

Accounting Policy has been consistently applied except where a newly introduced Accounting Standard is initially adopted or a revision to an existing accounting standard requires a change in accounting policy hitherto in use except change in accounting policy as disclosed in note no. 2.9 (vii).

2.2 Basis of Preparation

The consolidated financial statements have been prepared on historical cost convention on accrual basis except for certain financial instruments, that are measured in terms of relevant Ind AS at fair value/amortised cost at the end of each reporting period, as explained in accounting policy below. Historical cost convention is generally based on fair value of the consideration given in exchange for goods and services. Fair value is the price that would be received to sell an asset or paid to transfer a liability in an orderly transaction between market participants at the measurement date.

As the operating cycle cannot be identified in normal course, the same has been assumed to have duration of 12 months. All assets and liabilities have been classified as current or non-current as per the operating cycle and other criteria set out in Ind AS-1 'Presentation of Financial Statements' and Schedule III to the Companies Act, 2013.

The Consolidated Financial Statements are presented in Indian Rupees and all values are rounded off to the nearest two decimal lakhs except otherwise stated.

2.3 Principles of Consolidation

The consolidated financial statements incorporate the financial statements of the Company and its subsidiaries (collectively referred as "the Group"), Joint venture entities. The Group has investments in joint ventures which are accounted using equity method in these consolidated financial statements.

Control is achieved when the group is exposed, or has rights, to variable returns from its involvement with the investee and has the ability to affect those returns through its:

i) Power over the investee,

ii) Exposure, or rights to variable returns from its involvement with the investee,

iii) The ability to use its power over the investee to affect its returns

The Group re-assesses whether or not it controls an investee if facts and circumstances indicate that there are changes to

Notes on Consolidated Financial Statements for the year ended 31st March, 2020

one or more of the three elements of control. Consolidation of a subsidiary begins when the Group obtains control over the subsidiary and ceases when the Group loses control of the subsidiary. Assets, liabilities, income and expenses of a subsidiary acquired or disposed of during the year are included in the consolidated financial statements from the date the Group gains control until the date the Group ceases to control the subsidiary.

The consolidated financial statements are prepared using uniform accounting policies consistently for like transactions and other events in similar circumstances and are presented to the extent possible, in the same manner as the Company's Standalone Financials Statements except otherwise stated. Necessary adjustments are made to the financial statements of subsidiaries to bring their accounting policies in line with the Group's accounting policies.

In preparing the consolidated financial statements, financial statements of the Holding Company and its subsidiaries have been combined on a line by line basis by adding the book values of the like items of assets, liabilities, income and expenses after eliminating intra-group balances/transactions and unrealised profits or losses in full. The amounts shown in respect of reserves comprise the amount of the relevant reserves as per the balance sheet of the Parent Company and its share in the post-acquisition increase in the relevant reserves of the consolidated entities.

Profit or loss and each component of other comprehensive income are attributed to the owners of the Company and to the non-controlling interests. Total comprehensive income is attributed to the owners of the Company and to the non-controlling interest even if this results in the non-controlling interest having a deficit balance.

Changes in the Group's ownership interests in subsidiaries that do not result in the Group losing control over the subsidiaries are accounted for as equity transactions. The carrying amount of the Group's interests and the non-controlling interests are adjusted to reflect the changes in their relative interests and the fair value of the considerations paid or received is recognised directly in equity and attributed to the owners of the Company.

2.4 Business Combinations and goodwill

In accordance with Ind AS 101 provisions related to first time adoption, the Group has elected to apply Ind AS accounting for business combinations prospectively from April 1, 2015. As such, Indian GAAP balances relating to business combinations entered into before that date, including goodwill, have been carried forward with minimal adjustment. The said exemption has also been availed by joint ventures.

The acquisition method of accounting is used to account for business combinations by the Group.

After initial recognition, goodwill is measured at cost less any accumulated impairment losses. For the purpose of impairment testing, goodwill acquired in a business combination is, from the acquisition date, allocated to each of the Group's cash-generating units that are expected to benefit from the combination, irrespective of whether other assets or liabilities of the acquiree are assigned to those units.

2.5 Non-controlling Interest

Non-controlling interests represent the proportion of income, other comprehensive income and net assets in subsidiaries that is not attributable to the Company's shareholders.

Non-controlling interests are initially measured at the non-controlling interests' proportionate share of the recognised amounts of the acquiree's identifiable net assets. Subsequent to the acquisition, the carrying amount of the non-controlling interests is the amount of the interest at initial recognition plus the non-controlling interests' share of subsequent changes in equity.

2.6 Investment in joint ventures

Investments in joint ventures are accounted for using the equity method. The carrying amount of the investment in and joint ventures is increased or decreased to recognize the Group's share of the profit or loss and other comprehensive income of the joint venture, adjusted where necessary to ensure consistency with the accounting policies of the Group. Unrealised gains and losses on transactions between the Group and its joint ventures are eliminated to the extent of the Group's interest in those entities. Where unrealized losses are eliminated, the underlying asset is also tested for impairment.

The statement of profit and loss reflects the Group's share of the results of operations of the joint venture. Any change in Other Comprehensive Income (OCI) of those investees is presented as part of the Group's OCI. In addition, when there has been a change recognised directly in the equity of the joint venture, the Group recognises its share of any changes, when applicable, in the statement of changes in equity.

2.7 Foreign Subsidiaries

The results and financial position of foreign operations (none of which has the currency of a hyperinflationary economy) that have a functional currency different from the presentation currency are translated into the presentation currency as follows:

i) assets and liabilities are translated at the closing rate at the date of that balance sheet

ii) income and expenses are translated at average exchange rates (unless this is not a reasonable approximation of the cumulative effect of the rates prevailing on the transaction dates, in which case income and expenses are translated at the dates of the transactions).

iii) All resulting exchange differences are recognised in other comprehensive income. On consolidation, exchange differences arising from the translation of any net investment in foreign entities and of borrowings and other financial instruments designated as hedges of such investments, are recognised in other comprehensive income. When a foreign operation is sold, the associated exchange differences are reclassified to profit or loss, as part of the gain or loss on sale.

2.8 Fair Value Measurement

Fair value is the price that would be received to sell an asset or

Notes on Consolidated Financial Statements for the year ended 31st March, 2020

paid to transfer a liability in an orderly transaction between market participants at the measurement date under current market conditions.

The Group categorizes assets and liabilities measured at fair value into one of three levels depending on the ability to observe inputs employed for such measurement:

(a) Level 1 : quoted prices (unadjusted) in active markets for identical assets or liabilities.

(b) Level 2 : inputs other than quoted prices included within level 1 that are observable either directly or indirectly for the asset or liability.

(c) Level 3 : inputs for the asset or liability which are not based on observable market data.

2.9 Property, Plant and Equipment (PPE)

(i) PPE except land are stated at their cost of acquisition or construction and is net of accumulated depreciation. Carrying value of PPE on the date of transition has been considered to be deemed cost. The cost comprises purchase price, borrowing cost if capitalization criteria are met and directly attributable cost of bringing the asset to its working condition for the intended use. When significant parts of plant and equipment are required to be replaced at intervals, the Company depreciates them separately based on their specific useful lives. All other repair and maintenance costs are recognised in Statement of Profit and Loss as incurred.

(ii) All project related expenses viz civil works, machinery under erection, construction and erection materials, pre-operative expenditure net of revenue incidental / attributable to the construction of project, borrowing cost incurred prior to the date of commercial operations are shown under Capital Work -In-Progress (CWIP).

(iii) Depreciation on property plant and equipment commences when the assets are ready for their intended use.

(iv) Depreciation on PPE is provided on the straight-line method at the rates specified in the Tariff Regulation for regulated assets and for others on the basis of useful lives prescribed in Schedule II to the Companies Act, 2013. The useful life of assets considered for depreciation as above are as follows:

Category	Useful life (years)
Building	15 to 50
Plant & equipment	5 to 25
Mains, meters & transformers	7 to 35
Vehicles	5 to 10
Furniture & fixtures	7 to15
Office equipments	7 to 15

(v) The residual values, useful lives and method of depreciation are reviewed at each financial year end and adjusted prospectively, if appropriate.

(vi) Cost of leasehold lands including revaluation are amortised under the straight line method over the related lease period.

(vii) During the year the Group has revalued its Land Assets by adopting revaluation model as approved by the Board of Directors w.e.f 1st April, 2019, which till previous year was valued on cost model.

2.10 Intangible Assets

Recognition and initial measurement

Intangible assets are stated at cost comprising of purchase price inclusive of duties and taxes less accumulated amount of amortization and impairment losses. Such assets are amortised over the useful life using straight line method and assessed for impairment whenever there is an indication of the same.

Accordingly, cost of computer software packages (ERP and others) has been amortised over a period of 5 years on straight line basis.

2.11 Derecognition of Tangible and Intangible Assets

An item of PPE is de-recognised upon disposal or when no future economic benefits are expected to arise from its use or disposal. Gain or loss arising on the disposal of an item of PPE is determined as the difference between the sale proceeds and the carrying amount of the asset and is recognised in the Statement of Profit and Loss.

2.12 Impairment of Tangible and Intangible Assets

Tangible and Intangible assets are reviewed at each balance sheet date for impairment. In case events and circumstances indicate any impairment, recoverable amount of assets is determined. An impairment loss is recognized in the Statement of Profit and Loss, whenever the carrying amount of assets either belonging to Cash Generating Unit (CGU) or otherwise exceeds recoverable amount. The recoverable amount is the higher of assets fair value less cost of disposal and its value in use. In assessing value in use, the estimated future cash flows from the use of the assets are discounted to their present value at appropriate rate.

Impairment losses recognized earlier may no longer exist or may have come down. Based on such assessment at each reporting period the impairment loss is reversed and recognized in the Statement of Profit and Loss. In such cases the carrying amount of the asset is increased to the lower of its recoverable amount and the carrying amount that have been determined, net of depreciation, had no impairment loss been recognized for the asset in prior years.

2.13 Leases

The Group recognises right-of-use asset representing its right to use the underlying asset for the lease term at the lease commencement date. The cost of the right-of-use asset measured at inception shall comprise of the amount of the initial measurement of the lease liability adjusted for any lease payments made at or before the commencement date less any lease incentives received, plus any initial direct costs incurred and an

estimate of costs to be incurred by the lessee in dismantling and removing the underlying asset or restoring the underlying asset or site on which it is located. The right-of-use assets is subsequently measured at cost less any accumulated depreciation, accumulated impairment losses, if any and adjusted for any remeasurement of the lease liability. The right-of-use assets is depreciated using the straight-line method from the commencement date over the shorter of lease term or useful life of right-of-use asset. The estimated useful lives of right-of-use assets are determined on the same basis as those of property, plant and equipment.

Right-of-use assets are tested for impairment whenever there is any indication that their carrying amounts may not be recoverable. Impairment loss, if any, is recognised in the statement of profit and loss.

The Group measures the lease liability at the present value of the lease payments that are not paid at the commencement date of the lease. The lease payments are discounted using the interest rate implicit in the lease, if that rate can be readily determined. If that rate cannot be readily determined, the Group uses incremental borrowing rate. For leases with reasonably similar characteristics, the Group, on a lease by lease basis, may adopt either the incremental borrowing rate specific to the lease or the incremental borrowing rate for the portfolio as a whole. The lease payments shall include fixed payments, variable lease payments, residual value guarantees, exercise price of a purchase option where the Group is reasonably certain to exercise that option and payments of penalties for terminating the lease, if the lease term reflects the lessee exercising an option to terminate the lease. The lease liability is subsequently remeasured by increasing the carrying amount to reflect interest on the lease liability, reducing the carrying amount to reflect the lease payments made and remeasuring the carrying amount to reflect any reassessment or lease modifications or to reflect revised in-substance fixed lease payments. The Group recognises the amount of the re-measurement of lease liability due to modification as an adjustment to the right-of-use asset and statement of profit and loss depending upon the nature of modification. Where the carrying amount of the right-of-use asset is reduced to zero and there is a further reduction in the measurement of the lease liability, the Group recognises any remaining amount of the re-measurement in statement of profit and loss.

The Group has adopted Ind AS 116, effective annual reporting period beginning April 1, 2019 and applied the standard to its leases, using modified retrospective approach, under which the cumulative effect of initial application is recognised as at 1st April, 2019.

On transition, the Group recognised a Right to use asset and lease liability measured at the present value of the remaining lease payments and discounted using the lessee's incremental borrowing rate as at April 1, 2019. Accordingly, a right-of-use asset of 3,956.26 lakhs and a corresponding lease liability has been recognized by considering incremental rate borrowing @ 10.92 percent.

The Group has leases that were classified as finance leases applying Ind AS 17. For such leases, the carrying amount of the right-of-use asset and the lease liability at the date of initial application of Ind AS 116 is the carrying amount of the lease asset and lease liability on the transition date as measured applying Ind AS 17. An amount of ₹ 22.18 lakhs has been reclassified from Non Current Financial Liabilities - Borrowings to Non Current Financial Liabilities - lease liability.

2.14 Financial Assets and Financial Liabilities

Financial assets and financial liabilities (together known as financial instruments) are recognized when Group becomes a party to the contractual provisions of the instruments.

Financial assets and financial liabilities are initially measured at fair value. Transaction costs that are directly attributable to the acquisition or issue of financial assets and financial liabilities (other than financial assets and financial liabilities at fair value through profit or loss) are added to or deducted from the fair value of the financial assets or financial liabilities, as appropriate, on initial recognition. Transaction costs directly attributable to the acquisition of financial assets or financial liabilities at fair value through profit or loss are recognized immediately in the Statement of Profit and Loss.

The financial assets and financial liabilities are classified as current if they are expected to be realised or settled within operating cycle of the Group or otherwise these are classified as non current.

The financial instruments are classified to be measured at Amortized Cost, at Fair Value Through Profit and Loss (FVTPL) or at Fair Value Through Other Comprehensive Income (FVTOCI) and such classification depends on the objective and contractual terms to which they relate. Classification of financial instruments are determined on initial recognition.

(i) Cash and cash equivalents

All highly liquid financial instruments, which are readily convertible into known amounts of cash and which are subject to an insignificant risk of change in value and are having original maturities of three months or less from the date of purchase, are considered as cash equivalents. Cash and cash equivalents includes balances with banks which are unrestricted for withdrawal and usage.

(ii) Financial Assets and Financial Liabilities measured at amortized cost

Financial Assets held within a business whose objective is to hold these assets in order to collect contractual cash flows and the contractual terms of the financial asset give rise on specified dates to cash flows that are solely payments of principal and interest on the principal amount outstanding are measured at amortized cost.

The above Financial Assets and Financial Liabilities subsequent to initial recognition are measured at amortized cost using Effective Interest Rate (EIR) method.

The effective interest rate is the rate that exactly discounts estimated future cash payments or receipts (including all fees and points paid or received, transaction costs and other premiums or discounts) through the expected life of the Financial Asset or Financial Liability to the gross carrying amount of the financial asset or to the amortised

cost of financial liability, or, where appropriate, a shorter period, to the net carrying amount on initial recognition.

(iii) Financial Asset at Fair Value through Other Comprehensive Income (FVTOCI)

Financial assets are measured at fair value through other comprehensive income if these financial assets are held within a business whose objective is achieved by both collecting contractual cash flows and selling financial assets and the contractual terms of the financial asset give rise on specified dates to cash flows that are solely payments of principal and interest on the principal amount outstanding. Subsequent to initial recognition, they are measured at fair value and changes therein are recognised directly in other comprehensive income.

(iv) For the purpose of para (ii) and (iii) above, the principal is considered to be fair value of the financial asset at initial recognition and interest consists of consideration for the time value of money and associated credit risk.

(v) Financial Assets or Liabilities at Fair value through profit or loss (FVTPL)

Financial Instruments which do not meet the criteria of amortized cost or fair value through other comprehensive income are classified as Fair Value through Profit or loss. These are recognised at fair value and changes therein are recognized in the Statement of Profit and Loss.

2.15 Financial guarantee contracts

Financial guarantee contracts other than those which are in the nature of Insurance are those contracts that require a payment to be made to reimburse the holder for a loss it incurs because the specified party fails to make a payment when due in accordance with the terms of a debt instrument. Financial guarantee contracts are recognised initially as a liability at fair value, adjusted for transaction costs that are directly attributable to the issuance of the guarantee. Subsequently, the liability is measured at the higher of the amount of expected loss allowance determined as per impairment requirements of Ind-AS 109 and the amount recognised less cumulative amortization.

2.16 Impairment of Financial Assets

A financial asset is assessed for impairment at each reporting date. A financial asset is considered to be impaired if objective evidence indicates that one or more events have a negative effect on the estimated future cash flows of that asset.

The Company measures the loss allowance for a financial instrument at an amount equal to the lifetime expected credit losses if the credit risk on that financial instrument has increased significantly since initial recognition. If the credit risk on a financial instrument has not increased significantly since initial recognition, the Company measures the loss allowance for that financial instrument at an amount equal to 12-month expected credit losses.

However, for trade receivables or contract assets that result in relation to revenue from contracts with customers, the Company measures the loss allowance at an amount equal to lifetime expected credit losses.

For the purpose of classification of financial asset including trade receivable as credit impaired, a period of three years is considered by the Management.

2.17 De-recognition of financial instruments

The Group derecognizes a financial asset or a group of financial assets when the contractual rights to the cash flows from the asset expire, or when it transfers the financial asset and substantially all the risks and rewards of ownership of the asset to another party.

On derecognition of a financial asset (except for equity instruments designated as FVTOCI), the difference between the asset's carrying amount and the sum of the consideration received and receivable are recognized in Statement of Profit and Loss.

On derecognition of assets measured at FVTOCI the cumulative gain or loss previously recognised in other comprehensive income is reclassified from OCI to profit or loss as a reclassification adjustment.

Financial liabilities are derecognized if the Group's obligations specified in the contract expire or are discharged or cancelled. The difference between the carrying amount of the financial liability derecognized and the consideration paid and payable is recognized in Statement of Profit and Loss.

2.18 Inventories

Inventories are valued at lower of cost or net realisable value.

Cost is calculated on weighted average basis and includes expenditure incurred for bringing such inventories to their present location and condition. Adjustments in the carrying amount of obsolete, defective and slow moving items as may be identified at the time of physical verification is made where appropriate, to cover any eventual loss on their ultimate realisation.

2.19 Foreign Currency Transactions

Presentation currency:

These financial statements are presented in Indian Rupee, the national currency of India, which is the functional currency of the Group.

Transactions and balances:

Transactions in foreign currencies are translated into the functional currency at the exchange rates prevailing on the date of the transactions. Foreign currency monetary assets and liabilities at the year-end are translated at the year-end exchange rates. Non-monetary items which are carried in terms of historical cost denominated in a foreign currency are reported using the exchange rate at the date of transaction. The loss or gain thereon and also on the exchange differences on settlement of the foreign currency transactions during the year are recognized as income or expense in the statement profit and loss. Foreign exchange gain/loss to the extent considered

Notes on Consolidated Financial Statements for the year ended 31st March, 2020

as an adjustment to Interest Cost are considered as part of borrowing cost.

2.20 Provision, Contingent Liabilities and Contingent Assets

Provisions involving substantial degree of estimation in measurement are recognized when there is a legal or constructive obligation as a result of past events and it is probable that there will be an outflow of resources and a reliable estimate can be made of the amount of obligation. Provisions are not recognized for future operating losses. The amount recognized as a provision is the best estimate of the consideration required to settle the present obligation at the end of the reporting period, taking into account the risks and uncertainties surrounding the obligation.

Contingent liabilities is not recognized and are disclosed by way of notes to the financial statements when there is a possible obligation arising from past events, the existence of which will be confirmed only by the occurrence or non-occurrence of one or more uncertain future events not wholly within the control of the Group or when there is a present obligation that arises from past events where it is either not probable that an outflow of resources will be required to settle the same or a reliable estimate of the amount in this respect cannot be made.

Contingent Assets are disclosed in the financial statements by way of notes to accounts when an inflow of economic benefits is probable.

2.21 Employee Benefits

The Holding Company makes contributions to Gratuity fund which is administered through duly constituted and approved Trust. Provident Fund contributions are in the nature of defined contribution scheme. Provident funds are deposited with the Government and recognised as expense. The cost of providing benefits under the defined benefit obligation is calculated by independent actuary using the projected unit credit method. Service costs and net interest expense or income is reflected in the Statement of Profit and Loss. Gain or loss on account of remeasurements are recognised immediately through other comprehensive income in the period in which they occur. The employees of the Company are entitled to compensated leave for which the Company records the liability based on actuarial valuation computed using projected unit credit method. These benefits are unfunded except gratuity.

2.22 Revenue Recognition

Revenue from contracts with customers is recognised on supply of electricity or when services are rendered to the customers at an amount that reflects the consideration to which the Company is entitled under appropriate regulatory framework.

Revenue to be earned from sale of electricity supplied from regulated business is accounted for on basis of monthly billing with specified due dates to consumers at rates approved by WBERC and are net of rebates and do not include electricity duty collected from consumers and payable to the State Government.

Sale of electricity other than above is billed monthly with specified due dates and accounted for at rates agreed with respective consumers.

Regulatory income and expense for the year recognised as per Regulations issued by WBERC are shown separately in the Statement of Profit and Loss.

2.23 Interest, Dividend and Claims

Dividend income is recognized when the right to receive payment is established. Interest has been accounted using effective interest rate method. Insurance claims/ other claims are accounted as and when admitted / settled.

2.24 Borrowing Costs

Borrowing cost comprises of interest and other costs incurred in connection with the borrowing of the funds. All borrowing costs are recognized in the Consolidated Statement of Profit and Loss using the effective interest method except to the extent attributable to qualifying Property Plant Equipment (PPE) which are capitalized to the cost of the related assets. A qualifying PPE is an asset, that necessarily takes a substantial period of time to get ready for its intended use or sale. Borrowing cost also includes exchange differences to the extent considered as an adjustment to the borrowing costs.

2.25 Income Tax

Current tax represents the amount payable based on computation of tax as per prevailing taxation laws under the Income Tax Act, 1961. Provision for deferred taxation is made using liability method on temporary difference arising between the tax bases of assets and liabilities and their carrying amounts in the financial statements using tax rates (and laws) that have been enacted or substantially enacted by the end of the reporting period and are expected to apply when the related deferred tax asset is realised or the deferred tax liability is settled. Deferred Tax Assets are recognized subject to the consideration of prudence and are periodically reviewed to reassess realization thereof. Deferred Tax Liability or Asset will give rise to actual tax payable or recoverable at the time of reversal thereof. Current and Deferred Tax relating to items recognised outside profit or loss, that is either in other comprehensive income (OCI) or in equity, is recognised along with the related items. The company reviews the MAT credit entitlement at each reporting date and recognises the credit against the tax payable to the extent that it is probable that it will be able to utilise the same against normal tax during the specified period.

2.26 Earnings per equity share

Basic earnings per share including regulatory income/expense is calculated by dividing the net profit or loss for the period attributable to equity shareholders (after deducting attributable taxes) by the weighted average number of equity shares outstanding during the period. The weighted average number of equity shares outstanding during the period is adjusted for events including a bonus issue.

Basic earnings per share excluding regulatory income/expense is calculated by dividing the net profit or loss for the period before regulatory income/expense attributable to equity shareholders

(after deducting attributable taxes) by the weighted average number of equity shares outstanding during the period. The weighted average number of equity shares outstanding during the period is adjusted for events including a bonus issue.

For the purpose of calculating diluted earnings per share including regulatory income/expense, the net profit or loss for the period attributable to equity shareholders (after deducting attributable taxes) and the weighted average number of shares outstanding during the period are adjusted for the effects of all dilutive potential equity shares.

For the purpose of calculating diluted earnings per share excluding regulatory income/expense, the net profit or loss for the period before regulatory income/expense attributable to equity shareholders (after deducting attributable taxes) and the weighted average number of shares outstanding during the period are adjusted for the effects of all dilutive potential equity shares.

2.27 Regulatory assets and liabilities

Regulatory assets and liabilities shown as Regulatory Deferral Account Balance are recognised based on process defined in Tariff Regulations issued by WBERC. Any adjustment there of are recognised in the year in which order of WBERC are received. It includes amount recoverable from/ refundable to consumers on account of Fuel and Power Purchase Cost Adjustment (FPPCA), and other adjustments based on tariff regulations and orders. Consequential adjustments are given effect to upon confirmation by the relevant authorities.

3. CRITICAL ACCOUNTING JUDGEMENTS, ASSUMPTIONS AND KEY SOURCES OF ESTIMATION AND UNCERTAINTY

The preparation of the financial statements in conformity with IND AS requires management to make estimates, judgments and assumptions. These estimates, judgements and assumptions affect the application of accounting policies and the reported amount of assets and liabilities, the disclosures of contingent assets and liabilities at the date of the financial statements and reported amount of revenues and expenses during the period. Accounting estimates could change from period to period. Actual results could differ from those estimates. Appropriate changes in estimates are made as management becomes aware of changes in circumstances surrounding the estimates. Differences between the actual results and estimates are recognised in the year in which the results are known / materialized and, if material, their effects are disclosed in the notes to the financial statements.

Application of accounting policies that require significant areas of estimation, uncertainty and critical judgments and the use of assumptions in the financial statements have been disclosed below. The key assumptions and other key sources of estimation and uncertainty at the balance sheet date, that have a significant risk of causing a material adjustment to the carrying amount of assets and liabilities within the next financial year have also been discussed below:

(a) Regulatory Deferral Account Balances

Regulatory Deferral account balances consists of Fuel and Power Purchase Cost Adjustment (FPPCA) and other accruals as per the tariff Regulation as recognised in the accounts have been considered on the basis of available tariff order and as per the norms and formula prescribed in the regulations; this may vary requiring adjustments on determination by the regulator.

(b) Fair Valuation of Financial assets - Beneficial Interest in Power Trust

Beneficial interest in Power Trust have been evaluated and considered based on the valuation of underlying securities and the projected inflows of the Investee entities as estimated by the respective management and evaluated by an independent valuer. Variation arising with respect to actual numbers in future may require adjustment effecting other comprehensive income.

Investment in unlisted equity are carried at fair value through other comprehensive income based on latest available audited financial statement.

(c) Income taxes

Significant judgment is required in determination of taxability of certain income and deductibility of certain expenses during the estimation of the provision for income taxes. Accordingly, such provision has been made considering concession/allowances including those based on expert advice/judicial pronouncements.

(d) Contingencies

Management judgement is required for estimating the possible outflow of resources, if any, in respect of contingencies/claim/litigations as it is not possible to predict the outcome of pending matters with accuracy.

(e) Impairment loss on trade receivables

The Group evaluates whether there is any objective evidence that trade receivables are impaired and determines the amount of impairment loss as a result of the inability of the debtors to make required payments. The Group bases the estimates on the ageing of the trade receivables balance, credit-worthiness of the trade receivables and historical write-off experience. If the financial conditions of the trade receivable vary, it may effect the amount of actual write-offs as estimated.

(f) Defined benefit obligation (DBO)

Management's estimate of the DBO is based on a number of critical underlying assumptions such as standard rates of inflation, cost trends, mortality, discount rate and anticipation of future salary increases. Variation in these assumptions may impact the DBO amount and the annual defined benefit expenses.

Notes on Consolidated Financial Statements for the year ended 31st March, 2020

4. AMALGAMATION OF INDIA POWER CORPORATION LIMITED

Pursuant to the scheme of arrangement and amalgamation ('the scheme') sanctioned by the Hon'ble Calcutta High Court vide its order dated 17th April, 2013, erstwhile India Power Corporation Limited (IPCL), has been amalgamated with the Group with effect from 1st October 2011(the appointed date). The scheme was therefore given effect to in the financial Statements for the year ended 31st March 2013.

4.1 Consequent to the amalgamation as above:

The shareholders of erstwhile IPCL (the Transferor Company) are entitled to 11 equity shares of the Company (the Transferee Company) against every 100 equity shares held by them. Accordingly 1,12,02,75,823 equity shares of ₹ 1 each of the Company aggregating to ₹ 11,202.75 lakhs are to be issued to the shareholders of erstwhile IPCL. Erstwhile IPCL being the Amalgamating / Transferor Company, its shareholding of 51,61,32,374 equity shares of ₹ 1 each aggregating to ₹ 5,161.32 lakhs in the Company shall stand cancelled in terms of the scheme approved by the High Court leaving 38,95,15,856 equity shares held by Power Trust. The above referred allotment and cancellation has not been given effect due to certain pending clearance(s)/approval(s) from the Stock Exchanges in view of interim order relating to minimum public shareholding passed by SEBI. Pending this, a net amount of ₹ 6,041.43 lakhs, being the differential amount with respect to the equity shares to be allotted and to be cancelled as stated herein above, has continued to be shown as share capital suspense account.

In terms of the Orders dated 27th January, 2017, 25th August, 2017 and 18th May, 2018 of Hon'ble Calcutta High Court, Power Trust transferred/sold off through Offer for Sale 6,54,79,972 equity shares of the Company. Therefore, Power Trust holds 32,40,35,884 equity shares of the Company as on 31st March, 2020.

Notes on Consolidated Financial Statements for the year ended 31st March, 2020

5 PROPERTY, PLANT AND EQUIPMENT

(₹ In lakhs)

Particulars	Freehold Land	Leasehold Land	Leasehold improve-ments	Buildings	Plant and Equipment	Mains, Meters and Transformers	Furniture and Fixtures	Office Equipment	Vehicles	Refer Note 5.6		Total
										Long term Leasehold land	Wind mills	
Gross carrying value as at April 1, 2018	**5,730.90**	**1,417.82**	**56.48**	**23,255.58**	**1,56,218.50**	**23,154.65**	**842.95**	**1,650.59**	**384.23**	**-**	**-**	**2,12,711.70**
Addition	-	228.58	-	272.60	490.64	2,143.01	9.48	60.99	-	-	-	3,205.30
Disposal	-	-	-	-	-	7.62	-	2.76	86.18	-	-	96.56
Adjustments	(5,442.70)	-	(56.48)	(16,919.61)	(1,47,870.53)	2,852.86	(623.76)	(1,100.94)	(143.01)	-	-	(1,69,304.17)
Gross carrying value as at March 31, 2019	**288.20**	**1,646.40**	**-**	**6,608.57**	**8,838.61**	**28,142.90**	**228.67**	**607.88**	**155.04**	**-**	**-**	**46,516.27**
Reclassified on adoption of Ind AS 116	-	(1,646.40)	-	-	-	-	-	-	-	1,646.40	2,309.85	2,309.85
Addition	-	-	-	195.18	-	851.19	3.87	28.44	-	0.05	-	1,078.73
Disposal	-	-	-	1.17	1.13	23.87	0.14	1.23	18.22	-	-	45.76
Adjustments	-	-	-	(36.82)	(1,892.10)	(2,977.58)	(31.56)	(136.41)	-	-	-	(5,074.47)
Addition for revaluation of land (Note 5.5)	23,253.97	-	-	-	-	-	-	-	-	31,643.27	-	54,897.24
Gross carrying value as at March 31, 2020	**23,542.17**	**-**	**-**	**6,765.76**	**6,945.38**	**25,992.64**	**200.84**	**498.68**	**136.82**	**33,289.72**	**2,309.85**	**99,681.86**
Accumulated depreciation as at April 1, 2018	**-**	**72.01**	**-**	**2,465.61**	**22,688.72**	**2,815.66**	**164.39**	**459.62**	**76.67**	**-**	**-**	**28,742.68**
Charge for the period	-	26.40		242.85	941.73	1,032.81	22.19	58.06	28.69	-	-	2,352.73
Disposal	-	-	-	-	-	1.09	-	2.07	18.01	-	-	21.17
Adjustments	-	-	-	(1,634.10)	(22,389.47)	231.19	(115.56)	(309.08)	(11.96)	-	-	(24,228.98)
Accumulated depreciation as at March 31, 2019	**-**	**98.41**	**-**	**1,074.36**	**1,240.98**	**4,078.57**	**71.02**	**206.53**	**75.39**	**-**	**-**	**6,845.26**
Charge for the period	-	-	-	200.83	276.81	1,119.62	18.56	37.47	18.95	622.09	577.46	2,871.79
Disposal	-	-	-	0.09	0.25	12.27	-	0.68	14.43	-	-	27.72
Reclassified on adoption of Ind AS 116		(98.41)	-	-	-	-	-	-	-	98.41	-	-
Adjustments	-		-	-	-	-	-	-	-	-	-	125.20
Accumulated depreciation as at March 31, 2020	**-**	**-**	**-**	**1,275.10**	**1,517.54**	**5,185.92**	**89.58**	**243.32**	**79.91**	**720.50**	**577.46**	**9,814.53**
Net carrying value as at March 31, 2019	**288.20**	**1,547.99**	**-**	**5,534.21**	**7,597.63**	**24,064.33**	**157.65**	**401.35**	**79.65**	**-**	**-**	**39,671.01**
Net carrying value as at March 31, 2020	**23,542.17**	**-**	**-**	**5,490.66**	**5,427.84**	**20,806.72**	**111.26**	**255.36**	**56.91**	**32,569.22**	**1,732.39**	**89,992.53**

5.1 The Group has elected to continue with the carrying value of its Property, Plant & Equipment(PPE) as on April 1, 2015 (transition date) measured as per previous GAAP and used that carrying value as its deemed cost.

Notes on Consolidated Financial Statements for the year ended 31st March, 2020

5.2 Gross Block and Net Block of buildings includes ₹ 166.67 lakhs and ₹ 133.75 lakhs (₹ 166.67 lakhs and ₹ 140.32 lakhs as on March 31, 2019) respectively being building constructed on land not owned by the company.

5.3 Refer note 22 & 28 for charge against PPE.

5.4 Refer note 16.1 for disposal of Chinakuri Power Plant.

5.5 Holding Company has revalued its Land Assets by adopting revaluation model as approved by the Board of Directors w.e.f 1st April, 2019 based on valuation report of an independent IBBI registered valuer. The valuation has been done on level 3 hierarchy as per Ind AS 113, at the price that would be received to sell an asset in an orderly transaction between market participants at the measurement date.

As a result of revaluation, freehold land value has increased from ₹ 288.20 lakhs to ₹ 23,542.17 lakhs and Leasehold Land value has increased from ₹ 1,547.99 lakhs to ₹ 33,191.26 lakhs. The said increase of ₹ 54,897.24 lakhs has been recognised in Other Comprehensive Income and credited to revaluation surplus in Other Equity. The related amortization of ₹ 595.31 lakhs and deferred tax of ₹ 10,170.11 lakhs has been recognised.

If revaluation model was not adopted net carrying value of Freehold and leasehold land as on 31st March, 2020 would have been ₹ 288.20 lakhs & ₹ 1,521.26 lakhs respectively and profit for the year would have increased by ₹ 456.63 lakhs and total comprehensive income for the year would have decreased by ₹ 44,270.50 lakhs.

5.6 Reclassified in accordance with Ind AS 116 as Right of use assets.

6 INTANGIBLE ASSETS

(₹ in lakhs)

Particulars	Software	Right to Charge Users (refer Note 6.1)	Right (refer Note 6.2)	Total
Gross Carrying Value as at April 1, 2018	**538.88**	**5,256.29**	**1,120.44**	**6,915.61**
Additions	73.94	-	-	73.94
Disposal	-	-	-	-
Adjustments	(170.00)	(5,256.29)	(1,120.44)	(6,546.73)
Gross Carrying Value as at March 31, 2019	**442.82**	**-**	**-**	**442.82**
Additions	32.79	-	-	32.79
Disposal	-	-	-	-
Adjustments	-	-	-	-
Gross Carrying Value as at March 31, 2020	**475.61**	**-**	**-**	**475.61**
Accumulated depreciation as at April 1, 2018	**324.29**	**819.91**	**-**	**1,144.20**
Charge for the period	34.66	-	-	34.66
Disposal	-	819.91	-	819.91
Adjustments	(109.01)	-	-	(109.01)
Accumulated depreciation as at March 31, 2019	**249.94**	**-**	**-**	**249.94**
Charge for the period	38.48	-	-	38.48
Disposal	-	-	-	-
Accumulated depreciation as at March 31, 2020	**288.42**	**-**	**-**	**288.42**
Net carrying value as at March 31, 2019	**192.88**	**-**	**-**	**192.88**
Net carrying value as at March 31, 2020	**187.19**	**-**	**-**	**187.19**

6.1 Intangible asset in respect of the subsidiary, India Power Corporation (Bodhgaya) Limited , being the Right to charge users of the Electricity under the Distribution Franchise Agreement "DFA" with South Bihar Power Distribution Company Limited "SBPDCL". These assets being de-recognised during the previous year due to termination of DFA with SBPDCL.

Notes on Consolidated Financial Statements for the year ended 31st March, 2020

6.2 Right represents the value of intangible rights acquired by India Power Green Utility Private Limited, a subsidiary on acquisition of PL Solar Renewable Limited, PL Sunrays Power Limited and PL Surya Vidyut Limited. These assets being de-recognised during the previous year on account of sale of the said subsidiaries.

7.1 NON-CURRENT INVESTMENTS

(₹ in lakhs)

Particulars	31st March, 2020 (No.)	31st March, 2019 (No.)	Face value (₹)	As at 31st March, 2020	As at 31st March, 2019
Investment in equity instruments					
Fully paid up Equity Shares					
Unquoted, Carried at Cost					
Investment in Subsidiary Companies					
Meenakshi Energy Limited	-	10,02,34,109	10	-	10,023.41
Investment in Joint venture Companies					
India Uniper Power Services Private Limited	35,25,000	35,25,000	10	352.50	352.50
Share of profit & loss a/c				(128.16)	(88.63)
Arka Energy B.V (360 shares @ face value Euro 1)	360	-		0.28	-
Share of profit & loss a/c				(0.28)	-
Investment in Other Body Corporate					
Carried at Fair value through Other Comprehensive Income					
Quoted					
Yule Financing & Leasing Co. Limited	2,97,930	2,97,930	10	-	-
Unquoted					
Transformer & Switchgear Limited	24,407	24,407	10	-	-
WEBFIL Limited	-	20,03,800	10	-	-
Woodlands Multispecialty Hospital Limited	500	500	10	0.05	0.05
India Power Corporation (Bodhgaya) Limited	1,00,000	-	10	-	-
Meenakshi Energy Limited	10,02,34,109	-	10	9,472.12	-
Investment in Debenture					
Fully Paid up Debentures					
Investment in other Body Corporate					
Carried at Fair value through Other Comprehensive Income					
18.00% Unsecured Optionally fully convertible debentures of OSD Coke (Consortium) Private Limited	2,500	2,500	100	2.50	2.50

Notes on Consolidated Financial Statements for the year ended 31st March, 2020

7.1 NON-CURRENT INVESTMENTS (CONTD.)

(₹ in lakhs)

Particulars		31st March, 2020 (No.)	31st March, 2019 (No.)	Face value (₹)	As at 31st March, 2020	As at 31st March, 2019
Investment for Unforeseen Exigencies Reserve						
Carried at amortised cost						
Quoted - Bonds						
9.05%	Corporation Bank, 2019	3	3	10,00,000	-	30.00
9.20%	Bank of Baroda Perpetual bonds, 2019	3	3	10,00,000	-	30.00
9.18%	PFC, 2021	4	4	10,00,000	39.56	39.56
11.40%	SREI IFL, 2022	2	2	10,00,000	19.99	19.99
10.50%	SIFL, 2020	-	1	10,00,000	-	9.75
Carried at Fair value through Profit and loss						
Quoted- Mutual Funds						
UTI- GILT Advantage fund long term plan - Dividend payout		6,39,645	6,39,645	10	182.66	162.24
Investment for Unforeseen Exigencies Reserve Interest						
Carried at amortised cost						
Quoted - Bonds						
11.40%	SREI IFL, 2022	2	2	10,00,000	19.99	19.99
10.50%	SIFL, 2020	-	1	10,00,000	-	9.76
8.3%	GOI 2040 Bond	3,000	3,000	100	2.92	2.92
Carried at Fair value through Profit and loss						
Quoted- Mutual Funds						
UTI Balanced Fund (Income Re-investment) Scheme		96,465	85,750	10	21.34	28.68
Total					**9,985.47**	**10,642.72**
Aggregate amount of Quoted Investments					286.46	352.89
Aggregate Market Value of Quoted Investments					288.51	350.47
Aggregate amount of Unquoted Investments					9,699.01	10,289.83

7.2 CURRENT INVESTMENTS

(₹ in lakhs)

Particulars		31st March, 2020 (No.)	31st March, 2019 (No.)	Face value (₹)	As at 31st March, 2020	As at 31st March, 2019
Investment for Unforeseen Exigencies Reserve						
Carried at amortised cost						
Quoted - Bonds						
9.20%	Bank of Baroda Perpetual bonds, 2019	1	-	10,00,000	9.75	-

Notes on Consolidated Financial Statements for the year ended 31st March, 2020

7.2 CURRENT INVESTMENTS (CONTD.)

(₹ in lakhs)

Particulars	31st March, 2020 (No.)	31st March, 2019 (No.)	Face value (₹)	As at 31st March, 2020	As at 31st March, 2019
Investment for Unforeseen Exigencies Reserve Interest					
Carried at amortised cost					
Quoted - Bonds					
10.50% SIFL, 2020	1	-	10,00,000	9.76	-
Total				**19.51**	**-**
Aggregate amount of Quoted Investments				19.51	-
Aggregate Market Value of Quoted Investments				19.40	-

7.3 (a) The Company's investment of 381,15,06,509 shares in Meenakshi Energy Limited (MEL) representing 92.75% of MEL equity shares being held until 2nd May, 2018 valued at ₹ 66.48, which were fully pledged with SBICAP Trustee Company Limited (SBI CAP) on behalf of the lenders of the MEL was invoked on 2nd May, 2018. This matter and lender interchangeability is presently pending with High Court of judicature at Hyderabad for the state of Telangana and the State of Andhra Pradesh and is sub-judice.

Pursuant to initiation of Corporate Insolvency Resolution Process during the year Meenakshi Energy Limited (MEL) ceased to be subsidiary of the Company w.e.f. 7th November 2019. Fair valuation has been done on the basis of latest available audited financial statement, i.e. 31st March, 2018 of MEL. The Management expects to recover the investments and receivables in near future based on the developments in the ongoing resolution process.

(b) As financial statements for the interim period till the initiation of Corporate Insolvency Resolution Process of MEL and for the previous financial year are yet to be compiled, the Group has not consolidated MEL accounts for the said period with its financials.

(c) Pursuant to initiation of Corporate Insolvency Resolution Process during the year India Power Corporation (Bodhgaya) Limited ceased to be the subsidiary of the Company w.e.f. 8th November, 2019.The Management expects to recover the investments and receivables in near future based on the developments in the ongoing resolution process.

7.4 During the year based on strategic decision of the management the Company has disinvested its equity stake in WEBFIL Limited having fair value of ₹ nil at ₹ 170.32 lakhs resulting in gain of ₹ 170.32 lakhs

7.5 Details of Subsidiaries and Joint ventures in accordance with Ind AS 112 "Disclosure of interests in other entities"

(a) Investment in Subsidiaries

Name of the Company	Principal activities	Note No	Country of Incorporation	Proportion of ownership interest held by the Company	
				As at 31st March, 2020	As at 31st March, 2019
India Power Corporation (Bodhgaya) Limited	Electricity Distribution franchise business in Gaya		India	-	100.00
IPCL Pte. Ltd.	Exploring electricity business development opportunities in India and abroad		Singapore	100.00	100.00
Meenakshi Energy Limited	Generation of thermal power	7.3	India	-	2.44

Notes on Consolidated Financial Statements for the year ended 31st March, 2020

(b) Investment in Joint Ventures

Name of the Company	Principal Activity	Country of Incorporation	Proportion of ownership interest held by the Company	
			As at 31st March, 2020	As at 31st March, 2019
India Uniper Power Services Private Limited	Assets management services for power generating assets	India	50.00	50.00
Arka Energy B.V	Develop, build, finance, operate and install new power plants	Netherlands	36.00	-

7.6 Summarised financial information for joint ventures

(₹ in lakhs)

Summarised balance sheet	India Uniper Power Services Private Limited		Arka Energy B.V. (including Arkeni Solar sh.p.k)	Matsya Shipping & Ports Private Limited
	As at 31st March 2020	As at 31st March 2019	As at 31st March 2020	As at 25th Feb, 2019
Current Assets				
Cash and cash equivalents	25.51	35.03	0.93	0.48
Other Assets	633.93	806.49	0.57	-
Total Current Assets	**659.44**	**841.52**	**1.50**	**0.48**
Total Non current assets	**34.99**	**35.58**	**49.82**	**-**
Current liabilities				
Financial liabilities	266.07	342.50	3.61	6.85
Other liabilities	7.92	21.85	-	0.08
Total Current Liabilities	**273.99**	**364.35**	**3.61**	**6.93**
Non Current liabilities				
Financial liabilities	-	-	83.54	-
Other liabilities	0.36	13.61	-	-
Total Non Current Liabilities	**0.36**	**13.61**	**83.54**	**-**
Net Assets	**420.08**	**499.14**	**(35.83)**	**(6.45)**

Reconciliation of the above summarised financial information to the carrying amount of the interest in Joint Venture recognised in the consolidated financial statement.

(₹ in lakhs)

Particulars	India Uniper Power Services Private Limited		Arka Energy B.V. (including Arkeni Solar sh.p.k)	Matsya Shipping & Ports Private Limited
	As at 31st March 2020	As at 31st March 2019	As at 31st March 2020	As at 25th Feb, 2019
Opening Net assets	527.70	766.29	-	(1.05)
Equity share issued	-	-	-	-
Profit/(loss) for the year	(84.43)	(241.52)	(37.68)	(1.64)
Other comprehensive income	5.37	2.93	-	-
Dividend paid	-	-	-	-
Closing net assets	448.64	527.70	(37.68)	(2.69)
Proportion of the Group's ownership interest in JV (%)	50	50	36	50
Proportion of the Group's ownership interest in JV	224.34	263.87	(0.28)	-
Carrying amount	224.34	263.87	-	-

Notes on Consolidated Financial Statements for the year ended 31st March, 2020

7.6 Summarised financial information for joint ventures (Contd.)

(₹ in lakhs)

Summarised statement of profit and loss	India Uniper Power Services Private Limited		Arka Energy B.V. (including Arkeni Solar sh.p.k)	Matsya Shipping & Ports Private Limited
	Year ended 31st March 2020	Year ended 31st March 2019	Period ended 31st March 2020	Period ended 25th Feb, 2019
Revenue	22.52	377.11	-	-
Interest income	81.52	65.38	-	-
Depreciation and amortisation expenses	(1.43)	(1.53)	-	-
Interest expenses	(9.27)	(11.94)	(0.84)	(0.59)
Other	(175.12)	(670.37)	(36.84)	(1.05)
Income tax expenses	(2.66)	(0.17)	-	-
Profit from continuing operation	(84.43)	(241.52)	(37.68)	(1.64)
Profit from discontinued operation	-	-	-	-
Profit for the year	(84.43)	(241.52)	(37.68)	(1.64)
Other comprehensive income	5.37	2.93	-	-
Total comprehensive income	(79.06)	(238.59)	(37.68)	(1.64)
Dividend received	-	-	-	-

7.7 (i) Pursuant to initiation of Corporate Insolvency Resolution Process during the year India Power Corporation (Bodhgaya) Limited ceases to be subsidiary of India Power Corporation Limited w.e.f. 8th November 2019.

(ii) The Group has disinvested its equity stake in IPCL Power Trading Private Limited (now known as Saranyu Power Trading Private Limited) and India Power Green Utility Private Limited (Now known as Green Utility Pvt. Ltd.) and accordingly these companies have ceased to be subsidiary of the Company with effect from 17th September, 2018.

(iii) The Group has also disinvested its equity stake in Matsya Shipping & Ports Private Limited and accordingly it has ceased to be a Joint Venture of the Company with effect from 26th February, 2019.

Loss of Control over subsidiary

(a) Gain/(Loss) on sale of shares of subsidiary :

(₹ in lakhs)

Particulars	Saranyu Power Trading Private Limited (formerly known as IPCL Power Trading Private Limited)	Green Utility Private Limited (formerly known as India Power Green Utility Private Limited)	PL Solar Renewable Limited	PL Sunrays Power Limited	PL Surya Vidyut Limited	Matsya Shipping & Ports Private Limited	India Power Corporation (Bodhgaya) Limited
	16th September, 2018	16th September, 2018	16th September, 2018	16th September, 2018	16th September, 2018	25th February, 2019	7th November, 2019
Consideration	589.16	11.00	-	-	-	0.50	-
Carrying amount of net assets sold	587.55	(350.71)	86.90	67.35	98.30	-	(47.00)
Fair Value of retained investment	-	-	-	-	-	-	-
Gain/(loss) on sale before income tax	1.61	361.71	(86.90)	(67.35)	(98.30)	0.50	47.00
Income tax expense on gain	-	-	-	-	-	-	-
Gain/(loss) on sale after income tax	**1.61**	**361.71**	**(86.90)**	**(67.35)**	**(98.30)**	**0.50**	**47.00**

Notes on Consolidated Financial Statements for the year ended 31st March, 2020

(b) Other Financial Information :

(i) The carrying amounts of assets and liabilities as at the date of sale were as follows:

(₹ in lakhs)

Particulars	Saranyu Power Trading Private Limited (formerly known as IPCL Power Trading Private Limited)	Green Utility Private Limited (formerly known as India Power Green Utility Private Limited)	PL Solar Renewable Limited	PL Sunrays Power Limited	PL Surya Vidyut Limited	Matsya Shipping & Ports Private Limited	India Power Corporation (Bodhgaya) Limited
	As at 16th September, 2018	As at 16th September, 2018	As at 16th September, 2018	As at 16th September, 2018	As at 16th September, 2018	As at 25th February, 2019	7th November, 2019
Property, Plant & Equipment	0.88	1.89	-	-	-	-	5,074.47
Capital Work in Progress	-	-	-	-	-	-	-
Intangible assets	-	-	-	-	-	-	-
Non-Current assets	0.41	672.29	40.06	35.21	33.42	-	60.22
Current Assets	1,537.96	188.52	218.37	231.18	232.37	0.48	29,343.96
Total Assets	**1,539.25**	**862.70**	**258.43**	**266.39**	**265.79**	**0.48**	**34,478.65**
Non-Current Liabilities	6.84	1,026.03	158.67	177.30	160.47	-	12,985.00
Current Liabilities	946.96	11.53	223.49	232.25	197.24	6.93	21,540.65
Total Liabilities	**953.80**	**1,037.56**	**382.16**	**409.55**	**357.71**	**6.93**	**34,525.65**
Net Assets	**585.45**	**(174.86)**	**(123.73)**	**(143.16)**	**(91.92)**	**(6.45)**	**(47.00)**

(ii) Summarised Statement of Profit and Loss and Cash Flows as at the date of sale were as follows :

(₹ in lakhs)

Particulars	Saranyu Power Trading Private Limited (formerly known as IPCL Power Trading Private Limited)	Green Utility Private Limited (formerly known as India Power Green Utility Private Limited)	PL Solar Renewable Limited	PL Sunrays Power Limited	PL Surya Vidyut Limited	Matsya Shipping & Ports Private Limited	India Power Corporation (Bodhgaya) Limited
	Period ended 16th September, 2018	Period ended 16th September, 2018	Period ended 16th September, 2018	Period ended 16th September, 2018	Period ended 16th September, 2018	Period ended 25th February, 2019	Period ended 7th November, 2019
Continuing Operations							
Revenue	68.14	36.74	86.36	90.36	82.64	-	0.03
Expenses	65.53	116.77	66.02	63.37	63.93	1.64	35.49
Profit before income tax	2.61	(80.03)	20.34	26.99	18.71	(1.64)	(35.46)
Income tax expense	1.46	0.06	3.42	4.66	3.60	-	-
Profit after income tax	1.15	(80.09)	16.92	22.33	15.11	(1.64)	(35.46)
Discontinued Operations							
Profit/(loss) from discontinued operations	-	-	-	-	-	-	(73.86)
Tax expenses on discontinued operations	-	-	-	-	-	-	-

Notes on Consolidated Financial Statements for the year ended 31st March, 2020

(b) Other Financial Information (Contd.)

(₹ in lakhs)

Particulars	Saranyu Power Trading Private Limited (formerly known as IPCL Power Trading Private Limited)	Green Utility Private Limited (formerly known as India Power Green Utility Private Limited)	PL Solar Renewable Limited	PL Sunrays Power Limited	PL Surya Vidyut Limited	Matsya Shipping & Ports Private Limited	India Power Corporation (Bodhgaya) Limited
	Period ended 16th September, 2018	Period ended 16th September, 2018	Period ended 16th September, 2018	Period ended 16th September, 2018	Period ended 16th September, 2018	Period ended 25th February, 2019	Period ended 7th November, 2019
Profit for the period	1.15	(80.09)	16.92	22.33	15.11	(1.64)	(109.32)
Net cash inflow/(outflow) from operating activities	45.96	(109.10)	17.47	35.13	38.61	(0.66)	(173.99)
Net cash inflow/(outflow) from investing activities	(116.73)	13.07	-	-	-	-	550.01
Net cash inflow/(outflow) from financing activities	-	189.45	(9.80)	(27.66)	(42.19)	-	(379.87)
Net increase/(decrease) in cash generated	**(70.77)**	**93.42**	**7.67**	**7.47**	**(3.58)**	**(0.66)**	**(3.85)**

7.8 Non-controlling Interest

(₹ in lakhs)

Particulars	As at 31st March, 2020	As at 31st March, 2019
Balance at the beginning of the year	-	20,124.39
Loss of control	-	(20,124.39)
Closing Balance	-	-

7.8.1 The details (Principal place of operation/country of incorporation, principal activities and percentage of ownership interest and voting power (directly held by the Group) of subsidiaries are set out in Note no 7.5

a)

Name of Subsidiary	Proportion of ownership interests		Profit/(Loss) Allocated to non-controlling Interests		Accumulated non-controlling Interests	
	As at 31st March, 2020	As at 31st March, 2019	As at 31st March, 2020	As at 31st March, 2019	As at 31st March, 2020	As at 31st March, 2019
Meenakshi Energy Limited	-	2.44%	-	-	-	-

Notes on Consolidated Financial Statements for the year ended 31st March, 2020

b) Summarised financial information of each of the subsidiaries having material non-controlling interests is set out below. The summarised financial information below represents amounts before intragroup eliminations:-

(₹ in lakhs)

Particulars	Saranyu Power Trading Private Limited (formerly known as IPCL Power Trading Private Limited)
	As at 16th Sep, 2018
Assets	
Non Current Assets	1.29
Current Assets	1,537.96
Liabilities	
Non current Liabilities	6.84
Current Liabilities	946.96
Equity attributable to owners of the Company	**585.45**
Non Controlling Interest	**-**

(₹ in lakhs)

Particulars	Saranyu Power Trading Private Limited (formerly known as IPCL Power Trading Private Limited)
	Period ended September 16, 2018
Revenue	68.14
Expense	65.53
Net profit/(loss) before tax and exceptional items	2.61
Exceptional items	-
Net profit/(loss) before tax	2.61
Tax	1.46
Net profit/(loss) for the year	1.15
Profit/(Loss) attributable to owners of the Company	1.15
Profit/(Loss) attributable to owners of Non-Controlling interest	-
Other Comprehensive Income	-
Total Comprehensive Income	1.15
Total Comprehensive Income attributable to owners of the Company	1.15
Total Comprehensive Income attributable to Non-Controlling interest	-

(₹ in lakhs)

Particulars	Saranyu Power Trading Private Limited (formerly known as IPCL Power Trading Private Limited)
	Period ended September 16, 2018
Net cash inflow/(outflow) from operating activities	45.96
Net cash inflow/(outflow) from investing activities	(116.73)
Net cash inflow/(outflow) from financing activities	-
Net cash inflow/(outflow)	(70.77)
Dividend paid to Non-controlling interest (including tax)	-

Notes on Consolidated Financial Statements for the year ended 31st March, 2020

8 NON-CURRENT FINANCIAL ASSET - LOANS

(₹ in lakhs)

Particulars	31st March, 2020	31st March, 2019
Unsecured Considered Good unless otherwise stated		
Carried at amortised cost		
Deposits	0.50	0.44
Loan to Related Parties	60.05	-
Advances to Employees	1.45	1.68
Total	**62.00**	**2.12**

9 NON-CURRENT FINANCIAL ASSETS - OTHER FINANCIAL ASSETS

(₹ in lakhs)

Particulars	Note No.	31st March, 2020	31st March, 2019
Carried at amortised cost			
Fixed Deposit with banks having maturity of more than 12 Months	9.1	280.84	158.63
Carried at fair value through other comprehensive income			
Beneficial Interest in Power Trust	9.2	82,645.37	82,384.55
Total		**82,926.21**	**82,543.18**

9.1 (a) Includes ₹ 30.26 lakhs (₹ 2.51 lakhs as on 31st March, 2019) kept as margin money with bank and ₹ 250.58 lakhs (₹ 111.12 lakhs as on 31st March, 2019) kept with bank as lien against repayment of term loans.

(b) Includes ₹ nil lakhs (₹ 45 lakhs as on 31st March, 2019) being investment against Unforeseen exigencies fund.

9.2 Beneficial interest in Power Trust represent investments in company's shares and other unlisted companies net off borrowings and liabilities pertaining to investment division of erstwhile IPCL transferred to the said Power Trust in terms of the scheme of amalgamation (refer note 4). Considering that the Company's shares are held by an independent trust and are meant for sale in terms of Hon'ble Calcutta High Court order the beneficial interest (including company's shares) has been treated as financial assets and fair valuation as on 31st March, 2020 as required in terms of Ind AS 109 has been carried out by an independent Registered Valuer and the resultant increase of ₹ 260.82 lakhs (₹ 512.71 lakhs as on 31st March, 2019) in value thereof, has been adjusted through other comprehensive income.

10 NON- CURRENT ASSETS - OTHERS

(₹ in lakhs)

Particulars	31st March, 2020	31st March, 2019
Advance against goods, services & Others		
Unsecured Considered Good unless otherwise stated		
Prepaid Expenses	19.26	12.77
Capital Advance	241.94	50.00
Total	**261.20**	**62.77**

11 INVENTORIES

(At lower of cost or net realisable value) (₹ in lakhs)

Particulars	Note No.	31st March, 2020	31st March, 2019
Coal	11.1	85.04	85.04
Stores and Spares	11.1	641.03	867.56
Loose Tools	11.1	1.80	4.31
Total		**727.87**	**956.91**

Notes on Consolidated Financial Statements for the year ended 31st March, 2020

11.1 Refer note 28 for charge against inventories.

12 CURRENT FINANCIAL ASSETS - TRADE RECEIVABLES

(₹ in lakhs)

Particulars	Note No.	31st March, 2020	31st March, 2019
Secured			
Considered good	12.1	4,697.14	3,402.88
Total Secured		**4,697.14**	**3,402.88**
Unsecured			
Considered good	12.3	1,774.16	17,535.74
Unsecured, considered Doubtful		-	35.42
		1,774.16	**17,571.16**
Less: Allowance for bad and doubtful debt	12.5	-	35.42
Total Unsecured		**1,774.16**	**17,535.74**
Total		**6,471.30**	**20,938.62**

12.1 Secured by security deposits/bank gurantees received from the respective consumers.

12.2 The Group extends credit to consumers in normal course of business as per Regulation issued by West Bengal Electricity Regulatory Commission for regulatory business and as per Power Purchase agreements (PPA) entered with DISCOMs for non regulatory business. Consumer's outstanding balances are regularly monitored. The Company evaluates the concentration of risk with respect to trade receivable as low as outstanding from non regulatory business is covered with PPA with government undertakings and in case of regulated business outstanding are as governed by rate regulated body of the state government and customers can not shift to other distribution licensee without clearing dues and obtaining "No objection certificate" from the Company. The Group has also taken advances and security deposit from its consumers, to mitigate the credit risk to an extent.

(₹ in lakhs)

Particulars	Within Credit period	Upto 6 Months	6 to 12 Months	Above 12 months	Total
Trade Receivable					
As at 31st March 2020					
Secured	3,264.45	901.22	61.51	469.96	4,697.14
Unsecured	797.20	575.88	43.48	357.60	1,774.16
Gross Total	4,061.65	1,477.10	104.99	827.56	6,471.30
Allowance for bad and doubtful debt	-	-	-	-	-
Net Total	**4,061.65**	**1,477.10**	**104.99**	**827.56**	**6,471.30**
As at 31st March 2019					
Secured	2,671.53	212.32	169.49	349.54	3,402.88
Unsecured	17,033.61	240.24	145.30	152.01	17,571.16
Gross Total	19,705.14	452.56	314.79	501.55	20,974.04
Allowance for bad and doubtful debt	-	-	-	35.42	35.42
Net Total	**19,705.14**	**452.56**	**314.79**	**466.13**	**20,938.62**

12.3 Includes ₹ Nil (previous year ₹ 444.43 lakh) recoverable from SBPDCL on account of payments made in advance by the consumers prior to taking over the operation by the company.

12.4 Refer note 28 for charge against the outstanding amount.

Notes on Consolidated Financial Statements for the year ended 31st March, 2020

12.5 Movement in Allowance for bad and doubtful debt

(₹ in lakhs)

Particulars	31st March, 2020	31st March, 2019
Opening Balance	35.42	91.81
Additions	-	-
Reversals	(35.42)	(56.39)
Closing Balance	**-**	**35.42**

13 CURRENT FINANCIAL ASSETS-CASH AND CASH EQUIVALENTS

(₹ in lakhs)

Particulars	31st March, 2020	31st March, 2019
Cash and Cash Equivalent		
Balances with Banks		
Current Account	334.42	566.47
Cash on hand	2.87	3.67
Cheques in hand	4,145.55	-
Total	**4,482.84**	**570.14**

14 CURRENT FINANCIAL ASSETS-OTHER BANK BALANCES

(₹ in lakhs)

Particulars	Note No.	31st March, 2020	31st March, 2019
Other Balances with Banks			
Fixed deposit	14.1	1,118.90	1,541.97
Current Account - Unforeseen Exigencies Reserve Fund		0.11	0.11
Unpaid Dividend	30.1 & 30.2	5.79	257.47
Total		**1,124.80**	**1,799.55**

14.1 (a) Includes ₹ 458.12 lakhs (₹ 425.29 lakhs as on March 31,2019) kept as margin money with bank and ₹ 343.48 lakhs (₹ 468.99 lakhs as on March 31,2019) kept with bank as lien against repayment of term loans.

(b) Includes ₹ 112.20 lakhs (₹ 374.71 lakhs as on 31st March, 2019) being investment against Unforeseen exigencies fund and ₹ 205.10 lakhs (₹ 269.09 lakhs as on 31st March, 2019) being Investment against Unforeseen exigencies Interest fund.

15 CURRENT FINANCIAL ASSETS - LOANS

(₹ in lakhs)

Particulars	31st March, 2020	31st March, 2019
Unsecured Considered Good unless otherwise stated		
Carried at amortised cost		
Loan to related parties	-	3,094.42
Loan to employees	-	0.10
Loan Others	9,901.42	3,524.03
Security Deposit	1,032.56	969.58
Total	**10,933.98**	**7,588.13**

Notes on Consolidated Financial Statements for the year ended 31st March, 2020

16 CURRENT FINANCIAL ASSETS - OTHERS

(₹ in lakhs)

Particulars	Note No.	31st March, 2020	31st March, 2019
Unsecured Considered Good unless otherwise stated			
Interest Accrued		1,321.25	809.06
Receivable from Power Trust	16.3	20,060.00	20,321.77
Receivable - Others	16.1	2,933.54	3,220.80
Interest recoverable		-	3,591.81
Unbilled revenue		-	1,844.65
Recoverable from SBPDCL		-	1,438.49
Advance - Employees & Others		70.45	56.73
Others		-	2.51
Total		**24,385.24**	**31,285.82**

16.1 The lease of Chinakuri Power Station (CPS) with Eastern Coal Fields Limited (ECL) has expired on March 31, 2012 and in terms of lease agreement ECL is required to take over all assets at respective Written Down Value as on the date of termination of the lease. In terms of the arbitration order passed by Arbitration Tribunal, handing / taking over of vacant and peaceful possession of CPS has been completed on October 6, 2016, and thereby the resultant amount of ₹ 2,468.10 lakhs has been shown as recoverable from ECL.

16.2 The Company's claim / counter claim from ECL with respect to above and ECL's claim against the Company in this respect are under arbitration pursuant to the order of Hon'ble Supreme Court of India. Adjustment in this respect will be given effect to as and when determined.

16.3 Receivable from Power Trust represents amount receivable for sale of Compulsorily Convertible Preference Shares of Hiranmaye Energy Limited (formerly known as India Power Corporation (Haldia) Limited) in previous years and for which necessary approvals need to be obtained.

17 OTHER CURRENT ASSETS

(₹ in lakhs)

Particulars	31st March, 2020	31st March, 2019
Advance to Suppliers	397.31	238.11
Other advances	2.05	7,215.53
Prepaid Expenses	246.72	275.47
Balance with government statutory authorities	-	2.51
Tax deducted at source/ advance tax	-	32.60
Total	**646.08**	**7,764.22**

18 REGULATORY DEFERRAL ACCOUNT BALANCES

(a) Debit balances

(₹ in lakhs)

Particulars	Fuel and Power Purchase Cost Adjustments	Other Adjustments based on Tariff Regulations	Total
As at April 1, 2018	**937.11**	**9,021.35**	**9,958.46**
Balance arising in the period	-	2,609.78	2,609.78
Recovery/(Reversal)	(4.58)	-	(4.58)
Closing Balance as at March 31, 2019	**932.53**	**11,631.13**	**12,563.66**

Notes on Consolidated Financial Statements for the year ended 31st March, 2020

18 REGULATORY DEFERRAL ACCOUNT BALANCES (CONTD.)

(a) Debit balances

(₹ in lakhs)

Particulars	Fuel and Power Purchase Cost Adjustments	Other Adjustments based on Tariff Regulations	Total
Balances arising in the period	-	3,429.95	3,429.95
Recovery/(Reversal)	-	-	-
Closing Balance as at March 31, 2020	**932.53**	**15,061.08**	**15,993.61**

(b) Credit Balances

(₹ in lakhs)

Particulars	Fuel and Power Purchase Cost Adjustments	Total
As at April 1, 2018	**5,014.08**	**5,014.08**
Balance arising in the period	676.76	676.76
Recovery/Reversal	-	-
Closing Balance as at March 31, 2019	**5,690.84**	**5,690.84**
Balances arising in the period	1,093.89	1,093.89
Recovery/Reversal	-	-
Closing Balance as at March 31, 2020	**6,784.73**	**6,784.73**

(c) Regulatory Income/(Expense) (net)

(₹ in lakhs)

Particulars	Note No.	Year ended 31st March, 2020	Year ended 31st March, 2019
Fuel and Power Purchase Cost Adjustment	18.2	(1,093.89)	(676.76)
Other Adjustments based on Tariff Regulations and orders	18.2	3,429.95	2,609.78
Total		2,336.06	1,933.02

18.1 Tariff regulations, risks and uncertainties

In the State of West Bengal tariff for electricity are determined by West Bengal Electricity Regulatory Commission (WBERC/Commission).

(a) Multi year tariff (MYT) proposal giving therein details for appropriate capital structure to meet the capital investment plan with details of cost of financing including interest cost on debt and return on equity, expected sales for the years and the 'Annual Revenue Requirement' (ARR) covering both variable and fixed cost is submitted to WBERC. Commission examines the MYT proposals thereafter and tariff is determined for different categories of consumers. At the end of the financial year, "Annual Performance Review" (APR) petition for fixed cost and Fuel and Power Purchase Cost Adjustment (FPPCA) for variable cost is submitted to WBERC. WBERC reviews cost incurred under two categories as defined in Tariff regulation as "Controllable" and "Uncontrollable". In case of Uncontrollable cost all increase are allowed on actual basis and for Controllable cost, the commission may disallow any increase if these are not considered to be justifiable.

(b) The tariff regulation prescribes various normative operational and financial parameters for the Company. Any variation thereof may lead to disallowances. The Company is exposed to regulatory risk to the extent accruals are disallowed on assessment.

(c) As per the Tariff Regulation any increase in variable cost is allowed to be recovered from consumers based on formula prescribed in the tariff regulation for " Fuel and Power Purchase Cost Adjustment" (FPPCA) as 'monthly variable cost adjustment' (MVCA). FPPCA recoverable/ refundable, reliability incentive etc is accounted for as regulatory income/(expense) in the statement of Profit and Loss.

(d) Regulatory deferral account balances relate to FPPCA, Reliability incentive and other accruals recognised on the basis of latest declared tariff order and claims filed with WBERC. Accruals on account of FPPCA and reliability incentives etc are recognised in books as per formula prescribed in Tariff Regulation. Reversal/ accrual are carried out in the year in which Tariff, FPPCA and APR orders are received. Recovery of the regulatory deferral account balances are carried out in the manner and instalments as allowed by WBERC.

Notes on Consolidated Financial Statements for the year ended 31st March, 2020

18.2 Payable on account of FPPCA of ₹ 1,093.89 lakhs for the year has been recognised on the basis of formulae prescribed under the applicable Tariff Regulations. The Company is entitled for incentive and gains including incentive for reliability in power supply and accordingly based on applicable norms as per Tariff regulation and claims filed with WBERC, ₹ 3,429.95 lakhs have been recognised. Adjustments in these respects are carried out and given effect to from time to time based on the order of West Bengal Electricity Regulatory Commission or directions from appropriate authorities.

19 EQUITY SHARE CAPITAL

(₹ in lakhs)

Particulars	31st March, 2020		31st March, 2019	
	Number of shares	Amount	Number of shares	Amount
Authorised				
10% 'A' Cumulative preference shares of ₹ 100 each	16,000	16.00	16,000	16.00
10% 'B' Cumulative preference shares of ₹ 100 each	12,000	12.00	12,000	12.00
Equity Shares of ₹ 1 each	16,99,72,00,000	1,69,972.00	16,99,72,00,000	1,69,972.00
Issued, Subscribed and fully paid up equity shares				
Equity Shares of ₹ 1 each	97,37,89,640	9,737.90	97,37,89,640	9,737.90
Total	**97,37,89,640**	**9,737.90**	**97,37,89,640**	**9,737.90**

19.1 The Company has only one class of equity shares having a par value of ₹ 1 each. Each share has one voting right.

19.2 There is no movement in the number of shares outstanding and the amount of Share Capital as at March 31, 2020 and March 31, 2019.

19.3 **Details of Shareholders holding more than 5% of equity shares each, are set out below:**

Name of the Shareholders	As at 31st March, 2020	As at 31st March, 2019
	No. of Shares	No. of Shares
Erstwhile India Power Corporation Ltd. (refer Note 4.1)	51,61,32,374	51,61,32,374
Power Trust (held in the name of the Trustee of the trust)	32,40,35,884	32,40,35,884
Aksara Commercial Private Limited	6,31,99,293	6,31,99,293

19.4 The above disclosures, are without giving effect to the further issue and cancellation of equity shares pursuant to the scheme of amalgamation as given in note 4.1.

20 OTHER EQUITY

(₹ in lakhs)

Particulars	Note No.	31st March, 2020	31st March, 2019
Capital Reserve			
- Contribution from Consumers Towards Service Lines	20.1	3,141.71	2,779.12
- Other Capital Reserve	20.2	82.47	82.47
Debenture Redemption Reserve	20.3	-	2,350.00
General Reserve	20.4	77,403.62	77,403.62
Reserve for unforeseen Exigencies fund	20.5	266.15	721.00
Reserve for unforeseen Exigencies Interest fund	20.5	260.63	346.39
Foreign Currency Translation Reserve	20.6	(38.04)	(24.37)

Notes on Consolidated Financial Statements for the year ended 31st March, 2020

20 OTHER EQUITY (CONTD.)

(₹ in lakhs)

Particulars	Note No.	31st March, 2020	31st March, 2019
Retained Earnings	20.7	19,846.07	15,956.28
Other Comprehensive Income (OCI)	20.9		
- Revaluation Surplus		44,727.13	-
- Fair value of beneficial interest in Power Trust and equity instrument through OCI		278.73	579.20
Total		**1,45,968.47**	**1,00,193.71**

20.1 Considering that capital contribution from consumers toward service lines are not refundable to the consumers even after they cease to be consumers and the underlying assets there against being under ownership of the Company, such contribution are being treated as Capital Reserve.

20.2 Reserve arising on amalgamation of Associated Power Company Limited with the Company in the year 1978 has been shown as other capital reserve.

20.3 Debenture Redemption Reserve is required to be created out of the profits available for payment of dividend in terms of Section 71 of the Companies Act, 2013 read with " The Company (Share Capital and Debenture) Rules, 2014". As per amendment during the year in " The Company (Share Capital and Debenture) Rules, 2014" there is no requirement of Debenture Redemption Reserve for listed entities in case of privately placed debentures. Accordingly reserve created till 31st March, 2019 has been transferred to retained earning.

20.4 (a) The general reserve is created from time to time by appropriating profits from retained earnings at the discretion of the company. As the general reserve is created by a transfer from one component of equity to another, and accordingly it is not reclassified to the Statement of profit and loss.

20.4 (b) General Reserve include ₹ 56,887.09 lakhs being General reserve of amalgamating company in terms of Note 4. Further, reserve of ₹ 20,079.84 lakhs arising on amalgamation has also been included therein.

20.5 Reserve for unforeseen exigencies reserve are created in terms of the Tariff Regulation issued by West Bengal Electricity Regulatory Commission. The sum appropriated to 'Reserve for unforeseen exigencies fund' are to be invested in specified securities and financial instruments (fixed deposit) at Nationalised bank . The interest accrued from such investment is reinvested and kept under - 'Reserve for unforeseen exigencies Interest fund' '. The aforesaid reserves or fund shall be drawn upon only to meet such charges as the Commission may approve.

20.6 Foreign Currency Translation Reserves has been created for exchange differences relating to translation of the results and net assets of the Group's foreign operations from their functional currencies to the Group's presentation currency (i.e. ₹).

20.7 Retained Earnings generally represent the undistributed profits /amount of accumulated earnings of the Company.

20.8 Dividend Distribution

The amount that can be distributed by the Company as dividends to its equity shareholders is determined considering the requirements of the Companies Act, 2013 and the dividend distribution policy of the Company.

On 10th August, 2019 dividend pertaining to the financial year 2018-2019 of ₹ 0.05 per equity shares aggregating to ₹ 228.83 Lakhs and the dividend distribution tax of ₹ 47.03 lakhs has been approved and paid to equity shareholders of the Holding Company.

In respect of the year ended 31st March, 2020, the Board of Directors has recommended a dividend of ₹ 0.05 per share to be paid on fully paid equity shares. This equity dividend is subject to approval by shareholders at the Annual General Meeting and has not been included as a liability in these financial statements. The actual dividend will be paid on equity share capital outstanding as on the record date/ book closure.

20.9 OCI represent:

(a) Revaluation Surplus- The company has elected to remeasure the value its freehold and long term leasehold land and the gain arising on revaluation has been recognised in other Comprehensive income. The said reserve can not be utilised for distribution to shareholders.

Notes on Consolidated Financial Statements for the year ended 31st March, 2020

(b) Fair value of beneficial interest in power trust and equity instruments on account of Cumulative gains and losses arising on the revaluation. The company transfers amounts from this reserve to retained earnings when the relevant equity securities and beneficial interest in power trust are disposed.

20.10 Refer Statement of changes in Equity for movement in balances of reserves.

21 NON CURRENT FINANCIAL LIABILITY - LEASE LIABILITY

(₹ in lakhs)

Particulars	31st March, 2020			31st March, 2019		
	Non Current	Current Maturities	Total	Non Current	Current Maturities	Total
Lease Liability	1,297.11	544.00	1,841.11	22.18	-	22.18
Total	**1,297.11**	**544.00**	**1,841.11**	**22.18**	**-**	**22.18**

21.1 Refer note 2.13

22 NON CURRENT FINANCIAL LIABILITY - BORROWINGS

(₹ in lakhs)

Particulars	Note No.	As at 31st March, 2020			31st March, 2019		
		Non Current	Current Maturities	Total	Non Current	Current Maturities	Total
Secured							
Non Convertible Debentures	22.1	800.00	2,387.94	3,187.94	3,234.94	2,322.41	5,557.35
Term Loan							
- from Banks	22.2	4,926.13	2,307.03	7,233.16	7,242.76	3,089.65	10,332.41
- from financial instituations	22.3	-	-	-	12,985.00	-	12,985.00
Unsecured							
- from body corporate	22.4	6,983.38	-	6,983.38	5,686.07	-	5,686.07
Total		**12,709.51**	**4,694.97**	**17,404.48**	**29,148.77**	**5,412.06**	**34,560.83**

In respect of the Company

22.1 (a) Includes 10.75 % Secured Redeemable Non Convertible Debentures aggregating to ₹ 1,987.94 lakhs (₹ 3,957.35 lakhs as on March 31, 2019) redeemable in five instalments at the end of 6th, 7th, 8th, 9th and 10th year from the date of allotment i.e. 3rd November, 2010 and secured by mortgage of immovable properties consisting of 1.0749 acres of land and all the buildings including all structures there on, fixed plant and machinery, furniture & fittings, present and future at Plot X1-3 , Block EP, Salt lake, Kolkata and 1,731.82 sq mtr land at Iswarpura (Gujarat).

22.1 (b) Includes 12 % Secured Redeemable Non Convertible Debentures aggregating to ₹ 1200 lakhs (₹ 1600 lakhs as on March 31, 2019) redeemable in five instalments at the end of 6th , 7th, 8th, 9th and 10th year from the date of allotment i.e. 19th September, 2012 and secured by mortgage of immovable properties consisting of land measuring 20.74 acres and building at Kaithi and Seebpore Mouza at Burdwan District including Bungalows, Quarters, Offices etc at Luchipur Receiving Station area of 56,633.94 sqft under Seebpore circle.

22.2 (a) Includes term loan of ₹ 1,328.62 lakhs (₹ 1,769.54 lakhs as on March 31, 2019) at 1 year MCLR plus 3.70% and is repayable after moratorium of two years from 1st April, 2012 in 9 years in thirty six equal quarterly instalments and is secured by exclusive charge on assets of 1x12 MW plant project and immovable property consisting of Land of 20.10 acres at Dishergarh, District Burdwan and second pari passu charge on assets charged to secure Non Convertible Debentures of ₹ 10000 lakhs given in note 22.1 (a).

Notes on Consolidated Financial Statements for the year ended 31st March, 2020

22.2 (b) Includes term loan of ₹ 4,492.53 lakhs (₹ 5,327.91 lakhs as on March 31, 2019) at MCLR plus 1.40% and is repayable in 9 years from 10th September 2016 in equal quarterly instalments and is secured by pari passu charge of entire fixed assets pertaining to 220/33 kv sub-station at J.K Nagar, Burdwan, both present and future.

22.2 (c) Includes term loan of ₹ 875.00 lakhs (₹ 2625 lakhs as on March 31, 2019) at 1 year MCLR plus 1% repayable in 16 quarterly instalments with effect from 8th December 2016 and is secured by exclusive first charge on movable and other fixed assets of Dishergarh Receiving Station, Parbelia Substation and Dishergarh Power Station of the Company both present and future and negative lien on certain immovable fixed assets.

22.2 (d) Includes term loan of ₹ 519.46 lakhs (₹ 579.70 lakhs as on 31st March, 2019) at 1 year MCLR plus 2.45% repayable in 40 quarterly installments with effect from 31st March 2016 and is secured by first pari passu charge with other financing banks/financial institution on the assets created/to be created out of the term loan, both present and future and exclusive fixed charge on certain fixed assets of the Company.

22.2 (e) Includes term loan of ₹ 17.55 lakhs (₹ 30.26 as on March 31, 2019) at the rate of 8.80% repayable in 48 monthly instalments is secured against the asset purchased out of the Loan

In respect of the subsidiary India Power Corporation (Bodhgaya) Ltd.

22.3 Loan from Other Financial Institution of ₹ Nil (₹ 12,985.00 lakh as at 31st March 2019) interest rate at 12% p.a. Repayment of principal will be made out of the receipts of claim filed against SBPDCL before Arbitral Tribunal. Company has assigned its rights and interest receivables from claim to Other Financial Institution to the extent of its due.

In respect of the Company

22.4 Represents loan from a body corporate repayable on 1st April, 2021 at nil rate of interest.

23 NON CURRENT FINANCIAL LIABILITY - TRADE PAYABLE

(₹ in lakhs)

Particulars	Note No.	31st March, 2020	31st March, 2019
Carried at amortised cost			
A) Total outstanding dues of micro enterprise and small enterprise		-	-
B) Total outstanding of Creditors other than micro enterprise and small enterprise	23.1	3,185.97	5,220.03
Total		**3,185.97**	**5,220.03**

23.1 Includes ₹ 2,913.08 lakhs (₹ 2,687.80 lakhs as on 31st March, 2019) accounted for on the basis of tariff rates (including fuel cost adjustments) charged by DVC on a provisional basis, Pending issuance of revised tariff order by the Hon'ble Central Electricity Regulatory Commission (CERC) for the years 2006-07 to 2008-09, in terms of the directions issued by the Hon'ble Appellate Tribunal for Electricity (ATE). The Tariff fixed by CERC and the directions issued by the Hon'ble ATE has been challenged by DVC before the Hon'ble Supreme Court of India.

24 NON CURRENT FINANCIAL LIABILITY - OTHERS

(₹ in lakhs)

Particulars	Note No.	31st March, 2020	31st March, 2019
Carried at amortised cost			
Advance from Consumers		3,185.78	2,939.41
Security Deposit Received from Consumers	12.1	3,068.39	2,760.90
Total		**6,254.17**	**5,700.31**

Notes on Consolidated Financial Statements for the year ended 31st March, 2020

25 NON CURRENT FINANCIAL LIABILITY- PROVISIONS

(₹ in lakhs)

Particulars	Note No.	31st March, 2020	31st March, 2019
Provision for Employee benefits	52	370.78	343.90
Total		**370.78**	**343.90**

26 DEFERRED TAX LIABILITIES (NET)

The following is the analysis of deferred tax assets/(liabilities) presented in the Balance Sheet:

(₹ in lakhs)

Particulars	As at 31st March, 2020	As at 31st March, 2019
Deferred tax assets	1,955.06	1,973.81
Deferred tax liabilities	16,776.33	6,597.39
Total deferred tax (liabilities)/assets	**14,821.27**	**4,623.58**

Significant component of net deferred tax liability and assets for the year ended 31st March 2020 are as follows:

(₹ in lakhs)

Particulars	Opening Balance	Recognised through Profit or loss	Recognised in/ reclassified from other comprehen-sive income	Other Adjustments	Closing Balance
Deferred tax assets in relation to:					
Provision for employee Benefits	674.41	16.59	45.24	-	736.24
Voluntary retirement & Other benefits allowable on amorti-sation basis	23.94	(10.71)	-	-	13.23
Mat Credit	1,263.07	-	-	(57.75)	1,205.32
Receivable, loans and advances	0.25	0.02	-	-	0.27
Others	12.15	(12.15)	-	-	-
	1,973.82	**(6.25)**	**45.24**	**(57.75)**	**1,955.06**
Deferred tax liabilities in relation to:					
Property Plant and Equipment	6,538.31	(10.24)	10,170.11	-	16,698.18
Unamortised borrowing Cost	-	-	-	-	-
Unrealised Gain(loss) on security carried at fair value through P&L/OCI	17.10	2.21	-	-	19.31
Trade and other payables	41.99	16.85	-	-	58.84
	6,597.40	**8.82**	**10,170.11**	**-**	**16,776.33**
Net Deferred tax Liability	**4,623.58**	**15.07**	**10,124.87**	**57.75**	**14,821.27**

Notes on Consolidated Financial Statements for the year ended 31st March, 2020

26 DEFERRED TAX LIABILITIES (NET) (CONTD.)

Significant component of net deferred tax liability and assets for the year ended 31st March 2019 are as follows:

(₹ in lakhs)

Particulars	Opening Balance	Recognised through Profit or loss	Recognised in/ reclassified from other comprehensive income	Other Adjustments	Closing Balance
Deferred tax assets in relation to:					
Provision for employee Benefits	808.52	(22.68)	68.51	(179.94)	674.41
Voluntary retirement & Other benefits allowable on amortisation basis	30.72	(195.66)	-	188.88	23.94
Mat Credit	1,295.02	-	-	(31.95)	1,263.07
Receivable, loans and advances	0.73	0.07	-	(0.55)	0.25
Others	28.26	(16.12)	-	0.01	12.15
	2,163.25	**(234.39)**	**68.51**	**(23.55)**	**1,973.82**
Deferred tax liabilities in relation to:					
Property Plant and Equipment	6,892.70	(354.24)	-	(0.15)	6,538.31
Unamortised borrowing Cost	44.38	(44.38)	-	-	-
Unrealised Gain(loss) on security carried at fair value through P&L/OCI	15.19	(8.53)	-	10.44	17.10
Trade and other payables	196.14	(154.15)	-	-	41.99
	7,148.41	**(561.30)**	**-**	**10.29**	**6,597.40**
Total Deferred tax Liability	**4,985.16**	**(326.91)**	**(68.51)**	**33.84**	**4,623.58**

26.1 Other adjustment represents MAT credit utilisation against regular income tax liability.

27 NON CURRENT LIABILITY - OTHERS

(₹ in lakhs)

Particulars	31st March, 2020	31st March, 2019
Advance from Consumers	2,562.25	2,512.23
Deferred Credit for long term payable	-	290.79
Total	**2,562.25**	**2,803.02**

28 CURRENT - BORROWINGS

(₹ in lakhs)

Particulars	Note No.	31st March, 2020	31st March, 2019
Secured -From banks			
Repayable on demand -Cash Credit	28.1	13,418.15	12,201.79
Short Term Loan	28.2	1,018.40	-
Unsecured			
from Bank - Short Term Loan		-	-
from other parties- Inter Corporate Deposit	28.3	2,400.00	-
Total		**16,836.55**	**12,201.79**

Notes on Consolidated Financial Statements for the year ended 31st March, 2020

28.1 (a) Includes ₹ 5,579.84 lakhs (₹ 5,479.47 lakhs as on 31st March, 2019) secured by first pari passu charge on current assets both present and future and second pari passu charge on fixed assets of the company charged against Non Convertible Debentures of ₹ 10,000 lakhs as given in note 22.1 (a).

28.1 (b) Includes ₹ 2,261.20 lakhs (₹ 2,436.76 lakhs as on 31st March, 2019) secured by first charge, ranking pari passu on current assets both present and future.

28.1 (c) Include ₹ 4,040.79 lakhs (₹ 3,011.89 lakhs as on 31st March, 2019) secured by first pari passu charge on current assets both present and future.

28.1 (d) Include ₹ 1,536.32 lakhs (₹ 1,273.67 lakhs as on 31st March, 2019) secured by first pari passu charge on current assets both present and future and exclusive charge on certain movable fixed assets of Dhasal sub-station.

28.2 Includes 1,018.40 lakhs (Nil as on 31st March, 2019) towards working capital demand loan secured by first pari passu charge on current assets both present and future and exclusive charge on certain movable fixed assets of Dhasal sub-station.

28.3 Includes 2400 lakhs (Nil as on 31st March, 2019) Intercorporate Deposit taken during the year.

29 CURRENT FINANCIAL LIABILITY - TRADE PAYABLE

(₹ in lakhs)

Particulars	Note No.	31st March, 2020	31st March, 2019
A) Total outstanding dues of micro enterprises and small enterprises under Micro, Small and Medium Enterprises Development Act, 2006	29.1	26.52	83.92
B) Total outstanding dues of Creditors other than micro enterprises and small enterprises under Micro, Small and Medium Enterprises Development Act, 2006	29.2	9,892.22	19,882.75
Total		**9,918.74**	**19,966.67**

29.1 Dues to Micro Small and Medium Enterprise

The details of amount outstanding to micro and small enterprises as defined under Micro Small and Medium Enterprise Development Act, 2006 based on information available with the Company are given below:

(₹ in lakhs)

Particulars	As at 31st March, 2020	As at 31st March, 2019
a) the principal amount remaining unpaid to any supplier at the end of each accounting year including payable for purchase of capital goods (refer note 30);	111.54	350.83
b) the amount of interest paid by the buyer in terms of section 16 of the Micro, Small and Medium Enterprises Development Act, 2006 (27 of 2006), along with the amount of the payment made to the supplier beyond the appointed day during each accounting year;	-	-
c) the amount of interest due and payable for the period of delay in making payment (which has been paid but beyond the appointed day during the year) but without adding the interest specified under the Micro, Small and Medium Enterprises Development Act, 2006;	-	-
d) the amount of interest accrued and remaining unpaid at the end of each accounting year; and	46.78	24.09
e) the amount of further interest remaining due and payable even in the succeeding years, until such date when the interest dues above are actually paid to the small enterprise, for the purpose of disallowance of a deductible expenditure under section 23 of the Micro, Small and Medium Enterprises Development Act, 2006.	-	-

29.2 India Power Corporation (Bodhgaya) Limited, subsidiary of the Company, has disputed claim of SBPDCL in view of discrepant billing by SBPDCL on the company. The matter is now sub judice and the final outcome is awaited from Arbitral Tribunal.

Notes on Consolidated Financial Statements for the year ended 31st March, 2020

30 CURRENT FINANCIAL LIABILITY - OTHERS

(₹ in lakhs)

Particulars	Note No.	31st March, 2020	31st March, 2019
Current Maturity for long term borrowings	22.1 & 22.2	4,694.97	5,412.06
Interest Accrued but not due on borrowings		305.07	327.72
Interest on Consumer security deposit		619.10	524.39
Security deposit received		987.56	1,154.28
Payable for purchase of capital goods to micro enterprise and small enterprise	29.1	85.02	266.91
Payable for purchase of capital goods to creditors other than micro enterprises and small enterprises		952.20	1,215.07
Repayable collection and deposits		-	955.98
Other Payable		5.33	13.06
Unpaid/unclaimed dividend	30.1 & 30.2	5.79	257.47
Total		**7,655.04**	**10,126.94**

30.1 Unclaimed dividend does not include any amount due and outstanding to be credited to Investor Education and Protection fund.

30.2 Unpaid dividend is ₹ Nil as against ₹ 250.72 lakhs as on 31st March 2019 which was kept in abeyance in view of SEBI exparte interim order dated 4th June, 2013 and paid during the year based on Securities Appellate Tribunal (SAT) order dated 3rd April 2019.

31 OTHER CURRENT LIABILITY

(₹ in lakhs)

Particulars	31st March, 2020	31st March, 2019
Advance from consumers	161.09	362.37
Statutory dues payable	4,780.93	2,999.01
Deferred credit	1,051.53	2,137.02
Others	-	1,107.27
Total	**5,993.55**	**6,605.67**

32 CURRENT LIABILITY -PROVISIONS

(₹ in lakhs)

Particulars	Note No.	31st March, 2020	31st March, 2019
Provision for employee benefits	52	1,756.34	1,605.35
Total		**1,756.34**	**1,605.35**

33 REVENUE FROM OPERATIONS

(₹ in lakhs)

Particulars	Note No.	Year ended 31st March, 2020	Year ended 31st March, 2019
Sale of energy	33.1	47,808.66	48,235.80
Other operating revenues	33.2	302.82	4,364.17
Total		**48,111.48**	**52,599.97**

Notes on Consolidated Financial Statements for the year ended 31st March, 2020

33.1.1 Regulatory

Particulars	Year ended 31st March, 2020	Year ended 31st March, 2019
Sale of energy (₹ In Lakhs)	45,329.68	43,966.07
Sale of energy (in Kwh)	845144527	787486316

33.1.2 Non Regulatory

Particulars	Year ended 31st March, 2020	Year ended 31st March, 2019
Sale of energy (₹ In Lakhs)	2,478.98	4,269.73
Sale of energy (in Kwh)	67229469	124723863

33.2 Other operating revenues includes

(₹ in lakhs)

Particulars	Year ended 31st March, 2020	Year ended 31st March, 2019
Meter rent	28.64	28.73
Trade margin	-	11.29
Delayed payment charges	70.58	121.68
Incentive on wind power generation	171.45	1.18
Liabilities no longer required written back	32.15	4,186.55
Miscellaneous income	-	14.74
Total	**302.82**	**4,364.17**

34 OTHER INCOME

(₹ in lakhs)

Particulars	Note No.	Year ended 31st March, 2020	Year ended 31st March, 2019
Interest income on investment in bonds and securities - long term	34.1 & 34.4	13.01	18.58
Interest income on deposits and others	34.1, 34.2 & 34.4	1,235.59	3,694.07
Interest on Income tax refund		8.12	51.37
Interest income on unwinding of financial instruments	34.4	1,100.21	617.93
Gain on fair valuation of mutual funds	34.5	11.06	9.46
Gain on foreign exchange fluctuation		15.60	15.99
Dividend income on non-current investments		2.01	2.52
Profit on sale of investments - non current	34.6	170.32	3.69
Rent received		6.73	2.83
Provision and liabilities no longer required written back		-	0.08
Gain/(loss) on sale of rights/assets (net)	34.3	-	419.55
Insurance claim received		3.69	-
Profit on sale of stores/scrap		0.92	131.06
Miscellaneous income		25.50	1.83
Total		**2,592.76**	**4,968.96**

Notes on Consolidated Financial Statements for the year ended 31st March, 2020

34.1 Interest income includes ₹ 49.90 lakhs (previous year ₹ 63.42 lakhs) being interest received/accrued during the year on reserve for Unforeseen Exigencies Investment, which has been appropriated to Reserve for unforeseen exigencies - Interest in terms of Tariff Regulations as given below:

(₹ in lakhs)

Particulars	Year ended 31st March, 2020	Year ended 31st March, 2019
Interest accrued and received during the year	42.35	25.94
Interest accrued during the year but not received	7.55	37.48
Total	**49.90**	**63.42**

34.2 Other income includes ₹ Nil (pevious year ₹ 1,438.49 lakh) being interest claimed from SBPDCL on account of capital assets and unrecovered arrears recoverable from them as per DFA, this will be realised on the conclusion of arbitration proceedings.

34.3 Includes ₹ Nil (previous year ₹ 427.52 lakhs) accrued as revenue on transfer of windmill business in the state of Rajasthan on a going concern basis by way of a slump sale.

(₹ in lakhs)

34.4

Particulars	Year ended 31st March, 2020	Year ended 31st March, 2019
Interest Income on assets carried at amortised cost		
Interest income on investment in bonds and securities - non current	13.01	18.58
Interest income on deposits and others	1,235.59	3,694.07
Interest income on unwinding of financial instruments	1,100.21	617.93

(₹ in lakhs)

34.5

Particulars	Year ended 31st March, 2020	Year ended 31st March, 2019
Gain/(Loss) on assets carried at FVTPL		
Gain on fair valuation of mutual funds	11.06	9.46

34.6

Particulars	Year ended 31st March, 2020	Year ended 31st March, 2019
Gain/Loss on assets carried at FVTOCI		
Profit on sale of Investments - non current	170.32	3.69

35 COST OF COAL CONSUMED

(₹ in lakhs)

Particulars	Year ended 31st March, 2020	Year ended 31st March, 2019
Opening stock	85.04	2,118.26
Add: coal received	-	759.99
Less: Others	-	1,804.93
Less: Closing stock	85.04	85.04
Coal Consumed	**-**	**988.28**

Notes on Consolidated Financial Statements for the year ended 31st March, 2020

35 COST OF COAL CONSUMED (CONTD.)

35.1

Particulars	Year ended 31st March, 2020	Year ended 31st March, 2019
Opening Stock (MT)	3,641.46	48,271.82
Add: Coal Received (MT)	-	25,500.41
Add: Adjustments (MT)	10.00	(36,565.00)
Less: Closing Stock (MT)	3,651.46	3,641.46
Coal Consumed (MT)	**-**	**33,565.77**

36 ENERGY PURCHASE

(₹ in lakhs)

Particulars	Year ended 31st March, 2020	Year ended 31st March, 2019
Energy Purchase	33,844.70	32,625.77
Total	**33,844.70**	**32,625.77**

36.1

Particulars	Year ended 31st March, 2020	Year ended 31st March, 2019
Purchase of Energy (in kwh)	875464550	792850705

36.2 Refer note 46.2 for Claim by one of the input energy supplier for arrear charges.

37 LEASE RENT

(₹ in lakhs)

Particulars	Note No.	Year ended 31st March, 2020	Year ended 31st March, 2019
Lease Rent of Wind Mill	48.2	1,050.63	3,252.76
Total		**1,050.63**	**3,252.76**

38 EMPLOYEE BENEFITS EXPENSE

(₹ in lakhs)

Particulars	Note No.	Year ended 31st March, 2020	Year ended 31st March, 2019
Salaries and Wages	38.1	4,240.41	4,315.06
Contributions to Provident and other funds		499.78	523.50
Staff Welfare expenses		161.85	164.72
Total		**4,902.04**	**5,003.28**

(₹ in lakhs)

38.1

Particulars	Note No.	Year ended 31st March, 2020	Year ended 31st March, 2019
Exclude amounts incurred for work for consumers and capital jobs	47	171.74	164.49
Include Voluntary Retirement Compensation Paid		5.00	30.28

Notes on Consolidated Financial Statements for the year ended 31st March, 2020

39 FINANCE COSTS

(₹ in lakhs)

Particulars	Year ended 31st March, 2020	Year ended 31st March, 2019
Interest	4,150.12	8,752.49
Interest on lease liability	233.05	-
Other borrowing costs	178.46	370.98
Total	**4,561.63**	**9,123.47**

40 DEPRECIATION AND AMORTISATION

(₹ in lakhs)

Particulars	Note No.	Year ended 31st March, 2020	Year ended 31st March, 2019
Depreciation	5	2,871.79	1,580.73
Amortisation	6	38.48	32.15
Total		**2,910.27**	**1,612.88**

41 OTHER EXPENSES

(₹ in lakhs)

Particulars	Note No.	Year ended 31st March, 2020		Year ended 31st March, 2019	
Consumption of stores and spare parts			171.65		185.16
Repairs					
Buildings		167.92		196.27	
Machinery		9.30		31.35	
Transmission and distribution network		156.19		242.25	
Others		273.45	606.86	391.40	861.27
Coal and ash handling charges			-		73.61
Loss on discard/sale of fixed assets (net)			12.63		-
Rent	48.1		10.22		7.70
Rates and taxes			58.37		58.49
Insurance			122.16		104.50
Auditors' remuneration					
Audit fees		16.62		20.64	
Tax audit fees		-		0.50	
Cost audit fees		-		0.30	
For certification		15.69		18.59	
Others		-	32.31	0.87	40.90
Directors' fees			11.40		12.45
Commission to directors			28.00		26.85
Operation and maintenance			-		97.95

Notes on Consolidated Financial Statements for the year ended 31st March, 2020

41 OTHER EXPENSES (CONTD.)

(₹ in lakhs)

Particulars	Note No.	Year ended 31st March, 2020	Year ended 31st March, 2019
Allowance for bad and doubtful debts (net)	12.4	14.41	40.87
Corporate social responsibility		72.30	88.17
Legal and professional expenses		1,043.63	739.20
Miscellaneous expense		1,042.66	1,014.62
Total		**3,226.60**	**3,351.74**

42 Exceptional items include ₹ 24.63 lakhs for the year ended March 31, 2020 on account of loss of control on India Power Corporation (Bodhgaya) Limited and ₹ 111.27 lakhs for year ended March 31, 2019 on account of gain on disposal of Saranyu Power Trading Private Limited (Formerly IPCL Power Trading Private Limited), India Power Green Utility Private Limited (formerly know as India Power Green Utility Private Limited) and Matsya Shipping & Ports Private Limited.

43 OTHER COMPREHENSIVE INCOME

Break up of Other Comprehensive Income accounted for is detailed below: (₹ in lakhs)

Particulars	Year ended 31st March, 2020	Year ended 31st March, 2019
Gain on fair valuation beneficial interest in Power Trust	260.82	512.72
Loss on fair valuation equity instruments	(561.29)	(16.09)
Foreign exchange gain/loss	(13.67)	(16.97)
Gain on revaluation of land	54,897.24	-
Remeasurement gains/(losses) on defined benefit plans	(97.14)	(195.50)
Share of Other Comprehensive Income of joint ventures	2.69	1.47
Total	**54,488.65**	**285.63**

44 DISCONTINUED OPERATION

The South Bihar Power Distribution Corporation Limited (SBPDCL) and India Power Corporation (Bodhgaya) Ltd (IPCBGL) (one of the subsidiary of the Company) had entered into Distribution Franchisee Agreement (DFA) on 31st December 2013 for a period of 15 years of operation. IPCBGL commenced operations from June 2014; it continued operations till 4th July 2018, when it was terminated and operations were taken over by SBPDCL.

Possessions of the fixed assets and debtors have been taken over by SBPDCL immediately after termination. The matter is now referred to Arbitration as per the terms of the DFA and the same is being adjudicated by the Arbitral Tribunal. Claims from IPCBGL and Counter claims from SBPDCL have been submitted and the matter is now sub judice and the final outcome is awaited.

As per IPCBGL's view, all items of Inventories, Trade receivables, Other Financial Assets, Advances and Other Current Assets have value of realization in the ordinary course of Company's business, which is equal to the amount at which are stated in the Financial Statements.

(₹ in lakhs)

Result of discontinued operation	Note No.	Year ended 31st March, 2020	Year ended 31st March, 2019
Revenue from operations			
Sale of energy	44.1	-	7,410.35
Other operating revenues		1.32	517.90
		1.32	**7,928.25**
Other Income			
Liability no longer required written back		64.99	78.20
		64.99	**78.20**
Total Income		**66.31**	**8,006.45**

Notes on Consolidated Financial Statements for the year ended 31st March, 2020

44 DISCONTINUED OPERATION (CONTD.)

(₹ in lakhs)

Result of discontinued operation	Note No.	Year ended 31st March, 2020	Year ended 31st March, 2019
Expenses			
Purchase of energy	44.2	-	7,182.51
		-	**7,182.51**
Employee benefit expense			
Salaries and wages	44.3	24.53	277.79
Contributions to provident and other funds		-	12.07
Staff welfare expenses		0.33	8.29
		24.86	**298.15**
Finance Cost			
Term loans		-	514.34
Others		-	47.43
Other borrowing costs		-	0.10
Bank charges		-	0.88
		-	**562.75**
Depreciation and amortization expense	5 & 6	-	70.02
Other expenses			
Repair			
Repair and maintenance transformers		-	11.55
Repair and maintenance plant and machinery		42.17	315.15
Office repair and maintenance		0.78	2.56
Travelling & conveyances expenses		0.45	35.70
Consultancy		-	4.52
Rent	44.4	-	7.79
Legal expenses		-	136.89
Insurance		-	9.90
Bill distribution & collection expenses		20.34	87.15
Software maintenance & computer hire		4.41	42.25
Advertisement		0.53	3.86
Miscellaneous expense		-	242.97
		68.68	**900.29**
Total Expenses		**93.54**	**9,013.72**
Result from operating activities		**(27.23)**	**(1,007.27)**
Income Tax		-	-
Result from operating activities, net of Tax		**(27.23)**	**(1,007.27)**
Gain/(loss) on de-recognition of intangible assets and recognition of fixed assets		-	(211.60)
Income tax on gain/(loss) on sale of discontinued operation		-	-
Profit/(loss) on discontinued operation		**(27.23)**	**(1,218.87)**

Notes on Consolidated Financial Statements for the year ended 31st March, 2020

44.1	Sale of energy (Kwh)	-	118587846
44.2	Purchase of energy (Kwh)	-	213671906
44.3	Includes payment to contract labour (₹ in lakhs)	-	126.68

44.4 India Power Corporation (Bodhgaya) Limited, subsidiary of the Company till the previous year had made certain arrangements for official accommodation obtained on operating lease. There are no contingent rent in the lease agreement. The lease period was for 1-3 years and renewable at the mutual agreement of both the parties. There was no escalation clause in the lease agreements. There were no sublease and were cancellable in nature. The Lease Rentals were charged as rent in the Financial statements.

45 TAXES

(a) The major components of income tax expense for the year are as under: (₹ in lakhs)

	Particulars	31st March, 2020	31st March, 2019
(i)	**Income tax recognised in the Statement of Profit and Loss**		
	Current tax:		
	- Current year	1,160.00	1,019.34
	Deferred tax	15.07	(326.92)
	Total Income tax expenses recognised in statement of profit and loss	**1,175.07**	**692.42**
(ii)	**Income tax expense recognised in OCI**		
	Deferred tax expense on remeasurement of defined benefit plans	(45.24)	(68.51)
	Deferred tax on revaluation of land	10,170.11	-
	Income tax expense recognised in OCI	**10,124.87**	**(68.51)**

(b) Reconciliation of tax expense

(₹ in lakhs)

Particulars	31st March, 2020	31st March, 2019
Profit before tax		
- Continuing operations	2,526.56	3,534.28
- Discontinuing operations	(27.23)	(1,218.87)
	2,499.33	**2,315.41**
Statutory income tax rate of 34.994% (31st March 2019: 34.994%)	995.08	750.37
Less: Exemptions/deductions		
Dividend	(0.70)	(0.88)
Add: Non deductible expenses for tax purpose	-	0.58
CSR expenditure	25.30	30.85
Add/(less) Exemptions/deductions	-	0.04
Add/(less) others	155.39	(88.53)
At effective income tax rate	**1,175.07**	**692.42**
Income tax expense reported in the statement of profit and loss	**1,175.07**	**692.42**

Notes on Consolidated Financial Statements for the year ended 31st March, 2020

46 (a) CONTINGENT LIABILITIES AND COMMITMENTS

(to the extent not provided for) (₹ in lakhs)

	Particulars	Note No.	31st March, 2020	31st March, 2019
46.1	**Contingent Liabilities**			
	a) Demand from Service tax authorities for 2008-09 to 2012-13 against which Company's appeal is pending		21.49	21.49
	b) Claim by one of the consumers pending litigation		2,939.93	2,939.93
	c) Unexpired Letter of Credit for purchase of power		419.88	353.88
	d) Bank Guarantee	46.4	1,393.00	1,393.00
	Bank Guarantee	46.5	500.00	500.00
	Bank Guarantee	46.6	-	192.07
	Bank Guarantee	46.7	171.80	171.80
	Bank Guarantee	46.8	472.76	-
	Bank Guarantees - Others		34.61	35.27
46.2	Claim of ₹ 6,437.47 Lakhs and ₹ 18,627.37 lakhs by one of the Input Energy Supplier for arrear charges and increase in tariff rate respectively against energy purchased in earlier years and current year for which review petition of input supplier is pending before Tribunal. Such charges in the event of being held to be payable are recoverable from customers and as such it does not have any material impact on the working results of the Company.			
46.3	The Company's pending litigations comprises of claim against the Company and proceedings pending with tax/ statutory/Government Authorities. The Company has reviewed all its pending litigation and proceedings and has made adequate provisions, and disclosed the contingent liabilities, wherever applicable, in its financial statements. The Company does not expect the outcome of these proceedings to have a material impact on its financial position. Future cash outflows in respect of 46.1(a) above are determinable only on receipt of judgement/ decisions pending with various forums/ authorities.			
46.4	Given to FA & CAO Eastern Railways Kolkata as performance bank guarantee for 132 kv power supply to Eastern Railway Pandeweswar			
46.5	Given to Odisha Electricity Regulatory Commission for Central Electricity Supply Utility of Odisha bid guarantee.			
46.6	Given to west Bengal State Electricity transmission Company limited for construction of 220 kv transmission line for LILO of STPS-Durgapur 220 kv S/C line at JK Nagar			
46.7	Given to Ministry of Infrastructure and Energy , Tirana Albania for Albania solar plant bid.			
46.8	Pre bid Performance guarantee given to Madhya Pradesh Paschim Kshetra Vidyut Vitaran Company Ltd.			
46.9	Other claims against the subsidiary, India Power Corporation (Bodhgaya) Limited (including unasserted claims) by various parties not acknowledged as debts by the India Power Corporation (Bodhgaya) Limited.		-	2,156.08
46 (b)	**Commitment**			
	Estimated amount of contracts remaining to be executed on capital account and not provided for (net of advances of ₹ 116.28 lakhs, ₹ 36.86 lakhs as on 31st March, 2019)		894.90	1,056.56

Notes on Consolidated Financial Statements for the year ended 31st March, 2020

46 (c) The Company had given Corporate Guarantee on 23rd September, 2016 in favour of lenders of Meenakshi Energy Limited (MEL) for the outstanding loan amount (₹ 2,79,963.76 lakhs as on March 31, 2019) subject to WBERC approval. WBERC has declined the approval vide their letter dated November 10, 2017, which has been accordingly intimated to the lenders. Accordingly the lenders of MEL were informed that the Corporate Guarantee given earlier is void. {Refer note 7.3 (a)}

Lenders of MEL on 20th December, 2017 demanded ₹ 93.58 crores from IPCL against the Corporate Guarantee which is sub-judice.

46 (d) Corporate guarantee given in 46 (c) above are in the nature of insurance contract.

47 Capital work in progress includes cost of equipments and other civil and construction cost amounting to ₹ 6,912.76 lakhs (₹ 6,045.78 lakhs as on 31.03.2019) and pre-operative expenses as detailed below.

(₹ in lakhs)

Particulars	31st March, 2020	31st March, 2019
Brought forward from previous year	735.27	1,87,787.80
Interest expense	477.59	313.16
Salaries and wages	171.74	164.49
Security cost	50.75	39.86
Vehicle running	19.23	27.54
Consultancy charge	20.71	78.87
Miscellaneous	3.87	0.99
	1,479.16	**1,88,412.71**
Less: Allocated to Property, Plant and Equipment	39.43	51.44
Less: Adjustments	-	1,87,626.00
Carried forward	**1,439.73**	**735.27**

48 IN THE CAPACITY OF LESSEE

48.1 Certain premises have been obtained on lease. The term for premises is less than 1 year and is renewable as per mutual agreement.

48.2 The Company has taken certain plant and machinery on an operational lease basis.

Significant features of aforesaid lease arrangements are as follows:

i) The Company will pay the lease rent over the lease period . The lease rent is calculated on revenue receipt.

ii) Upon the expiry of the lease period by efflux of time, the lessor, may agree to have the lease renewed for a secondary lease period.

iii) There are no restrictions imposed on the Company by the existing lease agreements.

48.3 The Group has taken certain land and equipment on lease (refer note 2.13). Carrying value of land taken on lease is ₹ 32,569.22 lakhs (₹ 1,547.99 lakhs as on 31st March, 2019) and carrying value of equipment taken on lease is ₹ 1,732.39 (₹ Nil as on 31st March, 2019). The Company is scheduled to pay lease rental as follows:

(₹ in lakhs)

Particulars		31st March, 2020	Present Value of MLP	31st March, 2019	Present Value of MLP
(i)	Not later than one year	726.74	670.09	2.73	-
(ii)	Later than one year and not later than 5 years	1,820.96	1,400.65	10.94	0.02
(iii)	Later than 5 years	157.36	22.58	159.60	20.67

Notes on Consolidated Financial Statements for the year ended 31st March, 2020

48.4 The Group has not made any sublease arrangement with other parties.

48.5 The Group has recognised an amount of ₹ 1,050.63 lakhs (previous year ₹ 3,252.76 lakhs) towards lease rent (note 37) and ₹ 10.22 lakhs (previous year ₹ 7.70 lakhs) for rent of premises (note 41) for the year.

49 RELATED PARTY DISCLOSURES

Related parties have been identified in terms of Ind As 24 on "Related Party Disclosure" as listed below :

List of Related Parties where control exists and also other Related Party with whom transactions have taken place and relationships:

Name of the Related Party	Relationship
Meenakshi Energy Limited	Subsidiary till 6th November,2019
Matsya Shipping & Ports Private Limited	Joint Venture w.e.f. 27th March, 2017 to 25th February, 2019 and Enterprise over which KMP is able to exercise significant influence till 3rd September 2019
Arka Energy B.V.	Joint Venture of IPCL Pte. Ltd. w.e.f. 7th May, 2019
Arkeni Solar sh.p.k	Wholly owned Subsidiary of Arka Energy B.V. w.e.f. 23rd May, 2019
India Uniper Power Services Pvt Limited	Joint Venture
Khaitan & Co. LLP	Enterprise over which KMP is able to exercise significant influence
Khaitan & Co.	Enterprise over which KMP is able to exercise significant influence

Key Management Personnel	Relationship
Mr. Amit Kiran Deb	Independent Director and Chairman w.e.f closure of Board meeting on 4th February, 2020
Mr. Hemant Kanoria	Chairman & Non Executive Director upto closure of Board meeting on 4th February, 2020
Mr. Sunil Kanoria	Vice Chairman till 7th October 2018
Mr. Nand Gopal Khaitan	Independent Director
Mr. Tantra Narayan Thakur	Independent Director
Mr. Debi Prasad Patra	Independent Director
Mr. S. Sundareshan	Independent Director till 12th February, 2019
Ms. Dipali Khanna	Independent Director
Mr. Jyoti Kumar Poddar	Non - Executive Director
Mr. Raghav Raj Kanoria	Managing Director
Mr. Asok Kumar Goswami	Whole time Director till 29th March, 2019
Mr. Sanjeev Seth	Chief Executive Officer
Mr. Sushil Kr. Agarwal	Chief Financial Officer till 1st October, 2018
Mr. Amit Poddar	Chief Financial Officer w.e.f. 5th February, 2019
Mr. Prashant Kapoor	Company Secretary

Relative of Key Management Personnel	
Ms Neeru Seth	Spouse of Sanjeev Seth
Ms Tara Devi Poddar	Mother of Amit Poddar
Ms Nitu Kapoor	Spouse of Prashant Kapoor

Notes on Consolidated Financial Statements for the year ended 31st March, 2020

49.1 Details of amount due to or from Related Parties:

Particulars	Note No.	31st March, 2020	31st March, 2019
Outstanding Balance			
Loans Given			
Meenakshi Energy Limited		-	3,094.42
Arka Energy B.V.		59.25	-
Investments			
Equity			
Meenakshi Energy Limited		-	10,023.41
India Uniper Power Services Private Limited		352.50	352.50
Arka Energy B.V.		-	-
Interest Receivable			
Meenakshi Energy Limited		-	455.62
Arka Energy B.V.		0.81	-
Purchase of services			
India Uniper Power Services Private Limited		-	405.49
Advance Receivable			
Key Management Personnel		31.06	20.24
Payable for Services/Supply			
Key Management Personnel		-	14.63
Relative of Key Management Personnel		2.47	2.47
Enterprise over which KMP are able to exercise significant influence.		22.92	25.27
Director commission		28.00	25.85
Corporate Guarantee Outstanding			
Meenakshi Energy Limited	46 (c)	-	279,963.76

49.2 Details of transactions with Related Parties during the year:

(₹ in lakhs)

Particulars	Note	Year ended 31st March, 2020	Year ended 31st March, 2019
Loan given			
Arka Energy B.V.		59.25	-
Meenakshi Energy Limited		-	100.00
Loan repaid			
Meenakshi Energy Limited		-	100.00
Matsya Shipping & Ports Private Limited		-	5.00
Advance given			
Key Management Personnel		17.49	35.86
Refund of advance given			
Key Management Personnel		6.66	17.54

Notes on Consolidated Financial Statements for the year ended 31st March, 2020

49.2 Details of transactions with Related Parties during the year: (Contd.)

(₹ in lakhs)

Particulars	Note	Year ended 31st March, 2020	Year ended 31st March, 2019
Interest income			
Arka Energy B.V.		0.81	-
Meenakshi Energy Limited	7.3	243.57	402.49
Matsya Shipping and Ports Pvt. Ltd.		-	0.64
Expense made on behalf of			
India Uniper Power Services Private Limited		-	0.66
Reimbursement against expenses			
India Uniper Power Services Private Limited		-	0.66
Sale of Investment			
Sarvam Investment Private Limited		-	0.50
Services			
Key Management Personnel		325.79	392.25
Relative of Key Management Personnel		30.00	18.00
Enterprise over which KMP are able to exercise significant influence.		66.96	21.18
India Uniper Power Services Private Limited		-	37.34
Director sitting fee		10.70	11.75
Director commission		28.00	26.85
Corporate Social Responsibility Expense			
Enterprise over which KMP are able to exercise significant influence.		-	50.00

49.3 Details of transactions with Key Management Personnel during the year

(₹ in lakhs)

Particulars	Year ended 31st March, 2020	Year ended 31st March, 2019
Remuneration to Key Management Personnel of the Company		
Short term employee benefits	325.79	392.25
Post employment benefit	5.62	6.28
Long term employment benefit	7.29	10.41

50 SEGMENT REPORTING

Group's business activities involves power generation, power distribution and other strategic activities. The Company's organisational structure and governance processes are designed to support effective management of multiple segment while retaining focus on each one of them. The segments of Company are well organised and internal records are separately maintained for each segment. Further management reviews each segment independently to make decisions about resource allocation and performance measurement.

During the year, the Group has reviewed and revised classification of Regulated Business and Non-Regulated Business as separate business segment as till previous year the Company aggregated them under larger segment of "Generation and Distribution of Power in India". Chief Operating Decision Maker has decided to present Regulated Business and Non Regulated Business as a separate segment to provide better understanding to the users of the Financial Statements.

Notes on Consolidated Financial Statements for the year ended 31st March, 2020

50 SEGMENT REPORTING (CONTD.)

The operation of the Group consist of two segments, namely :

a. Regulated Business, which consist of power distribution business (including thermal power generation which exclusively supply power for distribution business) in Asansol, West Bengal (licensed area) regulated by West Bengal Electricity Regulatory Commission;

b. Non Regulated business, consists of (i) all business which are not covered under clause (a), (ii) power generation business, distribution in franchise area, O&M business carried on through other entities, (iii) investment activity & related financial activity, among others, transactions of strategic interest with and loans provided & advances given to the entities such as Meenakshi Energy Ltd, India Power Corporation (Bodhgaya) Ltd, Devi Trading and Holding Pvt. Ltd, Green Utility Pvt. Ltd, JFC Finance (India) Ltd (corresponding advance received from Rankini Power Generation Pvt. Ltd) , (iv) Beneficial interest in Power Trust including receivable from Power Trust.

Regulatory division is managed and operated in adherence of regulations issued by West Bengal Electricity Regulatory Commission and all the activities carried out in this division is strictly governed by WBERC and thus it is independent of Non-Regulated Business. The assets and liabilities of Regulated division are also earmarked and cannot be used for any other purpose.

Non Regulated business of the Group are independent and has no bearing with the Regulated business. All rights, obligations, liabilities, profits or losses of Non Regulated Business arising from any contract, financial transaction, financial commitment (including corporate guarantee) or any statute or under any Act is solely attributable to Non Regulated segment. Any demand &/or loss (present &/or future), pertaining to Non Regulated Business, arising out of any activity, including inter-alia, investment activity or acquisition activity starting from the acquisition of the investments and from its further operations will be the liability of the Non Regulated business division only and to be settled utilising the funds of Non Regulated Business &/or from its assets.

(₹ in lakhs)

Particulars	Year ended 31st March, 2020	Year ended 31st March, 2019
Segment Revenue		
Regulated operation	47,968.56	50,250.79
Non Regulated operation	2,478.98	4,282.20
Less: Intersegment revenue	-	-
Revenue/income from operations (Including net movement in Regulatory Deferral Balances)	50,447.54	54,532.99
Segment Results		
Regulated operation	6,307.47	8,638.75
Non Regulated operation	756.09	3,907.73
Total	**7,063.56**	**12,546.48**
Less: Finance costs	4,561.63	9,123.47
Add: Exceptional Items	24.63	111.27
Profit before tax from Continuing Operations	**2,526.56**	**3,534.28**
Profit before tax from Discontinued Operations	**(27.23)**	**(1,218.87)**
Segment Assets		
Regulated operation	1,29,390.91	67,347.04
Non Regulated operation	1,27,161.81	1,55,494.37
Total Assets	**2,56,552.72**	**2,22,841.41**
Segment Liabilities		
Regulated operation	91,438.67	74,042.88
Non Regulated operation	3,365.85	33,346.87
Total Liabilities	**94,804.52**	**1,07,389.75**

Notes on Consolidated Financial Statements for the year ended 31st March, 2020

50 SEGMENT REPORTING (CONTD.)

Reconciliation of Revenue

(₹ in lakhs)

Particulars	Year ended 31st March, 2020	Year ended 31st March, 2019
Revenue from Operations	48,111.48	52,599.97
Add/(less) Net movement in Regulatory Deferral Balances	2,336.06	1,933.02
Total Segment Revenue as reported above	**50,447.54**	**54,532.99**

During the year sale to individual consumers above 10% of the sale is ₹ 11,933.13 lakhs (previous year 5,676.46 lakhs).

51 Earnings per equity share from Continuing and Discontinued operations

Particulars	Basic and Diluted excluding Regulatory income/(expense)		Basic and Diluted including Regulatory income/(expense)	
	Year ended 31st March, 2020	Year ended 31st March, 2019	Year ended 31st March, 2020	Year ended 31st March, 2019
Profit after tax (₹ in lakhs)	(195.49)	365.44	1,324.26	1,622.99
Number of Equity Shares	97,37,89,640	97,37,89,640	97,37,89,640	97,37,89,640
Number of equity Shares in Share Capital Suspense Account (Note 4.1)	60,41,43,449	60,41,43,449	60,41,43,449	60,41,43,449
Total number of shares	1,57,79,33,089	1,57,79,33,089	1,57,79,33,089	1,57,79,33,089
Earning per share (Basic and Diluted) (₹)	(0.01)	0.02	0.08	0.10
Face value per equity share (₹)	1	1	1	1

Earnings per equity share from Continuing operations

Particulars	Basic and Diluted excluding Regulatory income/(expense)		Basic and Diluted including Regulatory income/(expense)	
	Year ended 31st March, 2020	Year ended 31st March, 2019	Year ended 31st March, 2020	Year ended 31st March, 2019
Profit after tax (₹ in lakhs)	(168.26)	1,584.31	1,351.49	2,841.86
Number of equity shares	97,37,89,640	97,37,89,640	97,37,89,640	97,37,89,640
Number of equity shares in Share Capital Suspense Account (Note 4.1)	60,41,43,449	60,41,43,449	60,41,43,449	60,41,43,449
Total number of shares	1,57,79,33,089	1,57,79,33,089	1,57,79,33,089	1,57,79,33,089
Earning per share (Basic and Diluted) (₹)	(0.01)	0.10	0.09	0.18
Face value per equity share (₹)	1	1	1	1

Earnings per equity share from discontinued operations

Particulars	Basic and Diluted including Regulatory income/(expense)	
	Year ended 31st March, 2020	Year ended 31st March, 2019
Profit after tax (₹ In lakhs)	(27.23)	(1,218.87)
Number of equity shares	97,37,89,640	97,37,89,640
Number of equity Shares in Share Capital Suspense Account (Note 4.1)	60,41,43,449	60,41,43,449
Total number of shares	1,57,79,33,089	1,57,79,33,089
Earning per share (Basic and Diluted) (₹)	(0.002)	(0.08)
Face value per equity share (₹)	1	1

Notes on Consolidated Financial Statements for the year ended 31st March, 2020

52 EMPLOYEE BENEFITS

In respect of the Company

Gratuity (Funded)

The Group's gratuity scheme, a defined benefit plan, covers the eligible employees and is administered through a gratuity fund trust. Such gratuity fund, whose investments are managed by Life Insurance Corporation of India(LICI), makes payments to vested employees on their cessation of employment, death or incapacitation of an amount based on the respective employee's salary and tenure of employment subject to a maximum limit of ₹20.00 lakhs. Vesting occurs upon completion of five years of service.

The weighted average duration of the defined benefit obligation as on 31st March, 2020 is 6 years (5 years as on 31st March, 2019).

Post Retirement Obligation -Lump sum payment in lieu of Pension (Unfunded)

The Group has a defined benefit plan which covers certain categories of employees for providing a lump sum amount at various scales to the vested employee or his nominee upon retirement, death or cessation of service based on tenure of employment. Vesting occurs upon completion of 20 years of service.

The weighted average duration of the defined benefit obligation as on March 31, 2020 is 5 years (5 years as on 31st March, 2019).

52.1 Employee benefit obligation

(₹ in lakhs)

Particulars	As at 31st March, 2020		As at 31st March, 2019	
	Current	Non-current	Current	Non-current
Gratuity (funded)	1,687.77	-	1,548.67	-
Pension	8.40	44.14	5.73	47.60
Total	**1,696.17**	**44.14**	**1,554.40**	**47.60**

52.2 Reconciliation of opening and closing balances of the present value of defined benefit obligations

(₹ in lakhs)

Particulars	Funded				Unfunded	
	Gratuity		Superannuation Fund		Lump sum payment in lieu of Pension	
	As at 31st March, 2020	As at 31st March, 2019	As at 31st March, 2020	As at 31st March, 2019	As at 31st March, 2020	As at 31st March, 2019
Opening balance	1,580.48	1,543.17	-	25.62	53.33	54.14
Current service cost	74.53	78.57	-	-	1.92	1.98
Interest cost	112.20	102.34	-	-	3.70	3.83
Plan amendments	-	-	-	-	-	-
Actuarial (gain)/loss	135.51	176.01	-	-	1.63	0.86
Benefits paid	(169.03)	(245.92)	-	(25.62)	(8.04)	(7.48)
Adjustments	-	(73.69)	-	-	-	-
Closing balance	1,733.69	1,580.48	-	-	52.54	53.33

Notes on Consolidated Financial Statements for the year ended 31st March, 2020

52.2 Reconciliation of opening and closing balances of the present value of defined benefit obligations (Contd.)

(₹ in lakhs)

Particulars	Unfunded	
	Gratuity	
	As at 31st March, 2020	As at 31st March, 2019
Opening balance	-	88.93
Current service cost	-	-
Interest cost	-	-
Plan amendments	-	-
Actuarial (gain)/loss	-	-
Adjustments*	-	(88.93)
Closing balance	-	-

*In respect to India Power Corporation (Bodhgaya) Limited, subsidiary of the Company, India Power Corporation (Bodhgaya) Limited has relieved all its employees during the previous year by paying them full emoluments. Hence no provision was required to be made for Gratuity and Leave Encashment at the year end and accordingly actuarial report was also not obtained.

52.3 Reconciliation of opening and closing balances of the fair value of plan assets

(₹ in lakhs)

Particulars	Gratuity		Superannuation Fund	
	As at 31st March, 2020	As at 31st March, 2019	As at 31st March, 2020	As at 31st March, 2019
Opening balance	31.80	157.35	-	8.37
Expected return on Plan Assets	10.20	2.78	-	-
Actuarial gain/(loss)	-	-	-	-
Contribution	172.94	230.77	-	-
Benefits paid	(169.03)	(245.92)	-	(8.37)
Adjustments	-	(113.98)	-	-
Closing balance	45.91	31.80	-	-

52.4 Amount recognised in Balance Sheet

(₹ in lakhs)

Particulars	Funded		Unfunded	
	Gratuity		Lump sum payment in lieu of Pension	
	As at 31st March, 2020	As at 31st March, 2019	As at 31st March, 2019	As at 31st March, 2019
Present value of obligation	(1,733.69)	(1,580.47)	(52.54)	(53.33)
Fair Value of Plan Assets	45.91	31.80	-	-
Net Asset/(Liability)	(1,687.78)	(1,548.67)	(52.54)	(53.33)

Notes on Consolidated Financial Statements for the year ended 31st March, 2020

52.5 Amount recognised in Statement of Profit and Loss

(₹ in lakhs)

Particulars	Gratuity		Lump sum payment in lieu of Pension	
	Year ended 31st March, 2020	Year ended 31st March, 2019	Year ended 31st March, 2020	Year ended 31st March, 2019
Current service cost	74.53	78.57	1.92	1.98
Past Service Cost- Plan Amendment	-	-	-	-
Interest cost	109.67	102.34	3.70	3.83
Expected return on Plan Assets	-	(2.78)	-	-
Recognised in Profit and Loss Account	184.20	178.13	5.62	5.81
Under	Contribution to Provident and Other Funds		Salaries, Wages and Bonus	

52.6 Amount recognised in the statement of Other Comprehensive Income

(₹ in lakhs)

Particulars	Gratuity		Superannuation Fund		Lump sum payment in lieu of Pension	
	Year ended 31st March, 2020	Year ended 31st March, 2019	Year ended 31st March, 2020	Year ended 31st March, 2019	Year ended 31st March, 2020	Year ended 31st March, 2019
Net Cumulative unrecognised actuarial (gain)/ loss opening	803.29	534.80	94.13	94.13	32.72	31.86
Experience adjustments on Plan Assets (Gains)/ Loss	-	-	-	-	-	-
Adjustments	-	92.48	-	-	-	-
Actuarial(gain)/ loss for the year	135.51	176.01	-	-	1.63	0.86
Unrecognised actuarial (Gain)/Loss at the end of the year	938.80	803.29	94.13	94.13	34.35	32.72

52.7 Experience adjustment on Plan Liabilities and Assets

(₹ in lakhs)

Particulars	Gratuity		Lump sum Payment in lieu of pension	
	As at 31st March, 2020	As at 31st March, 2019	As at 31st March, 2020	As at 31st March, 2019
Defined benefit obligations	1,733.69	1,580.48	52.54	53.33
Plan assets	45.91	31.80	-	-
Surplus/(Deficit)	(1,687.78)	(1,548.68)	(52.54)	(53.33)
Experience adjustments on Plan liabilities (Gains)/Loss	68.06	168.04	0.63	0.63
Experience adjustments on Plan Assets Gains/ (Loss)	-	-	-	-
Actuarial (gain)/loss on Plan liabilities due to change of assumptions	67.44	7.97	0.23	0.23

Notes on Consolidated Financial Statements for the year ended 31st March, 2020

52.8 Breakup of Actuarial gain/loss:

(₹ in lakhs)

Particulars	Gratuity		Lump sum Payment in lieu of pension	
	Year ended 31st March, 2020	Year ended 31st March, 2019	Year ended 31st March, 2020	Year ended 31st March, 2019
Actuarial (gain)/loss on arising from change in demographic assumption	-	-	-	-
Actuarial (gain)/loss on arising from change in financial assumption	67.44	7.97	1.79	0.23
Actuarial (gain)/loss on arising from experience adjustment	68.06	168.04	(0.16)	0.63
Total	**135.50**	**176.01**	**1.63**	**0.86**

52.9 Sensitivity analysis

(₹ in lakhs)

Particulars	Gratuity		Lump sum Payment in lieu of pension	
	Year ended 31st March, 2020	Year ended 31st March, 2019	Year ended 31st March, 2020	Year ended 31st March, 2019
Impact of the change in discount rate				
-increase of 1 %	(83.82)	(75.55)	(2.22)	(2.26)
-decrease of 1 %	94.18	85.21	2.45	2.49
Impact of the change in salary increase				
-increase of 1 %	93.18	85.22	-	-
-decrease of 1 %	(84.33)	(77.16)	-	-
Impact of Change in withdrawal rate				
-increase of 2 %	18.42	25.16	(4.57)	(4.71)
-decrease of 2 %	(2.06)	(2.42)	0.04	0.04
Impact of Change in Mortality rate				
-increase of 10 %	-	-	-	-
-decrease of 10 %	-	-	-	-

Gratuity fund is maintained with LIC and HDFC.

52.10 Principal Actuarial Assumptions used for estimating the Company's Defined benefit obligations are set out below:

(₹ in lakhs)

Particulars	Gratuity		Lump sum Payment in lieu of pension	
	Year ended 31st March, 2020	Year ended 31st March, 2019	Year ended 31st March, 2020	Year ended 31st March, 2019
Discount Rate	6.70	7.50	6.70	7.50
Expected rate of increase in salary	5.00	5.00	-	-
Expected rate of return of plan assets	6.70	7.50	-	-
Mortality rate	IALM* (2006-08) ultimate	IALM* (2006-08) ultimate	IALM* (2006-08) ultimate	IALM* (2006-08) ultimate

*IALM- Indian Assured Lives Mortality

These assumptions were developed by management with the assistance of independent actuarial appraisers. Discount factors are determined close to each year-end by reference to government bonds of relevant economic markets and that have terms to maturity approximating to the terms of the related obligation. Other assumptions are based on management's historical experience.

Notes on Consolidated Financial Statements for the year ended 31st March, 2020

52.11 The contribution to the defined benefit plans expected to be made by the Group during the annual period beginning after the Balance Sheet date is yet to be reasonably determined.

53 During the year ₹ 301.57 lakhs has been recognised as expenditure towards defined contribution plans of the Group (previous Year ₹ 305.96 lakhs)

54 FINANCIAL INSTRUMENT - (FINANCIAL ASSETS AND FINANCIAL LIABILITIES)

54.1 Categories of Financial Instruments

Details with respect to financial assets and financial liabilities are as follows:

(₹ in lakhs)

Particulars	Note No	As at 31st March, 2020			As at 31st March, 2019		
		FVTPL	FVTOCI	Amortised Cost	FVTPL	FVTOCI	Amortised Cost
Financial Assets							
Investments							
-Equity Investments (other than in Subsidiaries and joint venture)	7.1	-	9,472.17	-	-	0.05	-
- Bonds and Debentures	7.1	-	2.50	99.05	-	2.50	159.05
- Mutual Funds	7.1	204.00	-	-	190.92	-	-
- Government Securities	7.1	-	-	2.92	-	-	2.92
Trade Receivables	12	-	-	6,471.30	-	-	20,938.62
Loans	8,15 & 16	-	-	11,065.93	-	-	7,590.25
Cash and Cash Equivalents	13 & 14	-	-	4,488.74	-	-	570.14
Fixed Deposit	9 &14	-	-	1,399.74	-	-	1,700.60
Beneficial Interest in Power Trust	9	-	82,645.37	-	-	82,384.55	-
Receivable Others	8 &16	-	-	22,994.04	-	-	30,734.34
Accrued Interest	16	-	-	1,321.25	-	-	809.06
Total Financial Assets		**204.00**	**92,120.04**	**47,842.97**	**190.92**	**82,387.10**	**62,504.98**
Financial Liabilities							
Borrowings	22 & 28	-	-	29,546.06	-	-	41,350.56
Lease Liabilities	21	-	-	1,841.11	-	-	22.18
Trade Payables	23 &29	-	-	13,104.71	-	-	5,220.03
Consumer Advances	24	-	-	3,185.78	-	-	2,939.41
Others	24 &30	-	-	8,882.32	-	-	32,854.51
Total Financial Liabilities		**-**	**-**	**56,559.98**	**-**	**-**	**82,386.69**

Notes on Consolidated Financial Statements for the year ended 31st March, 2020

54.2 Fair Value Hierarchy

The Group categorises assets and liabilities measured at fair value into one of the three levels depending on the ability to observe inputs employed in their measurements.

The following table presents fair value hierarchy of assets and liabilities measured at fair value on recurring basis.

(a) Financial Assets and Liabilities measured at Fair Value

(₹ in lakhs)

At 31 March 2020	Note No	Date of Valuation	Level 1	Level 2	Level 3	Total
Financial Assets						
Financial Investment at FVTPL						
Mutual Funds	7.1	31/3/2020	204.00	-	-	204.00
Financial Investment at FVTOCI						
Unquoted Equity Instruments	7.1	31/3/2020	-	-	9,472.17	9,472.17
Bonds and debentures	7.1	31/3/2020	-	-	2.50	2.50
Beneficial Interest in power trust	9	31/3/2020	-	-	82,645.37	82,645.37
Total Financial Assets			**204.00**	**-**	**92,120.04**	**92,324.04**

At 31 March 2019	Note No	Date of Valuation	Level 1	Level 2	Level 3	Total
Financial Assets						
Financial Investment at FVTPL						
Mutual Funds	7.1	31/3/2019	190.92	-	-	190.92
Financial Investment at FVTOCI						
Unquoted Equity Instruments	7.1	31/3/2019	-	-	0.05	0.05
Bonds and debentures	7.1	31/3/2019	-	-	2.50	2.50
Beneficial Interest in power trust	9	31/3/2019	-	-	82,384.55	82,384.55
Total Financial Assets			**190.92**	**-**	**82,387.10**	**82,578.02**

During the year ended 31st March, 2020 and 31st March, 2019 there were no transfer between level 1, level 2 and level 3 fair value measurement.

Reconciliation of financial Assets in Level 3

Particulars	As at 31st March 2019	Purchase/ Reclassified	Sale / Reclassified	Adjustment	As at 31st March 2020
Unquoted Equity Instruments in					
Meenakshi Energy Limited	-	10,023.41	-	(551.29)	9,472.12
Woodlands Multispecialty Hospital Limited	0.05	-	-	-	0.05
India Power Corporation (Bodhgaya) Limited	-	10.00	-	(10.00)	-
Bonds and debentures	2.50	-	-	-	2.50
Beneficial Interest in power trust	82,384.55	-	-	260.82	82,645.37
Total Financial Assets in Level 3	**82,387.10**	**10,033.41**	**-**	**(300.47)**	**92,120.04**

Notes on Consolidated Financial Statements for the year ended 31st March, 2020

b) Fair Value Technique

The fair values of the financial assets and liabilities are recognised at the amount that would be received to sell an asset or paid to transfer a liability in an orderly transaction between market participants at the measurement date. The following methods and assumptions were used to estimate the fair values:

i) The fair value of cash and cash equivalents, trade receivables, current trade payables, current financial liabilities and borrowings approximate their carrying amount largely due to the short-term nature of these instruments. The Board considers that the carrying amounts of financial assets and financial liabilities recognised at cost/amortised cost in the financial statements approximates their fair values.

ii) Non Current borrowing has been contracted at floating rates of interest, which are reset at short intervals. Fair value of floating interest rate borrowings approximates their carrying value.

iii) Investments in liquid and short-term mutual funds are measured using quoted market prices at the reporting date multiplied by the quantity held.

iv) Valuation of Beneficial Interest in Power Trust has been arrived by fair valuing its assets less liabilities. Assets of Power Trust mainly consist of quoted and unquoted investments. Quoted investments are valued at prevailing market rate. Unquoted investments are fair valued by adopting Discounted Free Cash Flow method (DCF) and Net Asset Value (NAV) approach. The DCF method estimates the cash flows for each financial period included in the period for projections and discounts this to its present value at an appropriate weighted average cost of capital (WACC). Under NAV approach Fair Value of unquoted equity instruments is computed based on the last audited financial statement of the respective companies. The valuation is based on the assumptions and estimates considered appropriate by the valuer.

v) Fair Value of unquoted equity instruments is Net Asset Value (NAV) computed based on the last audited financial statement of the respective companies.

c) Significant unobservable inputs used in level 3 fair values

	As at March 31, 2020	Significant Unobservable Inputs	Sensitivity of input to fair value measurement
i)	Fair valuation of unquoted Equity instruments	Historical NAV	Increase in book value by 10% will have a positive impact of ₹ 952.22 lakhs
			Decrease in book value by 10% will have a negative impact of ₹ 942.20 lakhs
ii)	Fair valuation of Beneficial Interest in power trust	Discount factor	Increase in discount rate by 1% will have a negative impact of ₹ 56,072 lakhs
			Decrease in discount rate by 1% will have a positive impact of ₹ 1,21,280 lakhs

54.3 Fair value of financial assets and liabilities measured at amortised cost

(₹ in lakhs)

Particulars	Note No.	As at 31st March 2020		As at 31st March 2019	
		Carrying Amount	Fair Value	Carrying Amount	Fair Value
Financial assets					
Investments					
Bonds	7.1 & 7.2	101.97	101.97	161.97	161.97
Trade Receivable	12	6,471.30	6,471.30	20,938.62	20,938.62
Loans					
Loan to related parties	8	60.05	60.05	3,094.42	3,094.42
Loans/Advances to employees	8, 15 & 16	71.90	71.90	1.78	1.78
Loan to Others	15	9,901.42	9,901.42	3,524.03	3,524.03
Receivable Others	16	22,993.54	22,993.54	30,734.34	30,734.34

Notes on Consolidated Financial Statements for the year ended 31st March, 2020

54.3 Fair value of financial assets and liabilities measured at amortised cost (Contd.)

(₹ in lakhs)

Particulars	Note No.	As at 31st March 2020		As at 31st March 2019	
		Carrying Amount	Fair Value	Carrying Amount	Fair Value
Cash & Cash Equivalent	13 & 14	4,488.74	4,488.74	570.14	570.14
Fixed Deposit	9 & 14	1,399.74	1,399.74	1,700.60	1,700.60
Security deposits	8 & 15	1,033.06	1,033.06	970.02	970.02
Accrued Interest	16	1,321.25	1,321.25	809.06	809.06
Total financial assets		**47,842.97**	**47,842.97**	**62,504.98**	**62,504.98**
Financial liabilities					
Borrowings	22 & 28	29,546.06	29,546.06	41,350.56	41,350.56
Lease Liabilities	21	1,841.11	1,841.11	22.18	22.18
Trade Payable	23 & 29	13,104.71	13,104.71	5,220.03	5,220.03
Others	24 & 30	8,882.32	8,882.32	32,854.51	32,854.51
Consumer Advances	24	3,185.78	3,185.78	2,939.41	2,939.41
Total financial liabilities		**56,559.98**	**56,559.98**	**82,386.69**	**82,386.69**

55 FINANCIAL RISK MANAGEMENT

The Group's business activities are exposed to a variety of financial risks – credit risk, liquidity risk and market risk. The Group's focus is to foresee the unpredictability of financial markets and seek to minimize potential adverse effects on its financial performance. The risks are governed by appropriate policies and procedures and that financial risks are identified, measured and managed in accordance with the Group's policies and risk objectives. The Board of Directors reviews and approves policies for managing each of these risks, which are summarized below:

55.1 Credit Risk

The Group is exposed to credit risk from its operating activities (primarily trade receivables). The Group's exposure to credit risk is influenced mainly by the individual characteristic of each consumer and the concentration of risk from the top few consumers.

The Group extends credit to consumers in normal course of business as per Regulation issued by West Bengal Electricity Regulatory Commission for regulatory business and as per terms of Power Purchase agreement (PPA) entered with DISCOMS for non regulatory business. Consumers outstanding are regularly monitored. The Company evaluates the concentration of risk with respect to trade receivable as low as outstanding from non regulatory business is covered with PPA with government undertakings and in case of regulated business outstanding are as governed by rate regulated body of the state government and customers can not shift to other distribution licensee without clearing dues and obtaining "No objection certificate" from the Holding Company. The Group has also taken advances and security deposit from its consumers, to mitigate the credit risk to an extent. (refer note no. 12.2)

The Group is closely monitoring other receivables and confirmations/ reconciliations and follow-ups are done by the management at regular intervals.

Credit risk pertaining to regulatory receivables have been dealt with in note no. 18.1

55.2 Liquidity Risk

The Group objective is to maintain optimum level of liquidity to meet its cash and collateral requirement at all times. The Group relies on Borrowing and internal accruals to meet its need for fund. The current committed lines of credit are sufficient to meet its short to medium term expansion needs.

Notes on Consolidated Financial Statements for the year ended 31st March, 2020

55.2 Liquidity Risk (Contd.)

The table provides undiscounted cash flow towards non-derivative financial liabilities and net settled derivative financial liabilities into relevant maturity based on the remaining period at balance sheet date to contractual maturity date.

(₹ in lakhs)

Particulars	Upto 6 month	6 to 12 Months	Above 12 months	Total
As at 31st March 2020				
Interest bearing Borrowings (Including Current Maturity)				
- Principal	16,453.57	2,700.97	15,927.84	35,082.38
- Interest	688.80	499.07	2,988.02	4,175.89
Finance lease obligation	363.37	363.37	1,978.32	2,705.06
Trade and other payables	10,184.27	150.01	3,479.04	13,813.32
Other financial liabilities	1,656.32	1,292.63	6,259.96	9,208.91
Total	**29,346.33**	**5,006.05**	**30,633.18**	**64,985.56**
As at 31st March 2019				
Interest bearing Borrowings (Including Current Maturity)				
- Principal	14,170.64	3,568.85	32,641.36	50,380.85
- Interest	1,958.25	1,260.97	3,438.87	6,658.09
Finance lease obligation	2.73	-	170.54	173.27
Trade and other payables	19,856.51	107.70	5,220.03	25,184.24
Other financial liabilities	2,586.62	1,990.38	5,957.78	10,534.78
Total	**38,574.75**	**6,927.90**	**47,428.58**	**92,931.23**

Unused Lines of Credit

(₹ in lakhs)

Particulars	As at 31st March 2020	As at 31st March 2019
Secured	14.79	2,498.21
Total	**14.79**	**2,498.21**

In terms of loan agreement the Group is required to fulfil specified covenants including maintaining debt service and other ratios, and failing which the lender has option to call back the loan.

The Group has current financial assets which will be realised in ordinary course of business. The Group monitors rolling forecasts of its liquidity requirements to ensure it has sufficient cash to meet operational needs while maintaining headroom on its undrawn committed borrowing facilities at all times so that Group does not breach borrowing limits or covenants (where applicable) on any of its borrowing facilities.

55.3 Market Risk

The Group does not have any material market risk.

55.4 Interest rate risk

(i) ***Interest rate risk exposure***

Interest rate exposure of the Group is mainly on Borrowing from Banks, which is linked to marginal cost of fund based lending rate (MCLR) of bank's lending and the Group does not foresee any risk on the same. Non Convertible Debentures were issued at fixed rate of interest and Inter Corporate Deposits were taken on fixed rate of interest.

Notes on Consolidated Financial Statements for the year ended 31st March, 2020

55.4 Interest rate risk (Contd.)

(i) ***Interest rate risk exposure (Contd.)***

(₹ in lakhs)

Particulars	As at 31st March 2020	As at 31st March 2019
Variable rate borrowings	21,669.71	28,091.55
Fixed rate borrowings	12,571.32	18,671.07
Total borrowings	**34,241.03**	**46,762.62**

Interest Rate of Borrowing

(₹ in lakhs)

Particulars	Total Borrowing	Floating Rate Borrowings	Fixed Rate Borrowing
As at 31st March 2020			
Secured	24,857.65	21,669.71	3,187.94
Unsecured	9,383.38	-	9,383.38
Total	**34,241.03**	**21,669.71**	**12,571.32**
As at 31st March 2019			
Secured	41,076.55	28,091.55	12,985.00
Unsecured	5,686.07	-	5,686.07
Total	**46,762.62**	**28,091.55**	**18,671.07**

(ii) ***Sensitivity***

Profit or loss is sensitive to higher/lower interest expense from borrowings as a result of changes in interest rates.

(₹ in lakhs)

Particulars	Impact on profit before tax	
	31st March, 2020	31st March, 2019
Interest rates – increase by 50 basis points	108.35	140.46
Interest rates – decrease by 50 basis points	(108.35)	(140.46)

55.5 Capital Management

Risk Management

For the purpose of the Group's capital management, capital includes issued equity capital, share capital suspense account and all other equity reserves attributable to the equity holders of the Group. The primary objective of the Group's capital management is to maximise the shareholder value.

The Group manages its capital structure and makes adjustments in light of changes in economic conditions and the requirements of the financial covenants. To maintain or adjust the capital structure, the Group may adjust the dividend payment to shareholders, return capital to shareholders or issue new shares. The Group monitors capital using a gearing ratio, which is net debt divided by total capital plus net debt. The Group includes within net debt, interest bearing loans and borrowings, less cash and cash equivalents.

Notes on Consolidated Financial Statements for the year ended 31st March, 2020

55.5 Capital Management (Contd.)

Risk Management (Contd.)

(₹ in lakhs)

Particulars	Note No.	As at 31st March, 2020	As at 31st March, 2019
Borrowings	22 & 28	34,241.03	46,784.80
Less: Cash and cash equivalents	13	4,482.84	570.14
Net debt (A)		29,758.19	46,214.66
Total equity	19, 20 & 4.1	1,61,747.80	1,15,973.04
Total equity plus net debts (B)		1,91,505.99	1,62,187.70
Gearing ratio (A/B)		16%	28%

Refer note 20.4 (b) for General Reserve arising on amalgamation which is included for arriving at total equity

56 IMPACT OF COVID 19 PANDEMIC:

The spread of COVID-19 disease has severely impacted economic, businesses and social set ups across the globe and India. The spread of COVID-19 and the consequent lockdown, disruption in transportation and supply chains, travel bans quarantines, social distancing and other such emergency measures have caused widespread disruptions in economy and businesses. The company is engaged in the business of generation and distribution of electricity. Since electricity has been catagorised as an essential service, the company is in a position to generate and supply power to its consumers. However, the disruption has caused reduction in immediate electricity demand in commercial and industrial categories. Based on current assessment, the situation will prevail up to first quarter of the year 2020-21, with a gradual pickup in electricity demand after the lockdown and associated restrictions are eased.

Management believes that it has taken into account all the known impacts arising from COVID 19 pandemic in the preparation of this financial statement. However, the impact assessment of COVID 19 is a continuing process given the uncertainties associated with its nature and duration. Management will continue to monitor any material changes to future economic conditions and the impact thereof on the Company, if any.

57 In case of one of the subsidiary of the Company, IPCL Pte. Ltd, its total and current liabilities exceeded its total and current assets. The financial statements have been prepared on a going concern basis as the holding Company (India Power Corporation Limited) intents to provide adequate funds to enable the subsidiary meet their liabilities as and when they fall due and the holding Company will not demand for payment due to them for the next twelve months.

58 SERVICE CONCESSION ARRANGEMENTS

(a) On 31st December 2013, India Power Corporation (Bodhgaya) Limited, subsidiary of the Company, had entered into a service concession agreement with South Bihar Power Distribution Company Limited (the grantor) for the purpose of sale and supply of electricity in the Gaya Town.

(b) India Power Corporation (Bodhgaya) Limited was required to make minimum investment of ₹ 3,300 lakh spread over a period of 5 years and this expenditure shall be rolled out in such a way that at least 10% of the minimum capital expenditure was spent every year for the first five years of the contract period.

(c) Under the terms of the agreement, India Power Corporation (Bodhgaya) Limited was to construct, operate and supply electricity to the public for a period of 15 years, starting from 1st June 2014. India Power Corporation (Bodhgaya) Limited was responsible for any maintenance services required during the concession period. India Power Corporation (Bodhgaya) Limited expected major repairs to the extent as and when considers necessary to be incurred during the concession period.

(d) India Power Corporation (Bodhgaya) Limited had received the right to charge users a fee for supplying them the electricity as per the rate provided in Tariff Schedule of Bihar Electricity Regulatory Commission. The input rate at which the electricity was being purchased and the rates electricity was being supplied to the end users under the DFA were subject to tariff adjustments.

Notes on Consolidated Financial Statements for the year ended 31st March, 2020

58 SERVICE CONCESSION ARRANGEMENTS (CONTD.)

(e) At the end of the concession period, the assets under the agreement will become the property of the grantor and India Power Corporation (Bodhgaya) Limited will have no further involvement in its operation or maintenance requirements.

Infrastructure items to which the operator is given access by the grantor for the purposes of the service arrangement are not recognised as property, plant and equipment of the operator.

(f) The service concession agreement does not contain renewal option.

(g) The rights of the grantor to terminate the agreement included among others, failure to maintain minimum service quality, corrupt practices on part of India Power Corporation (Bodhgaya) Limited, insolvency etc. The rights of India Power Corporation (Bodhgaya) Limited to terminate the agreement included failure of the grantor to ensure the supply of power to India Power Corporation (Bodhgaya) Limited of acceptable quality standards as per the agreement and breach of other material terms and conditions under the agreement.

(h) For the year ended 31st March 20, India Power Corporation (Bodhgaya) Limited has recognised revenue including revenue from discontinued operations ₹ 66.49 lakhs (₹ 10,605.15 lakhs for the year ended 31st March 2019), consisting ₹ 66.31 lakh (₹ 8,006.45 lakhs for the year ended 31st March 2019) on discontinued operation. India Power Corporation (Bodhgaya) Limited has recognised loss from discontinued operation ₹ 27.23 lakh (₹ 1,218.87 lakhs for the year ended 31st March 2019).

(i) India Power Corporation (Bodhgaya) Limited had recognised in the financial year 2017-18 an intangible asset received as consideration for providing construction or upgrade services in a service concession arrangement of ₹ 2,152.80 lakh for year ended 31 March 2018, of which ₹ 435.98 lakh for the year ended 31st March 2018 had been amortised. The intangible asset represents the right to charge users a fee for supply of electricity. Refer note no. 6.1

59.1 Disclosure of additional information pertaining to the Parent Company, Subsidiaries, Joint Ventures as per Schedule III of Companies Act, 2013

(₹ in lakhs)

Name of the Company	Net Assets (Total Assets minus Total Liabilities)		Share in Profit or Loss		Other Comprehensive Income		Total Comprehensive Income	
	2019-20		2019-20		2019-20		2019-20	
	As % of Consolidated net assets	Net Assets	As % of Consolidated net assets	Profit/Loss	As % of Consolidated net assets	Other Comprehen-sive Income	As % of Consolidated net assets	Total Comprehen-sive Income
Parent Company								
India Power Corporation Limited	100.22%	1,46,289.11	127.85%	1,693.14	100.02%	44,374.76	100.83%	46,067.90
Foreign Subsidiaries								
Direct Subsidiaries								
IPCL Pte. Ltd.	-0.40%	(584.51)	-3.84%	(50.87)	-0.02%	(13.67)	-0.14%	(64.54)
India Power Corporation (Bodhgaya) Limited	-	-	-20.80%	(275.51)	-	-	-0.60%	(275.51)
Joint Venture								
Arka Energy B.V. (including Arkeni Solar sh.p.k)	-	-	-0.02%	(0.28)	-	-	-	(0.28)
India Uniper Power Services Private Limited	0.18%	263.87	-3.19%	(42.22)	-0.00%	2.69	-0.09%	(39.53)
Total	**100.00%**	**1,45,968.47**	**100.00%**	**1,324.26**	**100.00%**	**44,363.78**	**100.00%**	**45,688.04**

Note: The above figures are after eliminating intra group transactions and intra group balances as at 31st March 2020

Notes on Consolidated Financial Statements for the year ended 31st March, 2020

59.2 Disclosure of additional information pertaining to the Parent Company, Subsidiaries, Joint Ventures as per Schedule III of Companies Act, 2013

(₹ in lakhs)

Name of the Company	Net Assets (Total Assets minus Total Liabilities)		Share in Profit or Loss		Other Comprehensive Income		Total Comprehensive Income	
	2018-19		2018-19		2018-19		2018-19	
	As % of Consolidated net assets	Net Assets	As % of Consolidated net assets	Profit/Loss	As % of Consolidated net assets	Other Comprehen-sive Income	As % of Consolidated net assets	Total Comprehen-sive Income
Parent Company								
India Power Corporation Limited	100.03%	1,16,010.60	117.80%	1,911.96	104.38%	369.64	115.39%	2,281.60
Indian Subsidiaries								
Direct Subsidiaries								
India Power Corporation (Bodhgaya) Limited	0.19%	218.54	-5.97%	(96.97)	-	-	-4.90%	(96.97)
Saranyu Power Trading Private Limited (formerly known as IPCL Power Trading Private Limited)	-	-	0.07%	1.15	-	-	0.06%	1.15
Green Utility Private Limited (Formerly known as India Power Green Utility Private Limited)	-	-	-4.94%	(80.10)	-	-	-4.05%	(80.10)
Stepdown Subsidiaries								
PL Sunrays Power Limited	-	-	1.38%	22.32	-	-	1.13%	22.32
PL Solar Renewable Limited	-	-	-3.11%	(50.44)	-	-	-2.55%	(50.44)
PL Surya Vidyut Limited	-	-	5.08%	82.45	-	-	4.17%	82.45
Foreign Subsidiaries								
Direct Subsidiaries								
IPCL Pte. Ltd.	-0.45%	(519.97)	-2.87%	(46.62)	-4.79%	(16.97)	-3.22%	(63.59)
Joint Venture								
Matsaya Shipping & Ports Private Limited	-	-	-	-	-	-	-	-
India Uniper Power Services Private Limited	0.23%	263.87	-7.44%	(120.76)	0.41%	1.47	-6.03%	(119.29)
Total	**100.00%**	**1,15,973.04**	**100.00%**	**1,622.99**	**100.00%**	**354.14**	**100.00%**	**1,977.13**

Note: The above figures are after eliminating intra group transactions and intra group balances as at 31st March 2019

60 These consolidated financial statements has been approved and adopted by Board of Directors of the Company in their meeting dated 25th June, 2020 for issue to the Shareholders for their adoption.

As per our report on even date
For **S.S. Kothari Mehta & Company**
Chartered Accountants
Firm Registration No. 000756N

For and on behalf of the Board

Neeraj Bansal
Partner
Membership No. 095960

Raghav Raj Kanoria
Managing Director
(DIN:07296482)

Amit Kiran Deb
Chairman
(DIN:02107792)

Place: Kolkata/New Delhi/Noida
Date: 25th June, 2020

Amit Poddar
Chief Financial Officer

Prashant Kapoor
Company Secretary

Sanjeev Seth
Chief Executive Officer

STATEMENT ON IMPACT OF AUDIT QUALIFICATIONS (FOR AUDIT REPORT WITH MODIFIED OPINION) SUBMITTED ALONG-WITH ANNUAL AUDITED FINANCIAL RESULTS – CONSOLIDATED FOR THE FINANCIAL YEAR ENDED 31ST MARCH, 2020

Statement on Impact of Audit Qualifications for the Financial Year ended 31st March, 2020

[Regulation 33 / 52 of the SEBI (LODR) (Amendment) Regulations, 2016]

₹ in Lakh

I	Sl. No.	Particulars	Audited Figures (as reported before adjusting for qualifications)	Adjusted Figures (audited figures after adjusting for qualifications)
	1	Turnover / Total income	53,064.93	Not Ascertainable
	2	Total Expenditure	50,495.87	
	3	Total Comprehensive Income/(Loss)	45,688.04	
	4	Earnings Per Share	0.08	
	5	Total Assets	2,56,552.32	
	6	Total Liabilities	94,804.52	
	7	Net Worth	1,17,020.67	

II	Audit Qualification (each audit qualification separately):			
	a	Details of Audit Qualification:	:	Due to non-availability of the financial statements of subsidiary company i.e. Meenakshi Energy Limited (MEL) for the period from 1st April, 2019 to 6th November 2019, the financial statement for the same has not been considered in these consolidated financial results as required in terms of Ind AS 110 on "Consolidated financial statements". Consequently, the impact of non consolidation and cessation of control in MEL on the audited consolidated financial results and value of investments in MEL are not presently ascertainable and will be ascertained in future once the financials of MEL are available after finalisation.
	b	Type of Audit Qualification : Qualified Opinion / Disclaimer of Opinion / Adverse Opinion	:	Qualified Opinion
	c	Frequency of qualification: Whether appeared first time / repetitive / since how long continuing	:	Year ended 31st March, 2017 , 31st March, 2019 and 31st March, 2020
	d	For Audit Qualification(s) where the impact is quantified by the auditor, Management's Views:	:	Not Applicable
	e	For Audit Qualification(s) where the impact is not quantified by the auditor:	:	
	i	Management's estimation on the impact of audit qualification:	:	Not ascertainable
	ii	If management is unable to estimate the impact, reasons for the same:		The Company's investment of 381,15,06,509 shares in Meenakshi Energy Limited (MEL) representing 92.75% of MEL equity shares, which were fully pledged with SBI CAP Trustee Company Limited (SBI CAP) on behalf of the lenders of MEL was invoked on 2nd May, 2018. This matter and lender interchangeability is presently pending with High Court of judicature at Hyderabad for the state of Telangana and the State of Andhra Pradesh and is sub-judice. Pursuant to initiation of Corporate Insolvency Resolution Process (CIRP) during the year in respect of Meenakshi Energy Limited (MEL), it ceases to be subsidiary of the Company. As financial statements for the interim period till the initiation of CIRP of MEL and for the previous financial year are yet to be compiled, the Company has not consolidated MEL accounts for the said period with its financials. Consequently the impact of non consolidation and gain/loss on the cessation of control over MEL is not ascertainable the same will be ascertained in future once the financials of MEL are available after finalisation..
	iii	Auditors' Comments on (i) or (ii) above:		As stated herein above, the impact with respect to above and consequential adjustments cannot be ascertained by the management and as such cannot be commented upon by us.

III Signatories

For **S S Kothari Mehta & Co.**
[FRN: 000756N]
Chartered Accountants
Neeraj Bansal
Partner
(Membership No: 095960)

Sanjeev Seth	**Amit Poddar**	**Amit Kiran Deb**
Chief Executive Officer	Chief Financial Officer	Chairman of Audit Committee

Notes on Consolidated Financial Statements for the year ended 31st March, 2020

Annexure - A

FORM AOC-1

(Pursuant to first proviso to sub-section (3) of the section 129 read with rule 5 of Companies (Accounts) Rules, 2014)

Statement containing salient features of the financial statement of the subsidiaries/associate companies/joint ventures

Part-"A" : Subsidiaries

(₹ in lakhs)

Foreign Currency in S$

Sl No	Name of subsidiary	The date since subsidiary was acquired	Reporting Currency	Share Capital	Reserves & Surplus	Total Assets	Total Liabilities	Investments	Turnover	Profit Before Taxation	Provision For Taxation	Profit After Taxation	Proposed Dividend
1	IPCL Pte. Ltd.	4th October, 2013	INR	5.94	(520.54)	2.24	516.83			(63.59)	-	(63.59)	-
			S$	12,000.00	(10,18,439.00)	4,376.00	10,10,815.00	-	-	(91,126.00)	-	(91,126.00)	-

As on 31.03.2019 1 S$= 51.13 INR

As on 31.03.2018 1 S$= 49.5967 INR

Notes: The following information shall be furnished at the end of the statement:

1. Names of Subsidiaries which are yet to commence operations.
   IPCL Pte Ltd.

2 Names of Subsidiaries which have been liquidated or sold during the year.
   None

Notes on Financial Statements for the year ended 31st March, 2020

Part-"B" : Associates & Joint Ventures

Statement pursuant to section 129(3) of the Companies Act, 2013 related to Associate Companies and Joint Ventures

Associates

NIL

Joint Venture

Sl No	Name of Joint Venture	India Uniper Power Services Private Limited	Arka Energy B.V.
1	Latest audited Balance Sheet Date	31.03.2020	31.03.2020
2	Share of Joint Venture		
	No. of shares	3525000	360
	Face Value	₹ 10	Euro 1
	Amount of Investment in Joint Venture	₹ 352.50 lakhs	₹ 0.28 lakhs
	Extent of Holding %	50%	36%
3	Description of how there is significant influence	Not Applicable	Not Applicable
4	Reason why Joint Venture is not consolidated	Consolidated	Consolidated
5	Networth attributable to Shareholding as per latest audited Balance Sheet	₹ 210.04 lakhs	Negative ₹ 12.90 lakhs
6	Loss for the year		
i	Considered in Consolidation	₹ 39.53 lakhs	₹ 0.28 lakhs
ii	Not Considered in Consolidation	Nil	₹ 13.29 lakhs

As per our report on even date
For **S.S. Kothari Mehta & Company**
Chartered Accountants
Firm Registration No. 000756N

For and on behalf of the Board

Neeraj Bansal
Partner
Membership No. 095960

Raghav Raj Kanoria
Managing Director
(DIN:07296482)

Amit Kiran Deb
Chairman
(DIN:02107792)

Place: Kolkata/New Delhi/Noida
Date: 25th June, 2020

Amit Poddar
Chief Financial Officer

Prashant Kapoor
Company Secretary

Sanjeev Seth
Chief Executive Officer

Glossary

AMI	Advanced Metering Infrastructure	kV	Kilo Volt
AMR	Automated Meter Reading	KwH	Kilowatt Hour
AT&C	Aggregate Technical & Commercial	LT	Low Tension
AWS	Amazon Web Services	MU	Million Units (equivalent to Giga Watt Hour)
BU	Billion Unit	MVA	Mega Volt-Ampere
Discom	Distribution Company	MW	Mega Watt
EBITDA	Earnings Before Interest, Taxes, Depreciation and Amortization	PLF	Plant Load Factor
FDI	Foreign Direct Investment	PPA	Power Purchase Agreement
FPI	Foreign Portfolio Investment	SAIDI	System Average Interruption Duration Index
GDP	Gross Domestic Product	SAIFI	System Average Interruption Frequency Index
GIS	Geographic Information System	SAP	Systems Applications and Products in Data Processing
GW	Giga Watt	SCADA	Supervisory Control and Data Acquisition
HT	High Tension	T&D	Transmission and Distribution
HVDC	High Voltage Direct Current Transmission	TCL	Tata Communications Limited
IoT	Internet of Things	Tn	Trillion
IEA	International Energy Agency	TWh	Tera Watt Hour
ISO	International Organization for Standardization	W	Watt

Notes

Conceptualised, designed and developed by **Valorem Advisors** www.valoremadvisors.com

INDIA POWER
Adding power to life

India Power Corporation Limited
Plot No. X1-2 & 3, Block - EP,
Sector - V, Salt Lake City,
Kolkata – 700 091
Phone: 91 33 6609 4300/08/09/10
Fax: 91 33 2357 2452
Website: www.indiapower.com
CIN: L40105WB1919PLC003263