

Date: 7th November 2023

The Secretary National Stock Exchange of India Limited Exchange Plaza, C-1, Block 'G' Bandra- Kurla Complex, Bandra (E) <u>Mumbai – 400 051</u>	The Secretary BSE Limited Phiroze Jeejeebhoy Towers Dalal Street <u>Mumbai – 400 001</u>
<u>Symbol - DOLLAR</u>	<u>Scrip Code - 541403</u>

Dear Sir / Madam,

Reg: Outcome of Board Meeting held on 7th November 2023

With further reference to our letter dated 30th October 2023, the Board of Directors of the Company at its meeting held on date i.e 7th November 2023 has, inter alia, transacted the following:

1. Reviewed and approved the Un-audited financial results (both Standalone and Consolidated) for the quarter and half year ended 30th September 2023 and the same is enclosed along with Limited Review Report as issued by the Auditors of the Company and placed before the Board pursuant to Regulation 30(6) and 33 of SEBI (Listing Obligations and Disclosure Requirements) Regulations, 2015 marked as “**Annexure- A**”,
2. Approved the re-appointment of Mr. Srikumar Bandyopadhyay (DIN 03504452) as an Independent Director of the Company, for a further period of 5 (five) years w.e.f. 10th November, 2023 upto 9th November, 2028, subject to approval of the members in the General Meeting of the Company and in accordance to the verification made by the Company and its Nomination Committee, the aforesaid Director is not debarred from holding of office of Directors, pursuant to any order of Securities Exchange Board of India.

Pursuant to SEBI Circular CIR/CFD/CMD/4/2015 dated September 9, 2015, the brief profile is enclosed herewith as “**Annexure- B**”.

LALIT LOHIA
Digitally signed
by LALIT LOHIA
Date: 2023.11.07
18:31:34 +05'30'

DOLLAR INDUSTRIES LTD.

(AN ISO 9001:2015 CERTIFIED ORGANISATION)

Regd. Office 📍 Om Tower 15th Floor 32 J. L. Nehru Road Kolkata 700071 India
☎ + 91 33 2288 4064-66 📠 +91 33 2288 4063 ✉ care@dollarglobal.in 🌐 dollarglobal.in
CIN NO. : L17299WB1993PLC058969

3. Approved postal ballot notice for seeking shareholders' approval for re-appointment of Mr. Srikumar Bandyopadhyay (DIN 03504452) as Non-Executive Independent Director of the Company.

Please note that the meeting commenced at 3.00 pm (IST) and concluded at 6:30 p.m. (IST)

This may please be informed to the members of your Stock Exchanges.

Thanking You,

Yours faithfully,

For Dollar Industries Limited

LALIT
LOHIA

Digitally signed by
LALIT LOHIA
Date: 2023.11.07
18:32:06 +05'30'

Lalit Lohia
Company Secretary and Compliance Officer

Encl: As above

DOLLAR INDUSTRIES LTD.

(AN ISO 9001:2015 CERTIFIED ORGANISATION)

Regd. Office 📍 Om Tower 15th Floor 32 J. L. Nehru Road Kolkata 700071 India
☎ + 91 33 2288 4064-66 📠 +91 33 2288 4063 ✉ care@dollarglobal.in 🌐 dollarglobal.in

CIN NO. : L17299WB1993PLC058969

Independent Auditor's Review Report on Unaudited Standalone Financial Results of the Company for three months and six months ended September 30, 2023 pursuant to the Regulation 33 of the SEBI (Listing Obligations and Disclosure Requirements) Regulations, 2015 (as amended)

Review Report to,
The Board of Directors of
Dollar Industries Limited

1. We have reviewed the accompanying Statement of Unaudited Standalone Financial Results of **M/s. Dollar Industries Limited** ("the Company") for three months and six months ended September 30, 2023 together with the notes thereon (the "Statement"). The Statement is being submitted by the Company pursuant to the requirement of Regulation 33 of the SEBI (Listing Obligations and Disclosure Requirements) Regulations, 2015, as amended (the "Regulation"), and has been initiated by us for identification purpose.
2. This Statement, which is the responsibility of the Company's Management and approved by the Company's Board of Directors in their meeting held on November 07, 2023, has been prepared in accordance with the recognition and measurement principles laid down in the Indian Accounting Standard 34 "Interim Financial Reporting" ("Ind AS 34"), prescribed under section 133, of the Companies Act, 2013 as amended read with relevant rules issued thereunder and other accounting principles generally accepted in India. Our responsibility is to issue a report on the Statement based on our review.
3. We conducted our review of the Statement in accordance with the Standard on Review Engagement (SRE) 2410 "Review of Interim Financial Information Performed by the Independent Auditor of the Entity," as specified under Section 143(10) of the Companies Act, 2013. This Standard requires that we plan and perform the review to obtain moderate assurance as to whether the Statement is free of material misstatement. A review of interim financial information consists of making inquiries, primarily of persons responsible for financial and accounting matters and applying analytical and other review procedures. A review is substantially less in scope than an audit conducted in accordance with the Standards on Auditing and consequently does not enable us to obtain assurance that we would become aware of all significant matters that might be identified in an audit. We have not performed an audit and accordingly, we do not express an audit opinion.
4. Based on our review conducted as above, nothing has come to our attention that causes us to believe that the accompanying Statement, prepared in accordance with the recognition and measurement principles laid down in the Indian Accounting Standards prescribed under Section 133 of the Companies Act, 2013, as amended read with relevant rules issued there under and other recognized accounting practices and policies, has not disclosed the information required to be disclosed in terms of the Regulation, including the manner in which it is to be disclosed, or that it contains any material misstatement.



For SINGHI & CO.
Chartered Accountants
Firm Registration No.302049E

R. Bothra

(Rahul Bothra)
Partner

Membership No. 067330
UDIN: 23069330BGT PAF6388

Place: Kolkata

Dated: November 07, 2023

(₹ in Lakhs)

Statement of Unaudited Standalone Financial Results for the three months and six months ended September 30, 2023

SN	Particulars	Three months ended			Six months ended		Year ended
		30/09/2023	30/06/2023	30/09/2022	30/09/2023	30/09/2022	31/03/2023
		(Unaudited)	(Unaudited)	(Unaudited)	(Unaudited)	(Unaudited)	(Audited)
I	Revenue from operations	41,214.29	31,891.82	34,044.00	73,106.11	70,211.02	139,380.05
II	Other income	52.92	66.43	39.22	119.35	294.36	471.87
III	Total income (I+II)	41,267.21	31,958.25	34,083.22	73,225.46	70,505.38	139,851.92
IV	Expenses						
	Cost of materials consumed	21,395.85	17,936.44	16,439.16	39,332.29	36,317.98	63,872.32
	Changes in inventories of finished goods and work-in-progress	(2,390.12)	(2,843.76)	1,398.37	(5,233.88)	(547.58)	11,901.01
	Employee benefits expense	2,237.66	2,107.97	1,850.71	4,345.63	3,703.59	7,691.15
	Finance costs	381.84	345.76	385.22	727.60	683.97	1,421.80
	Depreciation and amortization expense	425.71	416.63	434.62	842.34	859.75	1,763.50
	Sub-contract expenses	8,772.84	6,483.62	5,742.91	15,256.46	11,708.27	22,307.64
	Other expenses	7,015.86	5,729.40	5,580.97	12,745.26	12,274.82	23,752.75
	Total expenses (IV)	37,839.64	30,176.06	31,831.96	68,015.70	65,000.80	132,710.17
V	Profit from operations before exceptional items and tax (III-IV)	3,427.57	1,782.19	2,251.26	5,209.76	5,504.58	7,141.75
	Exceptional items	-	-	-	-	-	-
V	Profit before tax	3,427.57	1,782.19	2,251.26	5,209.76	5,504.58	7,141.75
VI	Tax expenses						
	(1) Current tax	941.12	513.44	473.95	1,454.56	1,498.52	1,975.77
	(2) Tax related to earlier years	-	(103.72)	-	(103.72)	(516.57)	(553.56)
	(3) Deferred tax	(68.91)	(37.10)	(18.16)	(106.01)	(59.92)	(104.28)
	Total tax expenses (1+2+3)	872.21	372.62	455.79	1,244.83	922.03	1,317.93
VII	Profit for the period (V-VI)	2,555.36	1,409.57	1,795.47	3,964.93	4,582.55	5,823.82
VIII	Other comprehensive income / (loss)						
	Items that will not be reclassified to profit or loss in subsequent periods:						
	(1) Re-measurement gain/ (losses) on defined benefit plans	44.25	21.95	0.05	66.20	24.94	87.80
	(2) Income tax on above	(11.16)	(5.50)	(0.01)	(16.66)	(6.28)	(22.10)
	Items that will be reclassified to profit or loss in subsequent periods:	-	-	-	-	-	-
	Other comprehensive income (net of tax)	33.09	16.45	0.04	49.54	18.66	65.70
IX	Total Comprehensive income for the period (VII+VIII)	2,588.45	1,426.02	1,795.51	4,014.47	4,601.21	5,889.52
X	Paid-up equity share capital (of ₹ 2/- each)	1,134.32	1,134.32	1,134.32	1,134.32	1,134.32	1,134.32
XI	Other equity	-	-	-	-	-	70,635.65
XII	Earnings per equity share (of ₹ 2/- each) (Not Annualised for the quarter)						
	(1) Basic (₹)	4.51	2.49	3.17	6.99	8.08	10.27
	(2) Diluted (₹)	4.51	2.49	3.17	6.99	8.08	10.27

Notes:

- 1) The above Un-audited Standalone Financial Results, have been reviewed by the Audit Committee and approved by the Board of Directors at their respective meetings held on November 7, 2023. The Statutory Auditors have conducted the limited review of the above unaudited standalone financial results.




DOLLAR INDUSTRIES LTD.

(AN ISO 9001:2015 CERTIFIED ORGANISATION)


Notes (Contd.):

- 2) The Un-audited Standalone Financial Results have been prepared in accordance with the recognition and measurement principles laid down in the applicable Indian Accounting Standards ("Ind AS") prescribed under section 133 of the Companies Act, 2013 read with relevant rules thereunder and in terms of Regulations 33 of the SEBI (Listing Obligations and Disclosure Requirements) Regulation 2015 ("the Regulation") as amended.
- 3) As the Company's business activity falls within a single significant primary business segment i.e. "Garment & Hosiery and related service", no separate segment information is disclosed. These, in the context of Ind AS 108 on "Operating Segments Reporting" are considered to constitute one segment and hence, the Company has not made any additional segment disclosures.
- 4) The Code on Social Security, 2020 ('Code') relating to employee benefits during employment and post-employment benefits received Presidential assent in September 2020. The Code has been published in the Gazette of India. However, the date on which the Code will come into effect has not been notified and the final rules/ interpretation have not yet been issued. The Company will assess the impact of the Code when it comes into effect and will record any related impact in the period the Code becomes effective.
- 5) The previous period figures have been regrouped wherever necessary, to conform to the current period figures.
- 6) Standalone statement of Assets and Liabilities and Standalone Cash Flow statement are Annexed herewith.

Place : Kolkata
Date : November 7, 2023



By Order of the Board of Directors
For Dollar Industries Limited



Vinod Kumar Gupta
(Managing Director)
DIN: 00877949

DOLLAR INDUSTRIES LTD.

(AN ISO 9001:2015 CERTIFIED ORGANISATION)

Regd. Office ♥ Om Tower 15th Floor 32 J. L. Nehru Road Kolkata 700071 India
☎ +91 33 2288 4064-66 📠 +91 33 2288 4063 📧 care@dollarglobal.in 🌐 dollarglobal.in
CIN NO. : L17299WB1993PLC058969

Standalone Statement of Assets and Liabilities as at September 30, 2023

Particulars	30/09/2023	31/03/2023
	Unaudited	Audited
A ASSETS		
(1) Non-current assets		
(a) Property, plant and equipment	14,153.99	8,299.84
(b) Capital work-in-progress	5,215.47	8,481.38
(c) Right of use assets	1,684.21	1,416.92
(d) Other intangible assets	6.38	6.56
(e) Intangible assets under development	293.12	293.12
(f) Investment in Subsidiary and Joint Venture	1,521.50	1,521.50
(g) Financial assets		
(i) Investments	10.00	10.00
(ii) Other financial assets	257.12	225.10
(h) Deferred tax assets (net)	333.34	243.99
(i) Non-current tax assets (net)	1,041.81	1,045.99
(j) Other Assets	1,465.54	1,633.11
Non-current assets	25,982.48	23,177.51
(2) Current assets		
(a) Inventories	40,905.38	35,235.53
(b) Financial assets		
(i) Trade receivables	44,516.03	42,831.03
(ii) Cash and cash equivalents	17.62	16.20
(iii) Bank balances other than (ii) above	5.58	6.64
(iv) Others financial assets	86.39	276.78
(c) Other current assets	8,200.95	6,383.53
Current assets	93,731.95	84,749.71
TOTAL ASSETS	119,714.43	107,927.22
B EQUITY AND LIABILITIES		
(1) Equity		
(a) Equity share capital	1,134.32	1,134.32
(b) Other equity	72,948.64	70,635.65
Total Equity	74,082.96	71,769.97
(2) LIABILITIES		
Non-Current Liabilities		
(a) Financial liabilities		
(i) Borrowings	10.27	14.38
(ii) Lease liabilities	1,292.90	1,109.26
(b) Provisions	771.33	729.07
Non-Current Liabilities	2,074.50	1,852.71
Current Liabilities		
(a) Financial liabilities		
(i) Borrowings	20,520.33	16,147.28
(ii) Lease Liabilities	355.16	257.03
(iii) Trade payables		
Total outstanding dues of micro enterprises and small enterprises	354.47	352.74
Total outstanding dues of creditors other than micro enterprises and small enterprises	16,597.04	13,333.54
(iv) Other financial liabilities	5,029.19	3,616.59
(b) Other current liabilities	355.96	591.40
(c) Provisions	6.58	5.96
(d) Current tax liabilities (net)	338.24	-
Current Liabilities	43,556.97	34,304.54
TOTAL EQUITY AND LIABILITIES	119,714.43	107,927.22

 Place : Kolkata
 Date : November 7, 2023

 By Order of the Board of Directors
 For Dollar Industries Limited

 Vinod Kumar Gupta
 (Managing Director)
 DIN: 00877949

DOLLAR INDUSTRIES LTD.

(AN ISO 9001:2015 CERTIFIED ORGANISATION)

 Regd. Office 9 Om Tower 15th Floor 32 J.L. Nehru Road Kolkata 700071 India
 +91 33 2288 4064-66 +91 33 2288 4063 care@dollarglobal.in dollarglobal.in

CIN NO. : L17299WB1993PLC058969

Standalone Statement of Cash Flow for the six months ended September 30, 2023

Particulars	For the		For the
	six - months ended		Year ended
	30/09/2023	30/09/2022	31/03/2023
	(Unaudited)	(Unaudited)	(Audited)
Cash flow from Operating Activities			
Profit before tax	5,209.76	5,504.58	7,141.75
Adjustments to reconcile profit before tax to net cash flows :			
Depreciation and amortisation	842.34	859.75	1,763.50
Provision for doubtful debts	361.00	29.84	76.92
Diminution in value of other investment	-	-	21.73
Receivables written off	31.79	37.22	111.51
Provisions and liabilities written back	(9.38)	(28.40)	(98.72)
(Profit)/Loss on sale of property, plant and equipment (net)	-	(24.73)	(26.72)
Unrealised foreign exchange fluctuations	(23.78)	(44.42)	(10.76)
Interest income	(9.08)	(37.80)	(47.27)
Provision for gratuity	120.66	110.55	234.50
Finance costs	727.60	683.97	1,421.80
Operating profit before working capital changes	7,250.91	7,090.56	10,588.24
Changes in working capital :			
(Increase)/ Decrease in trade receivables	(2,054.02)	750.36	(2,800.05)
(Increase)/ Decrease in inventories	(5,669.85)	571.70	12,285.40
(Increase)/ Decrease in loans, financial assets and other assets	(1,652.84)	(412.10)	(121.70)
Increase/ (Decrease) in trade payables	3,274.63	(4,352.79)	(3,826.39)
Increase/ (Decrease) in financial liabilities and other liabilities	290.21	374.10	663.88
Increase/ (Decrease) in provisions	(11.58)	(4.24)	(20.13)
Cash generated/ (used in) from Operating Activities	1,427.46	4,017.59	16,769.25
Income Tax paid (net of refund)	(1,008.42)	(2,264.80)	(2,818.44)
A. Net cash generated/(used in) from Operating Activities	419.04	1,752.79	13,950.81
Cash flow from Investing Activities			
Purchase of Property, plant and equipment including Capital WIP and Rights of Use	(2,180.69)	(3,002.53)	(5,527.25)
Purchase of intangible assets and intangible assets under development	(2.69)	(1.28)	(31.69)
Sale of Property, plant and equipment	0.94	49.76	82.07
Investment in Joint Venture	-	-	(200.00)
Payment towards acquisition of shares of subsidiary	-	-	(332.50)
Interest received	9.08	37.80	47.27
B. Net cash generated/(used in) Investing Activities	(2,173.36)	(2,916.25)	(5,962.10)
Cash flow from Financing Activities			
Repayments of long term borrowings including current maturities	(4.11)	(40.11)	(172.36)
(Repayments)/Proceeds from short term borrowings (net)	4,373.05	3,809.17	(4,232.94)
Payments of lease liabilities	(242.61)	(251.66)	(492.95)
Dividend paid	(1,701.48)	(1,701.48)	(1,701.48)
Interest paid	(669.11)	(646.80)	(1,393.41)
C. Net cash generated from/ (used in) Financing Activities	1,755.74	1,169.12	(7,993.14)
D. Net Increase/(Decrease) in Cash and Cash Equivalents (A+B+C)	1.42	5.66	(4.43)
Opening Cash and Cash Equivalents	16.20	20.63	20.63
Closing Cash and Cash Equivalents	17.62	26.29	16.20

The above Consolidated Statement of Cash Flow has been prepared under the 'Indirect Method' as set out in Ind AS 7, 'Statement of Cash Flows'.

Place : Kolkata
Date : November 7, 2023



By Order of the Board of Directors
For Dollar Industries Limited

Vinod Kumar Gupta
(Managing Director)
DIN: 00877949

DOLLAR INDUSTRIES LTD.

(AN ISO 9001:2015 CERTIFIED ORGANISATION)

Regd. Office 9Om Tower 15th Floor 32 J. L. Nehru Road Kolkata 700071 India
☎ +91 33 2288 4064-66 ☎ +91 33 2288 4063 ✉ care@dollarglobal.in 🌐 dollarglobal.in

CIN NO. : L17299WB1993PLC058969

Independent Auditor's Review Report on Unaudited Consolidated Financial Results of the Company for three months and six months ended September 30, 2023 pursuant to the Regulation 33 of the SEBI (Listing Obligations and Disclosure Requirements) Regulations, 2015 (as amended)

**Review Report to,
The Board of Directors of
Dollar Industries Limited**

1. We have reviewed the accompanying Statement of Unaudited Consolidated Financial Results together with notes thereon of **M/s. Dollar Industries Limited** ('the Company'), its subsidiary (the Parent Company and its subsidiary together referred to as 'the Group') and its joint venture (refer Paragraph 4 for the list of subsidiary and joint venture included in the statement) for the three months and six months ended September 30, 2023, ('the Statement') being submitted by the Parent Company pursuant to the requirement of Regulation 33 of SEBI (Listing Obligations and Disclosure Requirements) Regulations, 2015, as amended ('the Regulation'), and has been initiated by us for identification purposes.
2. This Statement which is the responsibility of the Company's Management and has been approved by the Company's Board of Directors in their meeting on November 07, 2023. The Statement has been prepared in accordance with the recognition and measurement principles laid down in Indian Accounting Standard 34 "Interim Financial Reporting" ("Ind AS-34"), prescribed under Section 133 of the Companies Act, 2013, ('the Act') as amended, read with relevant rules issued there under, other accounting principles generally accepted in India. Our responsibility is to issue a report on the Statement based on our review.
3. We conducted our review of the Statement in accordance with the Standard on Review Engagement (SRE) 2410 "Review of Interim Financial Information Performed by the Independent Auditor of the Entity," as specified under Section 143(10) of the Companies Act, 2013. This standard requires that we plan and perform the review to obtain moderate assurance as to whether the Statement is free of material misstatement. A review of interim financial information consists of making inquiries, primarily of persons responsible for financial and accounting matters and applying analytical and other review procedures. A review is substantially less in scope than an audit conducted in accordance with the Standards on Auditing and consequently does not enable us to obtain assurance that we would become aware of all significant matters that might be identified in an audit. We have not performed an audit and accordingly, we do not express an audit opinion.

We have also performed procedures in accordance with the Circular issued by the SEBI under regulations 33(8) of the SEBI (Listing Obligations and Disclosure Requirements), Regulations, 2015, as amended, to the extent applicable.

4. The Statement includes the financial results of the entity given below:

Subsidiary Company

- i) Dollar Garments Private Limited

Joint Venture

- ii) Pepe Jeans Innerfashion Private Limited



5. Based on our review conducted and procedures performed as stated in paragraph 3 above and based on the consideration of the review reports of other auditors referred to in paragraph 6 below, nothing has come to our attention that causes us to believe that the accompanying Statement, prepared in accordance with the recognition and measurement principles laid down in the Indian Accounting Standards prescribed under Section 133 of the Companies Act, 2013, as amended read with relevant rules issued there under and other recognized accounting practices and policies, has not disclosed the information required to be disclosed in terms of the Regulation including the manner in which it is to be disclosed, or that it contains any material misstatement.

Other Matter

6. The accompanying Statement includes the unaudited interim financial results and other financial information, in respect of 1 subsidiary, whose unaudited interim financial results include total revenues of Rs. 932.11 Lakhs and Rs.974.06 lakhs, total net profit after tax of Rs.181.27 lakhs and Rs.182.45 lakhs, total comprehensive income of Rs.181.27 lakhs and Rs.182.45 lakhs, for three months and six months ended September 30, 2023 respectively, as considered in the Statement which have been reviewed by their respective independent auditors.

The independent auditor's review report on interim financial information / financial results of the above entity have been furnished to us by the Management and our conclusion on the Statement, in so far as it relates to the amounts and disclosures in respect of this subsidiary is based solely on the report of such auditors and procedures performed by us as stated in paragraph 3 above.

Our conclusion on the Statement in respect of matters stated in para 6 above is not modified with respect to our reliance on the work done and the reports of the other auditors.



For SINGHI & CO.
Chartered Accountants
Firm Registration No.302049E

(Rahul Bothra)
Partner

Membership No. 067330
UDIN: 23062330 BGT PAQ 5133

Place: Kolkata

Dated: November 07, 2023

Statement of Unaudited Consolidated Financial Results for the three months and six months ended September 30, 2023

SN	Particulars	Three months ended			Six months ended		Year ended
		30/09/2023	30/06/2023	30/09/2022	30/09/2023	30/09/2022	31/03/2023
		(Unaudited)	(Unaudited)	(Unaudited)	(Unaudited)	(Unaudited)	(Audited)
I	Revenue from operations	41,252.26	32,823.93	34,044.00	74,076.19	70,211.02	139,382.93
II	Other income	52.93	66.60	39.22	119.53	294.36	474.79
III	Total income (I+II)	41,305.19	32,890.53	34,083.22	74,195.72	70,505.38	139,857.72
IV	Expenses						
	Cost of materials consumed	21,430.56	18,253.65	16,439.16	39,684.21	36,317.98	64,342.21
	Changes in inventories of finished goods and work-in-progress	(2,450.25)	(2,778.13)	1,398.37	(5,228.38)	(547.58)	11,434.81
	Employee benefits expense	2,244.13	2,113.12	1,850.71	4,357.25	3,703.59	7,693.59
	Finance costs	388.92	347.36	385.22	736.28	683.97	1,421.80
	Depreciation and amortization expense	426.96	417.86	434.62	844.82	859.75	1,763.82
	Sub contract expenses	8,815.10	6,730.73	5,742.91	15,545.83	11,708.27	22,308.17
	Other expenses	7,038.73	5,793.61	5,580.97	12,832.34	12,274.82	23,779.33
	Total expenses (IV)	37,894.15	30,878.20	31,831.96	68,772.35	65,000.80	132,743.73
V	Profit/(Loss) before share of Profit/(Loss) in Equity Accounted Investment, Exceptional Items and tax	3,411.04	2,012.33	2,251.26	5,423.37	5,504.58	7,113.99
VI	Share in Profit/(Loss) in Equity Accounted Investments (Net of Tax)	(69.16)	(77.78)	(66.84)	(146.94)	(157.26)	(551.28)
	Profit/(Loss) before Exceptional Items and tax	3,341.88	1,934.55	2,184.42	5,276.43	5,347.32	6,562.71
	Exceptional Income/(Expenses) (Net)	-	-	-	-	-	-
VII	Profit/(Loss) before tax	3,341.88	1,934.55	2,184.42	5,276.43	5,347.32	6,562.71
VIII	Tax expenses						
	(1) Current tax	923.49	562.50	473.95	1,485.99	1,498.52	1,975.77
	(2) Tax related to earlier years	-	(103.72)	-	(103.72)	(516.57)	(553.56)
	(3) Deferred tax	(68.99)	(37.29)	(18.16)	(106.28)	(59.92)	(104.12)
	Total tax expenses (1+2+3)	854.50	421.49	455.79	1,275.99	922.03	1,318.09
IX	Profit for the period (VII-VIII)	2,487.38	1,513.06	1,728.63	4,000.44	4,425.29	5,244.62
X	Other comprehensive income / (loss)						
	Items that will not be reclassified to statement of profit and loss						
	(1) Re-measurement gain/ (losses) on defined benefit plans	44.25	21.95	0.05	66.20	24.94	87.80
	(2) Income tax on above	(11.16)	(5.50)	(0.01)	(16.66)	(6.28)	(22.10)
	Items that will be reclassified to statement of profit and loss in Other comprehensive income (net of tax) (Before share of OCI in Joint Venture)	-	-	-	-	-	-
	Other comprehensive income (net of tax) (Before share of OCI in Joint Venture)	33.09	16.45	0.04	49.54	18.66	65.70
XI	Share of other comprehensive income in Joint Venture	-	-	-	-	-	3.11
XII	Other comprehensive income (net of tax) (After share of OCI in Joint Venture)	33.09	16.45	0.04	49.54	18.66	68.81
XIII	Total Comprehensive income for the period (IX+XII)	2,520.47	1,529.51	1,728.67	4,049.98	4,443.95	5,313.43
	Net Profit attributable to :						
	a) Owners of the Company	2,486.99	1,452.62	1,728.63	3,939.61	4,425.29	5,253.93
	b) Non Controlling Interest	0.39	60.44	-	60.83	-	(9.31)
	Other Comprehensive Income attributable to :						
	a) Owners of the Company	33.09	16.45	0.04	49.54	18.66	68.81
	b) Non Controlling Interest	-	-	-	-	-	-
	Total Comprehensive Income attributable to :						
	a) Owners of the Company	2,520.08	1,469.07	1,728.67	3,989.15	4,443.95	5,322.74
	b) Non Controlling Interest	0.39	60.44	-	60.83	-	(9.31)
XIV	Paid-up equity share capital (of ₹ 2/- each)	1,134.32	1,134.32	1,134.32	1,134.32	1,134.32	1,134.32
XV	Other equity	-	-	-	-	-	69,587.67
XVI	Earnings per equity share (of ₹ 2/- each) (Not Annualised for the quarter)						
	(1) Basic (₹)	4.38	2.56	3.05	6.95	7.80	9.26
	(2) Diluted (₹)	4.38	2.56	3.05	6.95	7.80	9.26


DOLLAR INDUSTRIES LTD.

(AN ISO 9001:2015 CERTIFIED ORGANISATION)

 Regd. Office Om Tower 15th Floor 32 J. L. Nehru Road Kolkata 700071 India
 ☎ +91 33 2288 4064-66 ☎ +91 33 2288 4063 ✉ care@dollarglobal.in 🌐 dollarglobal.in

CIN NO. : L17299WB1993PLC058969



Notes :


- 1) The above Un-audited Consolidated Financial Results, have been reviewed by the Audit Committee and approved by the Board of Directors at their respective meetings held on November 7, 2023. The Statutory Auditors have conducted the limited review of the above unaudited consolidated financial results.
- 2) The Consolidated Financial Results have been prepared in accordance with the recognition and measurement principles laid down in the applicable Indian Accounting Standards ("Ind AS") prescribed under section 133 of the Companies Act, 2013 read with relevant rules thereunder and in terms of Regulations 33 of the SFBI (Listing Obligations and Disclosure Requirements) Regulation 2015 ("the Regulation") as amended.
- 3) As on September 30, 2023, Dollar Industries Limited ("the Group") comprises the Parent Company i.e Dollar Industries Limited, one Subsidiary and one Joint Venture Company.
- 4) As the Group business activity falls within a single significant primary business segment i.e. "Garment & Hosiery and related service", no separate segment information is disclosed. These, in the context of Ind AS 108 on "Operating Segments Reporting" are considered to constitute one segment and hence, the Company has not made any additional segment disclosures.
- 5) The consolidated financial results for the quarter ended September 30, 2022 are not comparable with quarter ended September 30, 2023 pursuant to the acquisition of Subsidiary (M/s. Dollar Garments Private limited w.e.f 20.01.2023). Upto quarter ended December 31, 2022 the consolidated results included only the share of profit/(loss) from joint venture of the Company viz. Pepe Jeans Innerfashion Private Limited.
- 6) The Code on Social Security, 2020 ('Code') relating to employee benefits during employment and post-employment benefits received Presidential assent in September 2020. The Code has been published in the Gazette of India. However, the date on which the Code will come into effect has not been notified and the final rules/ interpretation have not yet been issued. The Group will assess the impact of the Code when it comes into effect and will record any related impact in the period the Code becomes effective.
- 7) The previous period figures have been regrouped wherever necessary, to conform to the current period figures.
- 8) Consolidated statement of Assets and Liabilities and Standalone Cash Flow statement are Annexed herewith.

Place : Kolkata

Date : November 7, 2023



By Order of the Board of Directors
For Dollar Industries Limited



Vinod Kumar Gupta
(Managing Director)
DIN: 00877949

DOLLAR INDUSTRIES LTD.

(AN ISO 9001:2015 CERTIFIED ORGANISATION)


Regd. Office Om Tower 15th Floor 32 J. L. Nehru Road Kolkata 700071 India
+ 91 33 2288 4064-66 +91 33 2288 4063 care@dollarglobal.in dollarglobal.in
CIN NO. : L17299WB1993PLC058969

Consolidated Statement of Assets and Liabilities as at September 30, 2023

Particulars	30/09/2023	As at 31-03-2023
	Unaudited	Audited
A ASSETS		
(1) Non-current assets		
(a) Property, plant and equipment	14,170.50	8,318.70
(b) Capital work-in-progress	5,215.47	8,481.38
(c) Right of use assets	1,684.21	1,416.92
(d) Other intangible assets	6.38	6.56
(e) Goodwill on consolidation	4.33	4.33
(f) Intangible assets under development	293.12	293.12
(g) Investment in Joint Venture	12.69	159.63
(h) Financial assets		
(i) Investments	10.00	10.00
(ii) Other financial assets	257.12	225.10
(i) Deferred tax assets (net)	333.45	243.83
(j) Non-current tax assets (net)	1,042.26	1,046.44
(k) Other Assets	1,465.54	1,635.11
Non-current assets	24,495.07	21,839.12
(2) Current assets		
(a) Inventories	41,581.54	35,760.62
(b) Financial assets		
(i) Trade receivables	44,976.09	42,834.43
(ii) Cash and cash equivalents	25.76	17.27
(iii) Bank balances other than (ii) above	5.58	123.42
(iv) Others financial assets	86.39	276.78
(c) Other current assets	8,338.09	6,495.88
Current assets	95,013.45	85,508.40
TOTAL ASSETS	119,508.52	107,347.52
B EQUITY AND LIABILITIES		
(1) Equity		
(a) Equity share capital	1,134.32	1,134.32
(b) Other equity	71,875.34	69,587.67
Equity attributable of Owners of the Company	73,009.66	70,721.99
Non-Controlling Interest	215.63	154.80
Total Equity	73,225.29	70,876.79
(2) LIABILITIES		
Non-Current Liabilities		
(a) Financial liabilities		
(i) Borrowings	10.27	14.38
(ii) Lease liabilities	1,292.90	1,109.26
(b) Provisions	771.33	729.07
Non-Current Liabilities	2,074.50	1,852.71
Current Liabilities		
(a) Financial liabilities		
(i) Borrowings	20,980.31	16,147.28
(ii) Lease Liabilities	355.16	257.03
(iii) Trade payables		
Total outstanding dues of micro enterprises and small enterprises	354.47	352.74
Total outstanding dues of creditors other than micro enterprises and small enterprises	16,751.26	13,400.79
(iv) Other financial liabilities	5,029.90	3,622.79
(b) Other current liabilities	381.58	831.43
(c) Provisions	6.58	5.96
(d) Current tax liabilities (net)	349.47	-
Current Liabilities	44,208.73	34,618.02
TOTAL EQUITY AND LIABILITIES	119,508.52	107,347.52

 Place : Kolkata
 Date : November 7, 2023

 By Order of the Board of Directors
 For Dollar Industries Limited


 Vinod Kumar Gupta
 (Managing Director)
 DIN: 00877949

DOLLAR INDUSTRIES LTD.

(AN ISO 9001:2015 CERTIFIED ORGANISATION)


 Regd. Office Om Tower 15th Floor 32 J. L. Nehru Road Kolkata 700071 India
 +91 33 2288 4064-66 +91 33 2288 4063 care@dollarglobal.in @dollarglobal.in
 CIN NO. : L17299WB1993PLC058969

Consolidated Statement of Cash Flow for the year ended September 30, 2023

Particulars	For the		For the
	six - months ended		Year ended
	30/09/2023	30/09/2022	31/03/2023
	(Unaudited)	(Unaudited)	(Audited)
Cash flow from Operating Activities			
Profit before tax	5,276.43	5,347.32	6,562.71
Adjustments to reconcile profit before tax to net cash flows :			
Depreciation and amortisation	844.82	859.75	1,763.82
Provision for doubtful debts	361.00	29.84	76.92
Diminution in value of other investment	-	-	21.73
Receivables written off	31.79	37.22	111.51
Provisions and liabilities written back	(9.56)	(28.40)	(98.72)
(Profit)/Loss on sale of property, plant and equipment (net)	-	(24.73)	(26.72)
Unrealised foreign exchange fluctuations	(23.78)	(44.42)	(10.76)
Interest income	(9.08)	(37.80)	(50.18)
Provision for gratuity	120.66	110.55	234.50
Finance costs	736.28	683.97	1,421.80
Share of loss of Joint venture	146.94	157.26	551.28
Operating profit before working capital changes	7,475.50	7,090.56	10,557.89
Changes in working capital :			
(Increase)/ Decrease in trade receivables	(2,514.85)	750.36	(2,803.46)
(Increase)/ Decrease in inventories	(5,820.91)	571.70	11,760.31
(Increase)/ Decrease in loans, financial assets and other assets	(1,677.65)	(412.10)	(219.49)
Increase/ (Decrease) in trade payables	3,365.95	(4,352.79)	(3,759.12)
Increase/ (Decrease) in financial liabilities and other liabilities	70.32	374.10	897.53
Increase/ (Decrease) in provisions	(11.58)	(4.24)	(20.13)
Cash generated/ (used in) from Operating Activities	886.78	4,017.59	16,413.53
Income Tax paid (net of refund)	(1,028.62)	(2,264.80)	(2,818.89)
A. Net cash generated/(used in) from Operating Activities	(141.84)	1,752.79	13,594.64
Cash flow from Investing Activities			
Purchase of Property, plant and equipment including Capital WIP and Rights of Use	(2,180.82)	(3,002.53)	(5,540.36)
Purchase of intangible assets and intangible assets under development	(2.69)	(1.28)	(31.69)
Sale of Property, plant and equipment	0.94	49.76	82.07
Investment in Joint Venture	-	-	(200.00)
Payment towards acquisition of shares of subsidiary	-	-	(0.20)
Investment in / (Redemption of) Fixed Deposit	116.78	-	(116.78)
Interest received	9.08	37.80	48.62
B. Net cash generated/(used in) Investing Activities	(2,056.71)	(2,916.25)	(5,758.34)
Cash flow from Financing Activities			
Proceeds from issue of Share Capital to Non Controlling Interest	-	-	166.70
Repayments of long term borrowings including current maturities	(4.11)	(40.11)	(172.36)
(Repayments of)/Proceeds from short term borrowings (net)	4,833.03	3,809.17	(4,258.94)
Payments of lease liabilities	(242.61)	(251.66)	(492.95)
Dividend paid	(1,701.48)	(1,701.48)	(1,701.48)
Interest paid	(677.79)	(646.80)	(1,393.41)
C. Net cash generated from/ (used in) Financing Activities	2,207.04	1,169.12	(7,852.44)
D. Net Increase/(Decrease) in Cash and Cash Equivalents (A+B+C)	8.49	5.66	(16.14)
Opening Cash and Cash Equivalents	17.27	20.63	20.63
Add: Cash and Cash Equivalents on acquisition of subsidiary	-	-	12.78
Closing Cash and Cash Equivalents	25.76	26.29	17.27

The above Consolidated Statement of Cash Flow has been prepared under the 'Indirect Method' as set out in Ind AS 7, 'Statement of Cash Flows'.

Place : Kolkata
Date : November 7, 2023



By Order of the Board of Directors
For Dollar Industries Limited

Vinod Kumar Gupta
(Managing Director)
DIN: 00877949

DOLLAR INDUSTRIES LTD.

(AN ISO 9001:2015 CERTIFIED ORGANISATION)

Regd. Office 00m Tower 15th Floor 32 J. L. Nehru Road Kolkata 700071 India
☎ +91 33 2288 4064-66 ☎ +91 33 2288 4063 ✉ care@dollarglobal.in 🌐 dollarglobal.in
CIN NO. : L17299WB1993PLC058969