Date: August 9, 2016

To The General Manager **National Stock Exchange of India Limited** Corporate Communication Department Exchange Plaza, Bandra Kurla Complex Bandra (E), Mumbai – 400 051	To The General Manager **BSE Limited** Dept. of Corporate Services Phiroze Jeejeebhoy Towers Dalal Street, Mumbai – 400 001

Dear Sir / Madam,

Sub.:Disclosure under Reg. 30 of SEBI (Listing Obligations and Disclosure Requirements) Regulations, 2015

Ref.: Symbol: UJAAS; Scrip Code: 533644

Pursuant to Regulation 30 of SEBI (Listing Obligations and Disclosure Requirements) Regulations, 2015. We would like to inform you that, Our Company has sent an earning presentation to its investors based on the financial results posted for quarter ended June 30, 2016. The presentation attached herewith is also uploaded on the company's website.

Kindly take the same on record and acknowledge the receipt.

Thanking You,
For UJAAS ENERGY LIMITED
For Ujaas Energy Limited

Company Secretary
Shilpi Singh
Company Secretary & Compliance Officer
Membership No. A35225

Encl.: Earning Presentation to Investors

Ujaas Energy Ltd.
Q1/FY17
Earnings Presentation

Executive Summary

Company Overview

- Ujaas Energy Ltd (UEL), founded Mr. Shyam Sunder Mundra, is run today along with his two sons, Mr. Vikalp Mundra and Mr. Anurag Mundra.
- Manufacturing transformers for more than 30 years, the company diversified into the generation of solar energy and a solar power turn-key project called 'UJAAS' since 2010.
- UEL was listed on both BSE and NSE in October 2011.
- Company's market capitalization as on 30th June 2016 was approximately INR 5,160 Mn.

Business Mix

UJAAS

- 'UJAAS' is UEL's flagship brand for one stop comprehensive solar turn-key projects to any potential Solar Power Producer.

Solar Power Generation

- UEL also has a 15.4 MW solar power plant on its own books.
- The Company sells this power to commercial properties in Madhya Pradesh.

Transformer Business

- Primarily engaged in manufacture of transformers up to 25MVA capacity at 132 KV class and automatic voltage controllers.

Markets

- **UJAAS –** UEL has setup more than 150 MW of Solar Power plants for several corporate and Individual clients like KRBL, SRS, Friends Group, Rockwell, Avon cycles, NALCO, SECI etc.
- **Solar Power Generation -** UEL sells its solar power to commercial consumers like hotels, malls, industries across Madhya Pradesh.
- **Transformers –** UEL was primarily engaged in Transformer business, supplies various types of transformers to clients across public sector companies such as Coal India, BHEL and also private sector companies.

Financials

- **Total Income** in FY16 reported at INR 2,795 Mn.
- **EBITDA** in FY16 reported at INR 649 Mn; **EBITDA Margins** reported at 23.22%
- **Net Profit** in FY16 reported at INR 208 Mn; **PAT Margins** reported at 7.44%

Key Financial Highlights

Q1-FY17 Financial Performance:

- **Total Income*** reported at INR 954 Mn; Growth of 682.0% YoY
- **EBITDA** of INR 171 Mn; Growth of 61.3% YoY
- **EBITDA Margin** at 17.92%;
- **Net Profit** of INR 72 Mn; Growth of 414.3% YoY
- **PAT Margin** at 7.55%;
- **Diluted EPS** reported at INR 0.36 per equity share

Contd….

*includes other income

Key Operational & Regulatory Highlights

Operational Highlights:

- Received an order for "Designing, Engineering, Procurement & Supply, Construction & Erection, Testing & Commissioning and Comprehensive Operation & Maintenance for 10 years of 3MW (AC) Solar PV Power Plant on Turnkey Basis" at Aligarh Muslim University, Uttar Pradesh, at a price of INR 20.6 crore.

- CARE has assigned "SP-1 A" in Solar Energy Grading {for System Integrator (PV)} of the Company under the Ministry of New and Renewal Energy (MRE) scheme for accreditation of Channel Partners. 'SP-1A' grading indicates 'Highest' performance capability and 'Highest' financial strength.

Regulatory Updates:

- APTEL has stated that *"there is no justification for the State Commission for imposing such meager penalty of Rs.25,000/-. Such meager penalty will defeat the object behind RPO obligation and REC mechanism. Imposition of such meager penalty may become a precedent and that may not be in the interest of stated object of promotion of generation of electricity from renewable energy sources."*

- Uttarakhand Electricity Regulatory Commission has denied the Uttarakhand Power Corporation Limited carry forward of RPO and directed them to meet it either through purchase of energy from renewable sources or through purchase of RECs equivalent by March, 2017.

Quarterly Financial Performance

Particulars (INR Mn)	Q1FY17	Q1FY16	Y-o-Y	Q4FY16	Q-o-Q
Total Income *	**954**	**122**	*682.0%*	**1,680**	*(43.2)%*
Operating Expenses	783	16	*4,793.8%*	1,370	*(42.8)%*
EBITDA	**171**	**106**	*61.3%*	**310**	*(44.8)%*
EBITDA Margin (%)	***17.92%***	***86.89%***	*(6,897) bps*	***18.45%***	*(53) bps*
Finance Cost	43	35	*22.9%*	54	*(20.4)%*
Depreciation	20	20	*0.0%*	20	*0.0%*
Profit Before Tax	**108**	**51**	*111.8%*	**236**	*(54.2)%*
Tax Expenses	36	37	*(2.7)%*	97	*(62.9)%*
Profit After Tax	**72**	**14**	*414.3%*	**139**	*(48.2)%*
PAT Margin (%)	***7.55%***	***11.48%***	*(393) bps*	***8.27%***	*(72) bps*
Diluted EPS(INR)	0.36	0.07	*414.3%*	0.69	*(47.8)%*

*includes other income

Quarterly Performance - Segmental

Net Revenue (INR mn)

UJAAS

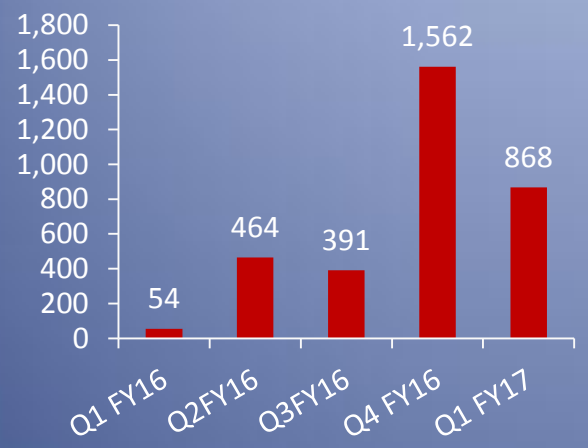

Solar Power Plant Operation

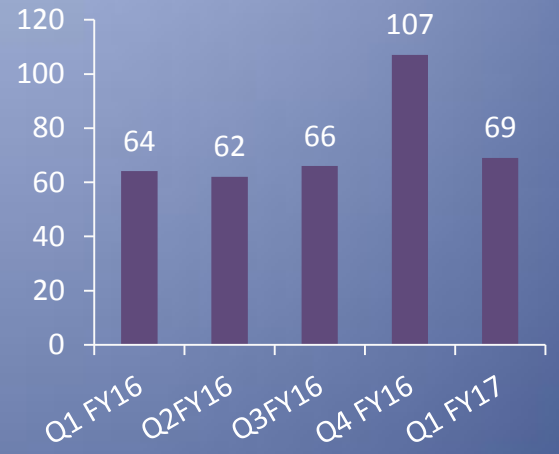

EBIT (INR mn)

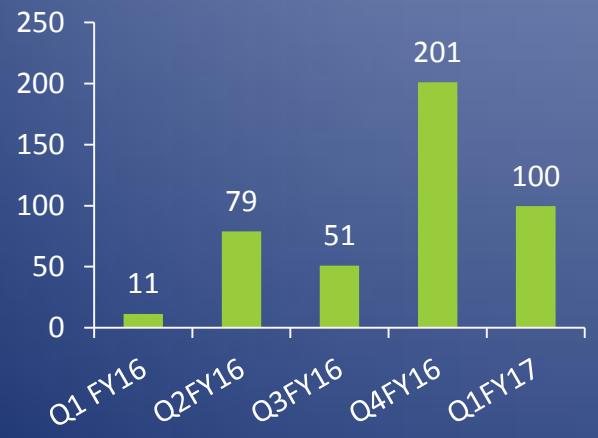

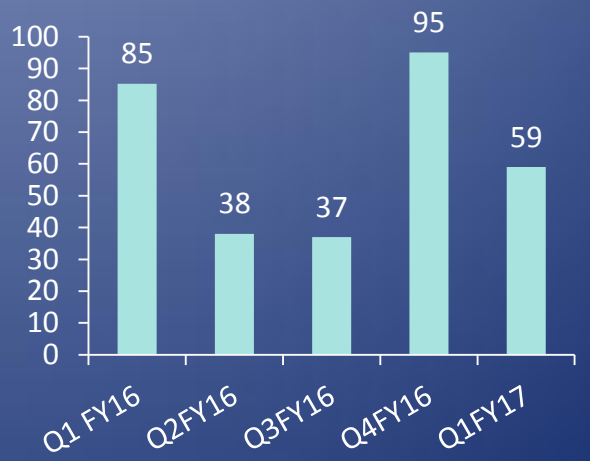

Historical Standalone Income Statement

Particulars (INR Mn)	FY12	FY13	FY14	FY15	FY16
Total Income *	**370**	**2,480**	**5,332**	**1,133**	**2,795**
Operating Expenses	336	1,972	4,330	688	2,146
EBITDA	**34**	**508**	**1,002**	**445**	**649**
EBITDA Margin (%)	***9.2%***	***20.5%***	***18.8%***	***39.3%***	***23.22%***
Finance Cost	10	50	102	180	155
Depreciation	4	19	47	81	80
Profit Before Tax	**20**	**439**	**853**	**184**	**414**
Taxation	11	169	479	67	205
Profit After Tax	**9**	**270**	**374**	**117**	**209**
PAT Margin (%)	***2.4%***	***10.9%***	***7.0%***	***10.3%***	***7.48%***
Diluted EPS (INR)	0.05	1.35	1.87	0.59	1.04

*includes other income

Standalone Balance Sheet

	Particulars (INR Mn)	FY14	FY15	FY16
A	**EQUITIES & LIABILITIES**			
Part-1	**Shareholder Funds**			
	(a) Share Capital – Equity	200	200	200
	(b) Reserves & Surplus	1,428	1,533	1,724
Total - Shareholder Funds		**1,628**	**1,733**	**1,924**
Part-2	**Non-Current Liabilities**			
	(a) Long term Borrowings	1,112	994	889
	(b) Long term Provisions	1	1	3
	(d) Deferred Tax Liability	379	407	524
Total - Non – Current Liabilities		**1,492**	**1,402**	**1,416**
Part-3	**Current Liabilities**			
	(a) Short-Term Borrowings	92	1	43
	(b) Trade Payables	1,431	344	1,249
	(c) Other Current Liabilities	142	138	260
	(d) Short-term provisions	181	16	26
Total – Current Liabilities		**1,846**	**499**	**1,578**
A	**GRAND TOTAL**	**4,966**	**3,634**	**4,918**

	Particulars (INR Mn)	FY14	FY15	FY16
B	**ASSETS**			
Part -1	**Non-Current Assets**			
	Fixed Assets			
	(a) Tangible Assets	1,904	1,828	1,759
	(b) Intangible Assets	3	2	2
	(c) Capital Work-in-Progress	-	NA	1
	(d) Intangible Assets under development	0	NA	0
	(e) Long Term Loans & Adv.& other current assets	29	41	65
Total - Non – Current Assets		**1,936**	**1,871**	**1,827**
Part-2	Current Assets			
	(a) Inventories	423	637	819
	(b) Trade Receivables	1,770	824	1,173
	(c) Cash and Bank Balances	654	160	685
	(d) Current Investments*	10	20	262
	(e) Short-term loans and advances	168	121	143
	(f) Other current assets	5	1	9
Total – Current Assets		**3,030**	**1,763**	**3,091**
B	**GRAND TOTAL**	**4,966**	**3,634**	**4,918**

* Includes investments in liquid mutual funds, Effective cash – 947 Mn

Financial Performance

Total Income (INR Mn)*

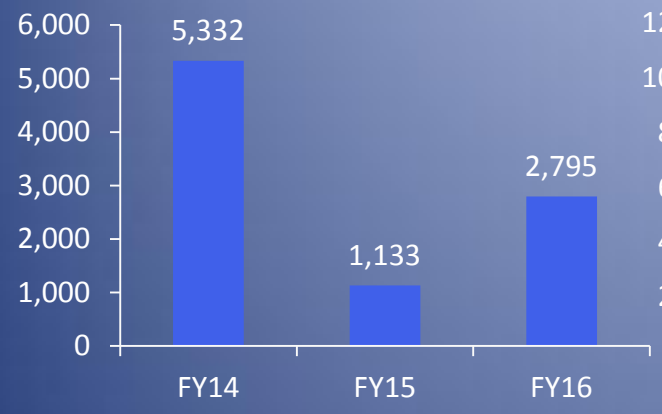

EBITDA (INR Mn)

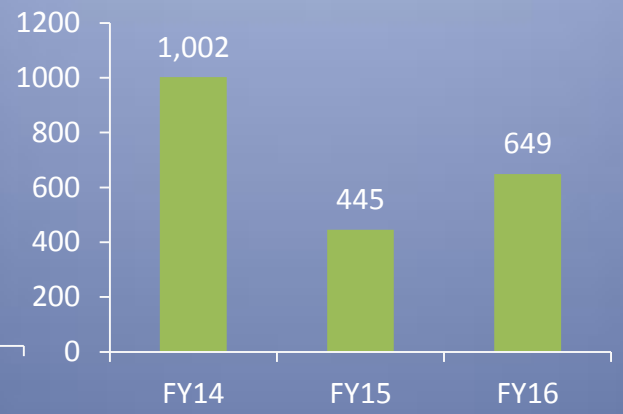

PAT (INR Mn)

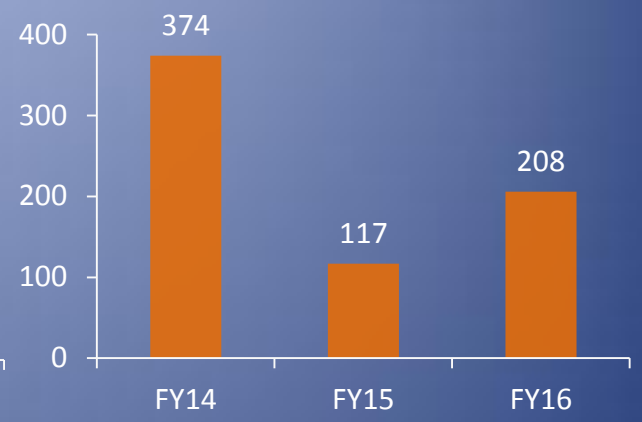

ROE & RoCE (%)

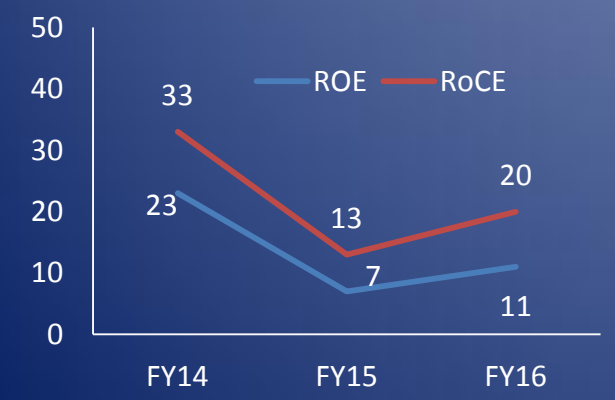

Net Debt Equity (x)

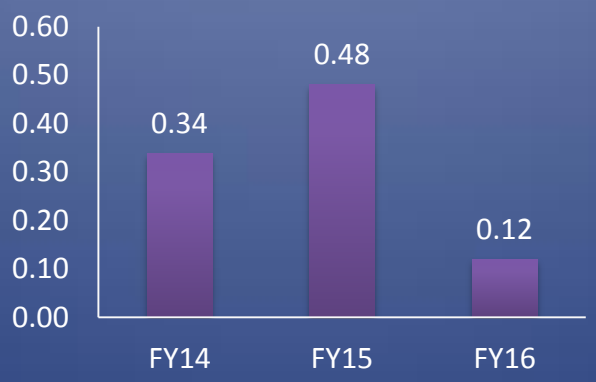

Book Value per Share (INR)

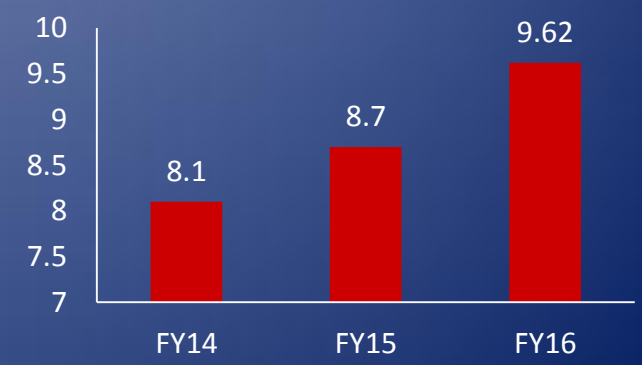

*includes other income

Disclaimer

Ujaas Energy Ltd. Disclaimer:

No representation or warranty, express or implied, is made as to, and no reliance should be placed on, the fairness, accuracy, completeness or correctness of the information or opinions contained in this presentation. Such information and opinions are in all events not current after the date of this presentation. Certain statements made in this presentation may not be based on historical information or facts and may be "forward looking statements" based on the currently held beliefs and assumptions of the management of Ujaas Energy Ltd. ("Company" or "Ujaas Energy Ltd"), which are expressed in good faith and in their opinion reasonable, including those relating to the Company's general business plans and strategy, its future financial condition and growth prospects and future developments in its industry and its competitive and regulatory environment.

Forward-looking statements involve known and unknown risks, uncertainties and other factors, which may cause the actual results, financial condition, performance or achievements of the Company or industry results to differ materially from the results, financial condition, performance or achievements expressed or implied by such forward-looking statements, including future changes or developments in the Company's business, its competitive environment and political, economic, legal and social conditions. Further, past performance is not necessarily indicative of future results. Given these risks, uncertainties and other factors, viewers of this presentation are cautioned not to place undue reliance on these forward-looking statements. The Company disclaims any obligation to update these forward-looking statements to reflect future events or developments.

This presentation is for general information purposes only, without regard to any specific objectives, financial situations or informational needs of any particular person. This presentation does not constitute an offer or invitation to purchase or subscribe for any securities in any jurisdiction, including the United States. No part of it should form the basis of or be relied upon in connection with any investment decision or any contract or commitment to purchase or subscribe for any securities. None of our securities may be offered or sold in the United States, without registration under the U.S. Securities Act of 1933, as amended, or pursuant to an exemption from registration there from.

This presentation is confidential and may not be copied or disseminated, in whole or in part, and in any manner.

Valorem Advisors Disclaimer:

Valorem Advisors is an Independent Investor Relations Management Service company. This Presentation has been prepared by Valorem Advisors based on information and data which the Company considers reliable, but Valorem Advisors and the Company makes no representation or warranty, express or implied, whatsoever, and no reliance shall be placed on, the truth, accuracy, completeness, fairness and reasonableness of the contents of this Presentation. This Presentation may not be all inclusive and may not contain all of the information that you may consider material. Any liability in respect of the contents of, or any omission from, this Presentation is expressly excluded. Valorem Advisors also hereby certifies that the directors or employees of Valorem Advisors do not own any stock in personal or company capacity of the Company under review.

VALOREM ADVISORS

For further details please contact our Investor Relations Representatives:
VALOREM ADVISORS
Anuj Sonpal
Tel: +91-22-3006-7521/22
Email: ujaas@valoremadvisors.com

ujaas own your sun

UJAAS ENERGY LIMITED
Email: info@ujaas.com