



**November 14, 2025**

The Corporate Relationship Department  
BSE Limited,  
P.J. Towers, Dalal Street,  
Mumbai- 400001  
**Scrip Code: 500089**

The Calcutta Stock Exchange Ltd.  
71 Lyons Range,  
Kolkata- 700001  
**Scrip Code: 10013217**

National Stock Exchange of India Limited,  
Exchange Plaza, 5th Floor, Plot No. C/1, G Block,  
Bandra Kurla Complex,  
Bandra (E), Mumbai – 400051  
**Scrip Code: DICIND**

**Subject: Newspaper Advertisement for publication of Financial Results for the quarter and nine months ended September 30, 2025**

**Ref: Regulation 47 of SEBI (Listing Obligations and Disclosure Requirements) Regulations, 2015**

Dear Madam/Sir,

Please find enclosed herewith copies of the Newspaper Advertisement published by the Company in the Newspapers i.e., Business Standard (English Language) and Aajkaal (Regional Language) on November 14, 2025, regarding publication of Financial Results of the Company for quarter and nine months ended September 30, 2025.

This is for your kind information and records.

Thanking You,  
Yours Faithfully,

For and on behalf of:  
**DIC India Limited**

**Meghna Saini**  
**Company Secretary & Compliance Officer**  
**Membership No. A-42587**

**DIC INDIA LIMITED**

Fusion square, 5th Floor, Plot no. 5A & 5B, Sector-126, Noida – 201303

Tel: +91-120-6361414 | Fax: +91-120-6361443

GSTIN: 09AABCC0703C1ZF

CIN No. L24223WB1947PLC015202

Website: [www.dic.co.in](http://www.dic.co.in) | Email id: investors@dic.co.in

Registered office: UB 03, Mani Tower, 31/41, Binova Bhawe Road,  
Behala, Kolkata-700038

**BHARAT WIRE ROPES LIMITED**  
 Corporate Identity Number: L2709WY1000130448  
 Regd. Office: Plot No. 4 MIDC, Chalgion, Industrial Area, Village-Khadi, Taluka-Chalgion, District-Jalgaon-424 101, Maharashtra, India. Tel: +91-02585-211000. Corporate Office add: 10th Floor, Times Tower, Kamla City, Senapati Bapat Marg, Lower Post, Mumbai, Maharashtra, India, 400013. Maharashtra, India. Tel: +91-22-66926000.  
 Fax: +91-22-66926056. Website: www.bharatwirores.com • E-mail: investor@bharatwirores.com

**EXTRACT OF FINANCIAL RESULTS FOR THE HALF YEAR ENDED 30TH SEPTEMBER, 2025** (Rs. in Lakhs)

Particulars	Quarter Ended		Half Year Ended		Year Ended	
	30.09.2025	30.06.2025	30.09.2024	30.09.2024	30.09.2024	30.09.2024
	(Unaudited)	(Unaudited)	(Unaudited)	(Unaudited)	(Audited)	(Audited)
Total Income from Operations (Net)	16,477.62	14,180.81	15,237.02	30,658.43	28,611.23	62,019.90
Net Profit / (Loss) for the period (Before Tax, Exceptional and/or Extraordinary Items)	2,991.94	2,069.30	2,552.81	5,061.24	4,985.72	9,782.33
Net Profit / (Loss) for the period before Tax (after Exceptional and/or Extraordinary Items)	2,991.94	2,069.30	2,552.81	5,061.24	4,985.72	9,782.33
Net Profit / (Loss) for the period (after Tax and Other Comprehensive Income (after tax))	2,213.83	1,580.50	1,885.55	3,774.33	3,690.66	7,244.01
Total Comprehensive Income for the period (Comprising Profit / (Loss) for the period (after Tax) and Other Comprehensive Income (after tax))	2,213.83	1,580.50	1,885.55	3,774.33	3,690.66	7,225.36
Equity Share Capital	6,658.46	6,658.46	6,644.89	6,658.46	6,636.29	6,644.89
Other Equity	-	-	-	-	-	-
Earnings per share (of face value of Rs. 10/- per share) (Not Annualised)	3.23	2.28	2.77	5.51	5.41	10.60
Basic	3.23	2.28	2.77	5.51	5.41	10.60
Diluted	-	-	-	-	-	-

**Notes:**  
 1. The above Financial results for the quarter and half year ended 30th September, 2025 were reviewed by the Audit Committee and the President approved by the Board of Directors at its meeting held on 12th November, 2025. This financial results has been prepared in accordance with Companies (Indian Accounting Standards) Rules, 2015 (IND AS) prescribed under Section 133 of the Companies Act, 2013 and other recognised accounting practices to the extent applicable.  
 2. The Company is principally engaged in single segment viz. Manufacturing of Wire & Ropes based on nature of products, risks, return and material business reporting system.  
 3. Previous Year period figures have been regrouped / reclassified wherever necessary.

For and on behalf of the Board of Directors  
  
 Sd/-  
 Murarilal Mittal  
 Managing Director  
 DIN: 00010680


Place: Mumbai  
 Date: 12th November, 2025

**NIBE LIMITED**  
 CIN: L34100NP2005PLC205813  
 Registered Office: Plot No. E-22, Phase III MIDC Industrial Area, Nanekarwadi CT, Taluka - Khad, Pune, Chakan - 410501, Maharashtra, India.  
 Tele No. : 0215-637999, Email ID : cs@nibelimited.com, Website : www.nibelimited.com

**STATEMENT OF UNAUDITED FINANCIAL RESULTS (STANDALONE AND CONSOLIDATED) FOR THE QUARTER AND HALF YEAR ENDED SEPTEMBER 30, 2025**  
 (Rupees in Lakhs, except for EPS)

Sr. No.	Particulars	Standalone			Consolidated		
		Quarter Ended	Half Year Ended	Year Ended	Quarter Ended	Half Year Ended	Year Ended
		30.09.2025	30.09.2024	30.09.2024	30.09.2025	30.09.2024	30.09.2024
		(Unaudited)	(Unaudited)	(Unaudited)	(Unaudited)	(Unaudited)	(Audited)
1	Total Income from Operations	6,259.01	8,119.01	12,722.00	14,378.02	23,650.39	48,146.72
2	Net Profit / (Loss) for the period (before Tax, Exceptional and/or Extraordinary Items)	(735.65)	537.87	1,263.79	(197.98)	2,353.05	3,760.98
3	Net Profit / (Loss) for the period before tax (after Exceptional and/or Extraordinary Items)	(735.65)	537.87	1,263.79	(197.98)	2,353.05	3,760.98
4	Net Profit / (Loss) for the period after tax (after Exceptional and/or Extraordinary Items)	(492.75)	389.03	940.13	(103.72)	1,726.22	2,696.62
5	Total Comprehensive Income for the period (Comprising Profit / (Loss) for the period (after tax) and Other Comprehensive Income (after tax))	(499.48)	389.03	940.92	(110.45)	1,727.72	2,702.07
6	Equity Share Capital	1,450.13	1,450.13	1,429.66	1,450.13	1,429.66	1,450.13
7	Reserves (excluding Revaluation Reserve) as shown in the Audited Balance Sheet of the previous year	-	-	-	-	21,064.97	-
8	Earnings Per Share (of Rs. 10/- each) (for continuing and discontinued operations) -						
1.	Basic	(3.44)	2.69	6.80	(0.76)	12.81	19.42
2.	Diluted	(3.44)	2.69	6.80	(0.76)	12.81	19.12

**Notes:**  
 1. The above Un-Audited Financial Results for the quarter and half year ended September 30, 2025 were reviewed by the Audit Committee and then approved by the Board of Directors at their respective Meeting held on Wednesday, November 12, 2025.  
 2. The above is an extract of the detailed format of the Un-Audited (Standalone and Consolidated) financial results for the quarter and half year ended September 30, 2025 filed with the Stock Exchange under Regulation 33 of SEBI (Listing Obligations and Disclosure Requirements) Regulation 2015. The full format of the Un-Audited (Standalone and Consolidated) financial results for the quarter and half year ended September 30, 2025 are available on the Stock Exchange website i.e. www.bseindia.com and www.nseindia.com and Company's website at www.nibelimited.com or can be accessed by scanning QR Code.

For and on behalf of the Board of Directors  
  
 Sd/-  
 Ganesh Ramesh Nibe  
 Chairman & Managing Director  
 DIN: 02932622


Place: Pune  
 Date: November 12, 2025

**Cohance**  
**COHANCE LIFE SCIENCES LIMITED**  
 (formerly known as Sufen Pharmaceuticals Limited)  
 Regd. Off: 215 Atrium, C Wing, 8th Floor, B19-821, Andheri Kurla Road, Chakala, Andheri East, Chakala Midc, Mumbai, Maharashtra, India, 400093 CIN: L24299MH2018PLC422236  
 Tel: 91 40 2354 9414/ 3311/ 3315 email: investorservices@sufenpharm.com website: www.sufenpharm.com

**STATEMENT OF UNAUDITED STANDALONE AND CONSOLIDATED FINANCIAL RESULTS FOR QUARTER AND HALF-YEAR ENDED SEPTEMBER 30, 2025**  
 (₹ in Crores)

Sl No.	Particulars	STANDALONE				CONSOLIDATED			
		Quarter ended	Quarter ended	Half Year ended	Year ended	Quarter ended	Quarter ended	Half Year ended	Year ended
		30-Sep-25	30-Sep-24	30-Sep-25	31-Mar-25	30-Sep-25	30-Sep-24	30-Sep-25	31-Mar-25
		Unaudited	Unaudited	Unaudited	Audited	Unaudited	Unaudited	Unaudited	Audited
1	Total income from operations	497.79	594.43	981.37	2504.43	555.57	603.77	1104.88	2608.50
2	Net profit for the period (before tax, exceptional and/or extraordinary items)	120.72	175.30	199.86	665.84	83.77	174.16	154.63	658.41
3	Net profit for the period before tax (after exceptional and/or extraordinary items)	120.72	175.30	191.74	650.06	83.77	174.16	146.53	642.63
4	Net profit for the period After tax (after exceptional and/or extraordinary items)	94.29	139.10	146.86	491.18	66.39	138.24	112.79	484.24
5	Total comprehensive income for the period (comprising profit for the period (after tax) and other comprehensive income (after tax))	87.79	139.14	140.44	491.51	72.39	138.05	118.73	497.14
6	Equity share capital	38.26	25.46	38.26	25.46	38.26	25.46	38.26	25.46
7	Other Equity (Excluding Revaluation Reserve) as shown in the audited balance sheet	-	-	-	4242.31	-	-	-	3623.36
8	Earning Per Share (EPS)- (Face value of Rs. 1/- each)								
1.	Basic	2.46	3.65	3.84	12.89	1.94	3.63	3.22	12.79
2.	Diluted	2.46	3.62	3.83	12.80	1.93	3.61	3.20	12.68

**Notes:**  
 1) The above is an extract of the detailed format of Quarterly/ Annual Financial Results filed with the Stock Exchanges under Regulation 33 of the SEBI (Listing and Other Disclosure Requirements) Regulations, 2015. The full format of the Quarterly/Annual Financial Results are available on the websites of the stock exchanges (www.bseindia.com and www.nseindia.com) and company's website www.sufenpharm.com.

For and on behalf of the Board  
  
 COHANCE LIFE SCIENCES LIMITED  
 (formerly known as Sufen Pharmaceuticals Limited)  
 Himanshu Agarwal  
 Whole-time Director & Chief Financial Officer  
 DIN: 06672915


Place: Mumbai  
 Date: 12 November 2025

**DIC INDIA LIMITED**  
 CIN - L24223WB1947PLC015202  
 Registered Office : UB 03, Mani Tower  
 51/1 Binawa Bhawe Road, Bhatla, Kolkata- 700038  
 Email id: investors@dic.co.in • Website: www.dic.co.in

**STATEMENT OF UNAUDITED FINANCIAL RESULTS FOR THE QUARTER AND NINE MONTHS ENDED ON SEPTEMBER 30, 2025**  
 (Rs. in lakhs except per share data)

Particulars	Quarter ended	Preceding quarter ended	Corresponding quarter ended	Nine months ended	Corresponding nine months ended	Year ended
	September 30, 2025	June 30, 2025	September 30, 2024	September 30, 2025	September 30, 2024	December 31, 2024
	(Unaudited)	(Unaudited)	(Unaudited)	(Unaudited)	(Unaudited)	(Audited)
Total income from operations (net)	22,316.99	22,647.98	22,100.96	65,985.78	66,231.25	88,152.89
Net Profit / (Loss) for the period (before Tax, Exceptional and/or Extraordinary Items)	793.28	599.28	372.74	1,744.71	1,652.30	2,515.06
Net Profit / (Loss) for the period before tax (after Exceptional and/or Extraordinary Items)	793.28	599.28	372.74	1,744.71	1,657.67	2,589.58
Net Profit / (Loss) for the period after tax (after Exceptional and/or Extraordinary Items)	587.00	436.26	198.44	1,282.02	1,239.05	1,953.90
Total Comprehensive Income for the period (Comprising Profit / (Loss) for the period (after tax) and Other Comprehensive Income (after tax))	571.71	420.95	185.62	1,236.13	1,200.59	1,892.71
Equity Share Capital	917.90	917.90	917.90	917.90	917.90	917.90
Reserves (excluding Revaluation Reserve as shown in the Balance Sheet of Previous year)	-	-	-	-	-	40,607.26
Earnings per Share (of Rs. 10/- each) (for continuing and discontinued operations)						
1. Basic	6.40	4.75	2.16	13.97	13.50	21.29
2. Diluted	6.40	4.75	2.16	13.97	13.50	21.29

**Notes:**  
 1. The above is an extract of the detailed format of Quarterly Financial Results filed with the Stock Exchanges under Regulation 33 of the SEBI (Listing and Other Disclosure Requirements) Regulations, 2015. The full format of the Quarterly/Annual Financial Results are available on the Stock Exchange websites and are also available on Company's website at https://www.dic.co.in/sites/default/files/2025-11/outcome\_sd.pdf which can be accessed by scanning the Quick Response code provided below.  
 2. The above unaudited financial results for the quarter and nine months ended September 30, 2025 have been duly reviewed by the Audit Committee and were taken on record by the Board of Directors at its meeting held on November 13, 2025. As required in terms of Regulation 33 of the SEBI (Listing Agreement and Disclosure Requirements) Regulations 2015, the same have been subjected to Limited Review by the Statutory Auditors.  
 3. Figures for the previous periods have been regrouped / rearranged wherever necessary to conform to current period's classification.

For and on behalf of the Board  
  
 Sd/-  
 Manish Bhatia  
 Managing Director and CEO

Date: November 13, 2025


**Shankara**  
 Building Products Ltd.

**CONSOLIDATED FINANCIAL RESULTS FOR THE QUARTER AND HALF YEAR ENDED 30TH SEPTEMBER 2025**  
 (₹ in Crores, except per share data)

Particulars	For the Quarter ended			For the Half year ended			For the Year ended
	30.09.2025	30.06.2025	30.09.2024	30.09.2025	30.09.2024	31.03.2025	
	Unaudited	Restated	Restated	Unaudited	Restated	Restated	
Total Income from Operations	280.04	323.56	338.45	603.60	674.15	1,364.82	
Net Profit for the period (before Tax, Exceptional and/or Extraordinary Items)	(5.92)	1.18	1.89	(4.74)	1.86	2.15	
Net Profit for the period before Tax (after Exceptional and/or Extraordinary Items)	(5.92)	1.18	1.89	(4.74)	1.86	2.15	
Net Profit for the period after Tax (after Exceptional and/or Extraordinary Items)	(5.16)	0.42	0.86	(4.74)	0.22	(0.79)	
Total Comprehensive Income for the period (Comprising Profit for the period (after tax) and Other Comprehensive Income (after tax))	(5.17)	0.42	0.81	(4.75)	0.20	(0.79)	
Equity Share Capital (Face Value of ₹ 10/- each)	24.25	24.25	24.25	24.25	24.25	24.25	
Reserves (excluding Revaluation reserve as per balance sheet of previous year)	-	-	-	-	-	386.71	
Earnings per share (of ₹ 10/- each) - not annualised	(2.13)	0.17	0.36	(1.95)	0.09	(0.33)	
Basic & Diluted (Rs.)							
Total Income	0.32	0.25	0.54	0.57	0.75	1.44	
Profit before tax	(6.43)	(2.03)	(0.75)	(8.46)	(1.80)	(4.01)	
Profit after tax	(5.55)	(1.98)	(1.10)	(7.53)	(2.41)	(5.18)	
Total Comprehensive Income	(5.55)	(1.98)	(1.10)	(7.53)	(2.41)	(5.18)	

**Notes:**  
 The above is an extract of the detailed format of Quarterly and Annual Financial Results filed with the Stock Exchanges under Regulation 33 of SEBI (Listing Obligations and Disclosure Requirements) Regulations, 2015. The full format of the financial results are available on the Stock Exchange websites www.bseindia.com, www.nseindia.com and Company's website www.shankarabuildpro.com

Place: Bengaluru  
 Date: 13<sup>th</sup> November, 2025

For and on behalf of the Board of Directors  
  
 SUKUMAR SRINIVAS  
 Managing Director  
 DIN: 01668064

SHANKARA BUILDING PRODUCTS LIMITED  
 CIN: L28922KA1995PLC018990  
 Registered Office: G-2, Farah Winsford, 133 Infantry Road, Bengaluru-560001  
 Corporate Office: 21/1 & 35-A-1, Hosur Main Road, Electronic City Post, Veerandra, Bengaluru- 560 100.  
 Website: www.shankarabuildpro.com, Email: compliance@shankarabuildpro.com

**CARE Ratings Limited**  
 CIN-L67190MH1993PLC071691  
 Regd. office: Godrej Coliseum, 4<sup>th</sup> Floor, Somaya Hospital Road, Off Eastern Express Highway, Sion (East), Mumbai, Maharashtra - 400022.  
 Tel. No. : 022-67543456 • Email: investor.relations@careedge.in  
 Website: www.careedge.in


**EXTRACT OF STATEMENT OF UNAUDITED CONSOLIDATED FINANCIAL RESULTS FOR THE QUARTER AND HALF YEAR ENDED SEPTEMBER 30, 2025**  
 (₹ in Lakhs except per share data)

Sr. No.	Particulars	CONSOLIDATED		
		Quarter Ended	Quarter Ended	Half Year Ended
		30-09-2025	30-09-2024	30-09-2025
		Unaudited	Unaudited	Unaudited
1	Total Income from Operations	13,637.11	11,736.79	23,027.61
2	Net Profit / (Loss) for the period (before Tax, Exceptional and/or Extraordinary Items)	7,691.09	6,423.22	11,435.08
3	Net Profit / (Loss) for the period before tax (after Exceptional and/or Extraordinary Items)	7,691.09	6,423.22	11,435.08
4	Net Profit / (Loss) for the period after tax (after Exceptional and/or Extraordinary Items)	5,720.99	4,687.63	8,370.73
5	Total Comprehensive Income for the period (Comprising Profit / (Loss) for the period (after tax) and Other Comprehensive Income (after tax))	5,840.48	4,584.25	8,452.93
6	Paid-up Equity Share Capital (Face value: ₹10/- per share)	2,999.50	2,990.07	2,999.50
7	Reserves (excluding Revaluation Reserve) as shown in the Audited Balance Sheet of the previous year	-	-	-
8	Earnings Per Share (of ₹ 10/- each) (for continuing and discontinued operations) -			
1.	Basic	18.90	15.41	27.51
2.	Diluted	18.81	15.36	27.38

**Extract of Statement of Standalone unaudited Financial Results for the Quarter and Half year ended September 30, 2025**  
 (₹ in Lakhs except per share data)

Sr. No.	Particulars	STANDALONE		
		Quarter Ended	Quarter Ended	Half Year Ended
		30-09-2025	30-09-2024	30-09-2025
		Unaudited	Unaudited	Unaudited
1	Total Income from Operations	11,426.92	10,151.08	18,950.85
2	Profit before tax	7,481.47	6,628.82	11,418.97
3	Profit after tax	5,533.28	4,963.51	8,494.83

**Notes:**  
 1. The above is an extract of the detailed format of Quarterly & Half yearly Un-Audited Financial Results (Standalone & Consolidated) filed with the Stock Exchanges under Regulation 33 of the SEBI (Listing Obligations and Disclosure Requirements) Regulations, 2015. The full format of the Quarterly & Half yearly Un-Audited Financial Results (Standalone & Consolidated) with limited review report, are available on the website of the Stock Exchanges (www.bseindia.com, www.nseindia.com) and the website of the Company: www.careedge.in  
 2. The Board of Directors at its meeting held on November 12, 2025, has declared an interim dividend of ₹ 8/- per equity share of face value of ₹10/- each.  
 3. The above Quarterly and Half yearly Un-Audited financial results, have been reviewed & recommended by the Audit Committee and approved by the Board of Directors at their meetings held on November 12, 2025 as per Regulation 33 of SEBI (Listing Obligations and Disclosure Requirements) Regulations, 2015 and have been subjected to limited review by the statutory auditors of the Company.

For and on behalf of the Board of Directors  
  
 Sd/-  
 (Mehul) Pandya  
 Managing Director & Group CEO  
 DIN No.: 07610230

Place: Mumbai  
 Date: November 12, 2025

