



Certificate No. 16909
AN ISO 9001, ISO 14001, ISO 45001
Certified Company

CIN: L24100GJ2015PLC081941



DHARMAJ[®]
CROP GUARD LIMITED

Limitless
GROWTH

February 13, 2023

To,

BSE Limited Corporate Relationship Department. PJ Towers, 25th Floor, Dalal Street, Mumbai- 400 001	National Stock Exchange of India Limited Exchange Plaza, Plot No. C/1, G-Block Bandra Kurla Complex, Bandra (East), Mumbai- 400 051.
BSE Scrip Code No. 543687	NSE Symbol:-DHARMAJ

Dear Sir/Madam,

**Sub: -Investors Presentation for the Quarter and Nine Months
ended 31st December, 2022**

Pursuant to Regulation 30 of the SEBI (Listing Obligations and Disclosure Requirements) Regulations, 2015 (Listing Regulations), we are enclosing herewith the presentation to the Investors on the Financial Results of the Company for the Quarter and Nine Months ended 31st December, 2022.

The presentation is also being uploaded on the website of the Company www.dharmajcrop.com in accordance with Regulation 46 of the Listing Regulations.

We request you to take the same on record.

Thanking you,

For, **Dharmaj Crop Guard Limited**

Malvika Bhadreshbhai Kapasi
Company Secretary & Compliance Officer
A52602

Encl.: As above



DHARMAJ[®]
CROP GUARD LIMITED

FEBRUARY 2023

Q3 FY23

Investor Presentation





Inside

1 4-13
Corporate
Overview

2 15-17
Industry
Opportunity

3 19-20
Team & BOD

4 22-25
Strategic
Initiatives

5 27-28
Q3FY23
Performance
Highlights

6 30-34
Financial
Performance



Corporate Overview

Company overview	4
Company snapshot	5
Our Journey	6
Diversified Product portfolio	7
Branded Products	8
Diversified Revenue stream	9
Manufacturing facility with Strong R&D Capabilities	10
Established Distribution Network	12
Institutional Clientele	13

COMPANY OVERVIEW

Dharmaj Crop Guard Limited ('DCGL'), incorporated in 2015, is an Agrochemical Company engaged in the business of manufacturing, distributing, and marketing of a wide range of agrochemical formulations

We provide agrochemical formulations to B2B and B2C customers.

We have more than 481 product registrations and export our products to 26+ countries in Latin America, East African Countries, Middle East and Far East Asia.

We are a BBB/stable credit rated Company, which was recently upgraded from BBB-

DCGL's positioning across Agri-value chain



To be completely integrated across value chain post backward integration which is expected to commission in Q3FY24

Our diverse product portfolio includes:



Insecticides



Micro Fertilizers



Fungicides



Antibiotic



Herbicides



Plant Growth Regulator

Note – Unless specified, all data is as on December 31st, 2022, Sales bifurcation data as of FY22

COMPANY SNAPSHOT

20+ years

Of average promoter & management expertise with experience in leading agrochemical Companies

4,500+

dealers/distributors
In 20 states with 16 stock depots

26+ countries

Exporting in Latin America, East Africa, Middle east and Far East Asia

41%

Revenue CAGR from FY19 to FY22

79%

PAT CAGR from FY19 to FY22

25,500 MT

Installed Annual capacity

481

registrations

for agrochemical formulations
registered with CIB & RC

225

institutional products
in our product portfolio

8

agrochemical technicals'
registration obtained and
registration for 16 are in-process

Note – Unless specified, all data is as on December 31st, 2022

OUR JOURNEY

2016 MANUFACTURING



- Established manufacturing unit in Ahmedabad

2018 ISO CERTIFICATE



- Receipt of ISO 9001:2015, ISO 14002:2015 and ISO 45001:2018 for development and manufacturing of agrochemical formulations

2019 EXPANSION & GROWTH



- Acquired land on lease in Ahmedabad for expansion
- Crossed turnover of ₹1,000.00 Mn
- Received Best Brand Award (Agriculture/ Pesticides) at Gujarat Brand Leadership Award 2019

2022 LISTED ON NSE & BSE

Building technical capabilities, diversifying product portfolio, widening customer base and growing distribution network

RESEARCH & DEVELOPMENT



- The QC Laboratory received certificate of accreditation from National Accreditation Board for Testing and Calibration Laboratories (NABL) and in accordance with ISO/IEC 17025:2017

CAPACITY EXPANSION/ BACKWARD INTEGRATION




- Expanded our annual installed capacity from 11,400 MT to 25,500 MT
- Acquired land at Saykha, Bharuch, Gujarat on lease basis for 99 years for setting up a new facility for manufacturing Agrochemical Technicals and its intermediates.

2021 TURNOVER



- Crossed turnover of ₹3,000.00 Mn
- Commencement of production & sale under Public Health Segment



Our Product Portfolio



Insecticide

- Imidacloprid
- Alpha Cypermethrin
- Malathion
- Bifenthrin
- Lambda Cyhalothrin

Key Brands

- Padgham
- Lubrio
- Nilaayan
- Prudhar
- Remora



Herbicides

- Pendimethalin
- Metribuzin
- Glyphosate
- 2,4-D Amine Salt
- Metsulfuron Methyl

Key Brands

- Dharozar
- Aatmaj
- Roduler
- Mohak
- Sadavirum



Fungicides

- Mancozeb
- Chlorothalonil
- Hexaconazole
- Metalaxyl
- Tebuconazole

Key Brands

- Gagandip
- Sajaag
- Lokraj
- Rishmat
- Kaviraj



Micro-Fertilizers

- Sulphur
- Micro-Nutrient
- Antibiotic

Key Brands

- Zeekasulf
- Aakuko
- Thandaj
- Zusta



Plant Growth Regulator

- Amino Acids
- Ethephon
- Silicon Adjuvent
- Cytokinins Enzymes
- Gibberellic Acid

Key Brands

- Rujuta
- Greenoka
- Surisva
- Stabilizer



Antibiotics

- Validamycin

Key Brands

- Retardo

Public Health & Animal Health

Products are supplied on retail basis for controlling the spread of certain diseases; Products are supplied to pest control Companies to spray at residential & commercial premises

BRANDED PRODUCTS

Branded Products

Wide range of branded products



REVENUE STREAM

Diverse Revenue Streams

Institutional Products

- Our institutional business is one of our key business area, we sell bulk products to our institutional customers domestically and in the international markets.
- We have more than 225 products which we offer to our institutional clientele of 662+ customers based in India and export our products to more than 71 customers in 26+ countries.

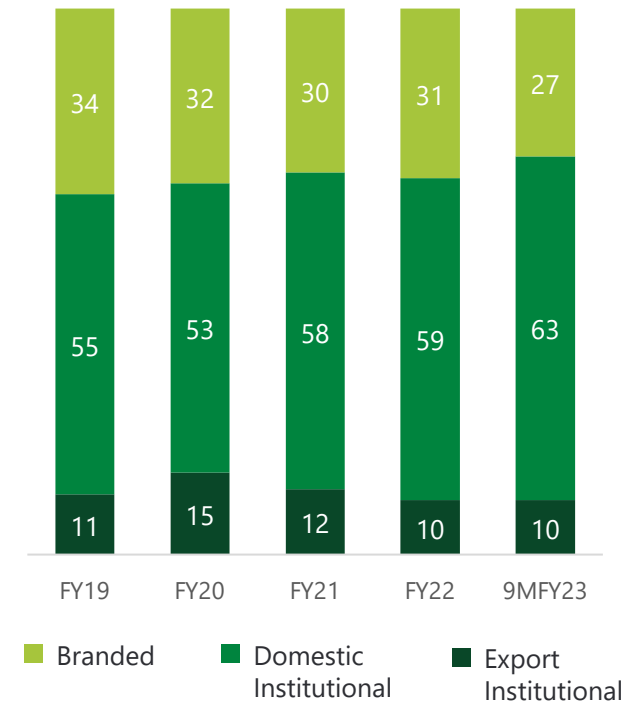
Branded Products

- Since incorporation, we have built several strong brands by leveraging the strength of our marketing and distribution network.
- We have over 121 branded formulations that are sold to farmers through our pan-India distribution network comprising of 4,500 dealers having access to 16 stock depots in 20 states of India.

Revenue Segmentation

Segmentation of Revenue as Product Segments

(%)



MANUFACTURING FACILITY WITH STRONG R&D CAPABILITIES (1/2)

Manufacturing facility enables diversifying product range and high-quality production

- Our manufacturing facility is fully integrated formulation facility with processes starting from procurement of raw materials, stringent quality checks, mixing, blending, pre-delivery inspection and final dispatch
- The factory is integrated with bio reactor to treat waste / sewage water to remove pollutants
- In addition, we are currently in the process of setting up a manufacturing facility at Saykha Industrial Estate, Bharuch, Gujarat, India for manufacturing Technicals and its intermediates which will be used for internal consumption as well as for sales in domestic and international market.
- We have obtained registration of 8 agrochemical technicals and have applied for registration of 16 agrochemical technical in the new facility to be set up.

Certified facilities



ISO
9001:2015

ISO
14001:2015

ISO
45001:2018

ISO
17025:2017

NABL
Certified Lab



Manufacturing strengths



25,500 MT

Manufacturing capacity

56%

Capacity utilization as of 9MFY23

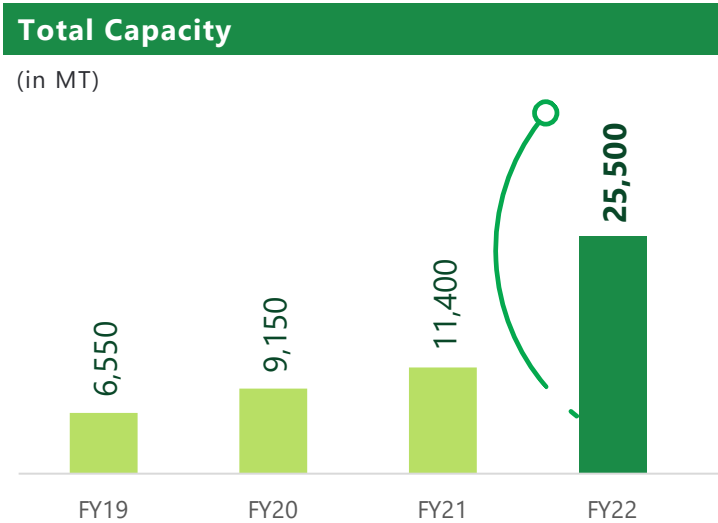
QC Lab

at manufacturing unit

R&D center

at manufacturing facility

MANUFACTURING FACILITY WITH STRONG R&D CAPABILITIES (2/2)



Solar Power Plant

We have installed solar panels at our manufacturing facility, which allows us to generate electricity that is required for the manufacturing of our products and minimize our electricity costs.

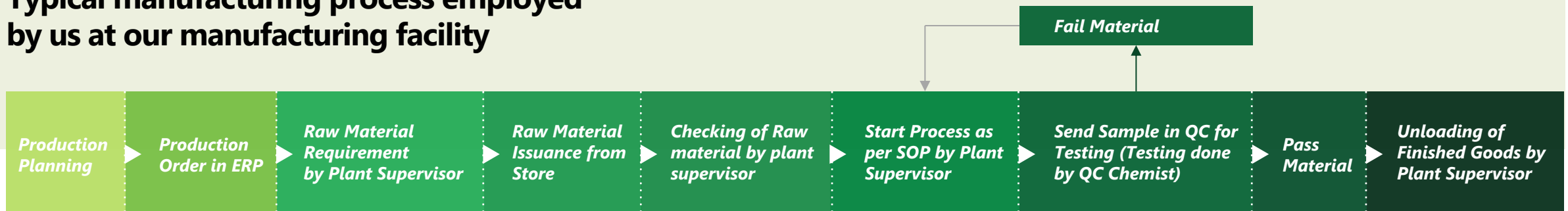
85,320 kw
Installed capacity per annum

Wastewater Treatment

We also have installed wastewater/ sewage treatment plant at our manufacturing facility which is used to remove pollutants from the wastewater.

7,800 KL
Aggregate capacity per annum

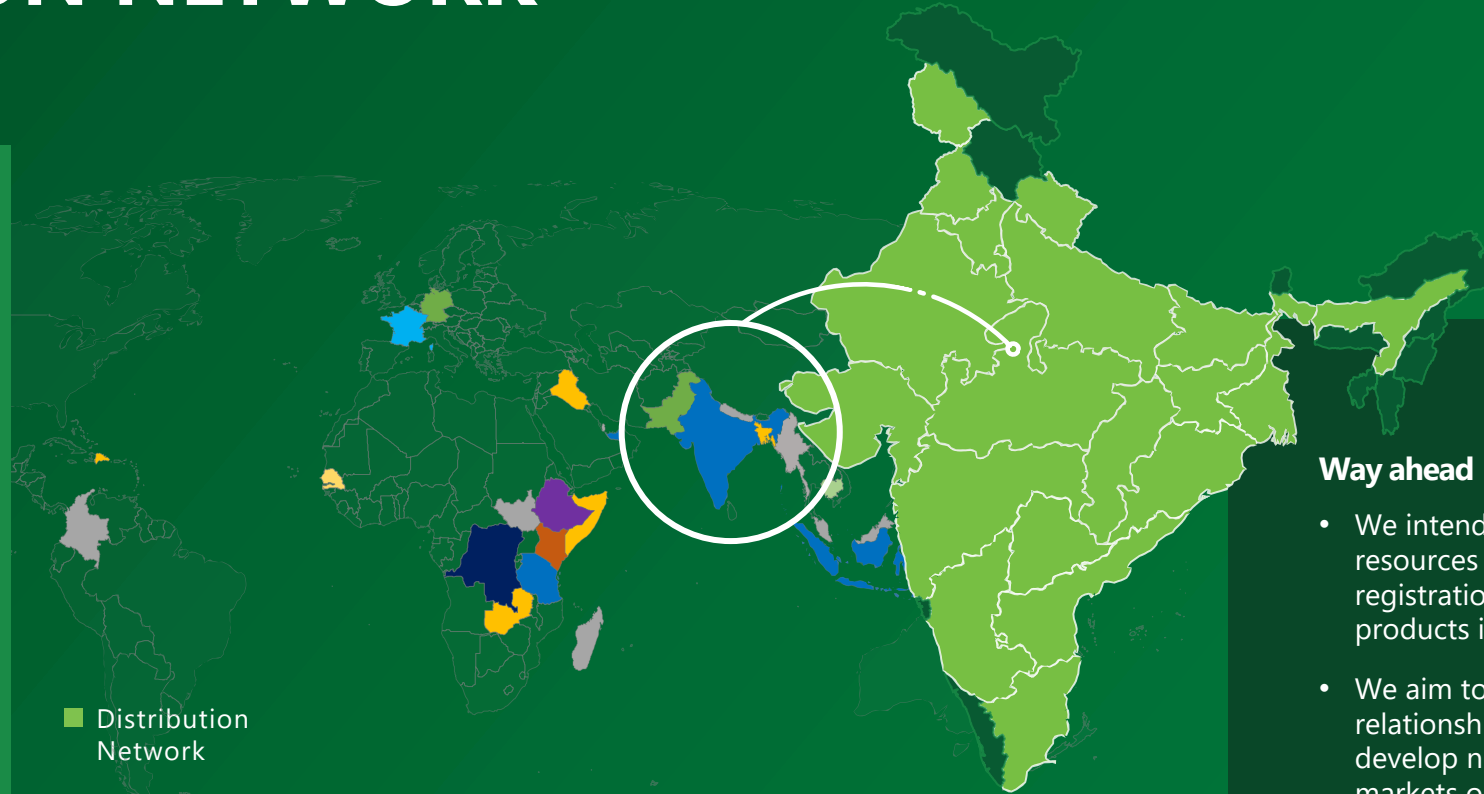
Typical manufacturing process employed by us at our manufacturing facility



ESTABLISHED DISTRIBUTION NETWORK

Geographical Reach

- We export our products across 26 countries in Latin America, East African Countries, Middle East and Far East Asia.
- We currently sell our branded products pan India through our distribution network comprising of 4,500+ dealers supported by our 16 stock depots in 20 states across country.
- We have 481 registrations for manufacturing agrochemical formulations of which 284 are for domestic as well as export sale and 197 agrochemical formulations are exclusively for exports.



26+

Exporting to
26+ countries

4,500+

Dealers

16

Stock depots
across 20 states

481

Product
registrations

Way ahead

- We intend to continue to commit resources to increase the number of registrations to offer a wider range of products in new markets.
- We aim to leverage our existing relationships for new products and develop new relationships in the new markets on the strength of the quality and diversified range of our products.
- We aim to create higher operational efficiencies as different business segments allow for maximum optimization of current resources.

The above map is not to scale and not intended to mean political map of the world and India

DHARMAJ CROP GUARD LIMITED

INSTITUTIONAL CLIENTELE

Strong institutional customer base including crop protection product manufacturing companies



MEGHMANI INDUSTRIES LTD





Industry Opportunity

Well-defined and Continuously Expanding Market

15

Expansion through Pyrethroids Industry

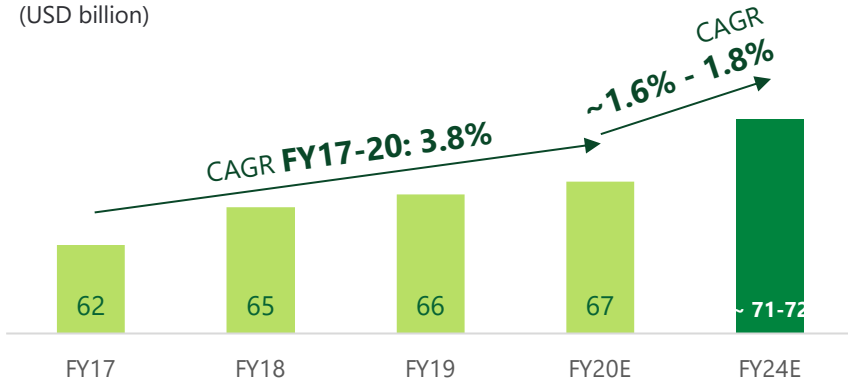
17

WELL-DEFINED AND CONTINUOUSLY EXPANDING MARKET (1/2)

Global agrochemicals market overview

Global Pesticides Market

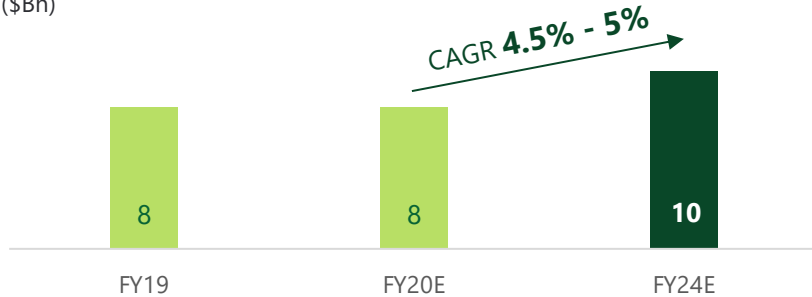
(USD billion)



Non Crop Market Overview

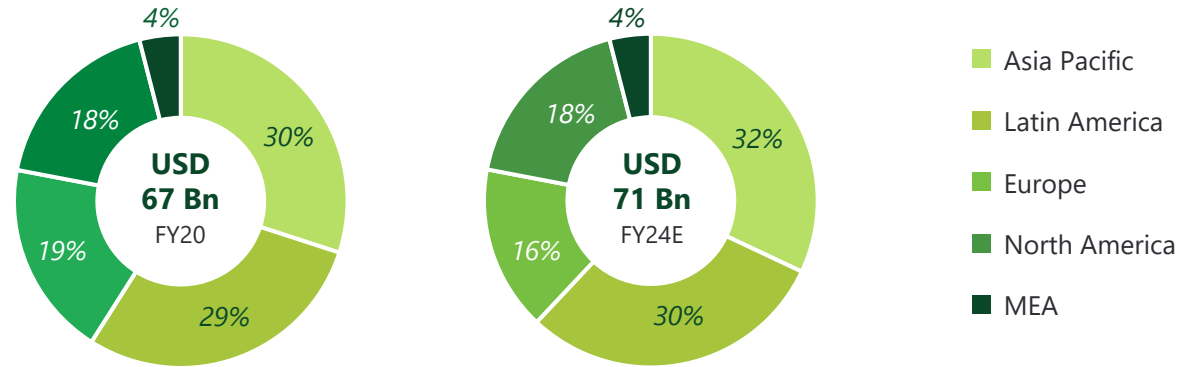
Global Non Crop Market

(\$Bn)



Asia Pacific will continue to be the largest market with a CAGR of 3.4%–3.7% until FY24

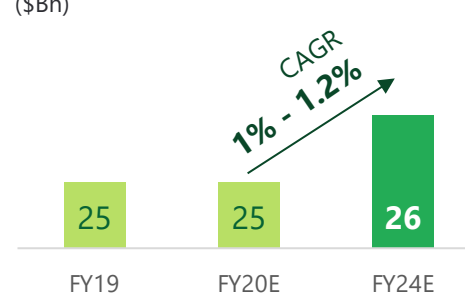
Region-wise share of global pesticides market



Global Crop Market Overview

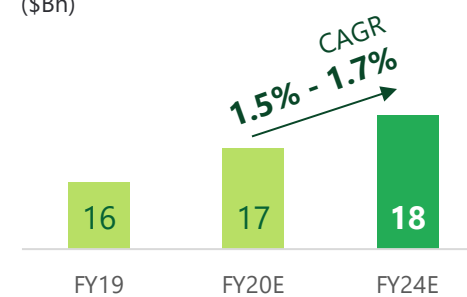
Global Herbicides Market

(\$Bn)



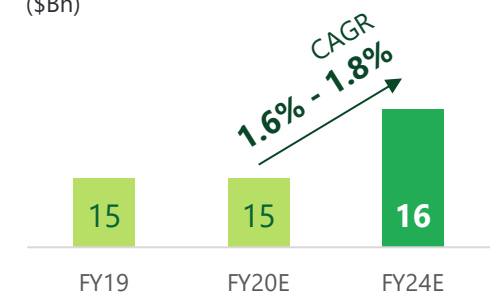
Global Fungicides Market

(\$Bn)



Global Insecticides Market

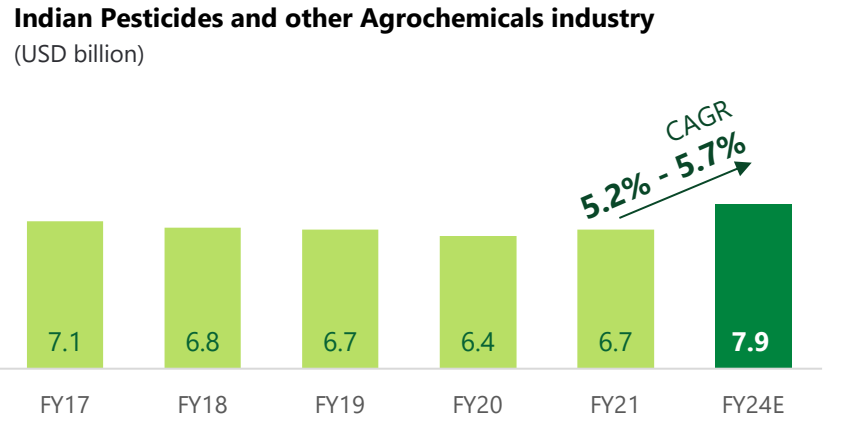
(\$Bn)



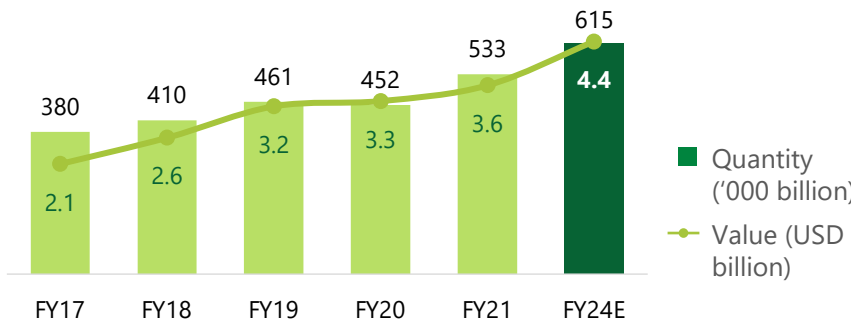
*Source: Company Commissioned CARE Edge Report

WELL-DEFINED AND CONTINUOUSLY EXPANDING MARKET (2/2)

Pesticides Industry in India

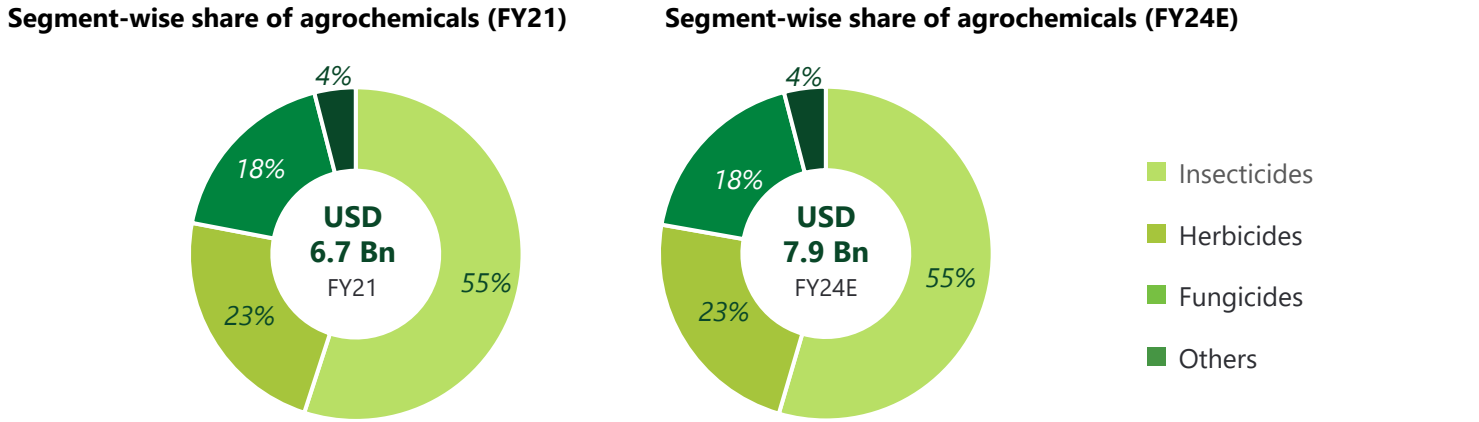


India is a net exporter of pesticides and is the 13th largest exporter globally



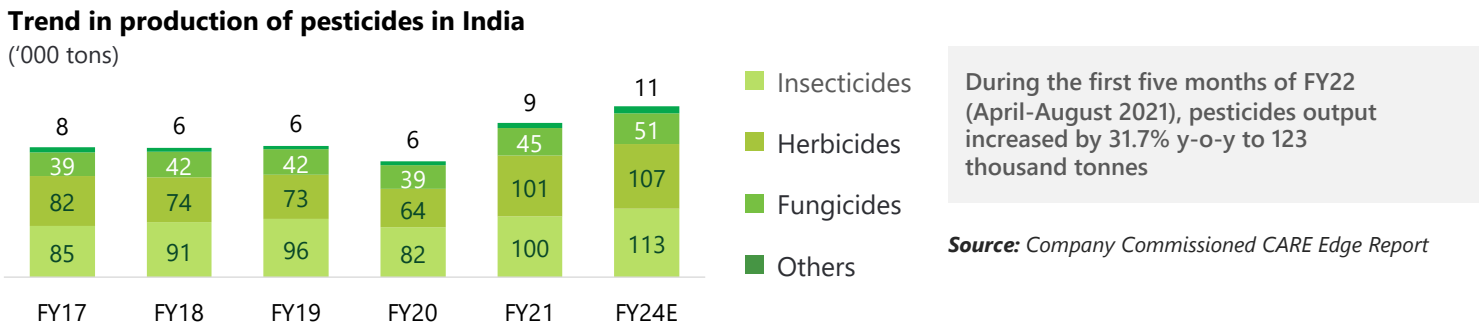
*Source: Company Commissioned CARE Edge Report

Share of Pesticides Industry in India



Source: Company Commissioned CARE Edge Report

Pesticides output in India increased at a CAGR of 4.5% from 214 thousand tonnes in FY17 to 255 thousand tonnes in FY21



During the first five months of FY22 (April-August 2021), pesticides output increased by 31.7% y-o-y to 123 thousand tonnes

Source: Company Commissioned CARE Edge Report

EXPANSION THROUGH PYRETHROIDS INDUSTRY (2/2)

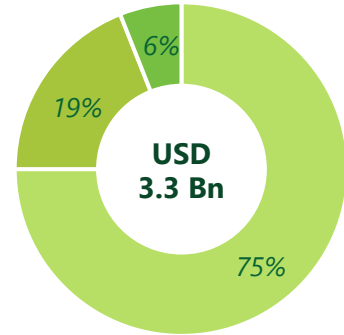
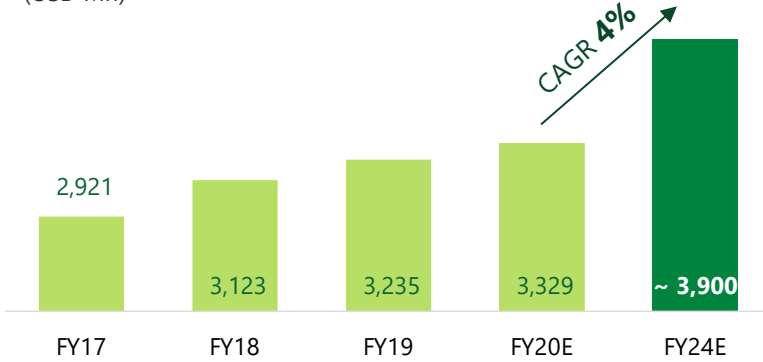
Demand backed by Agricultural Requirements, Public health and animal health needs

Share of User Industries in Global Pyrethroids market (FY20E)

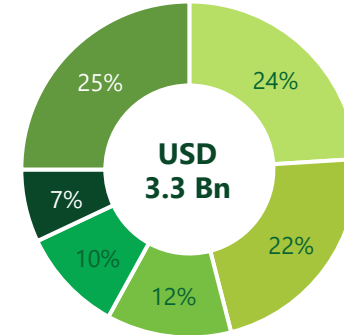
Global Pyrethroids market by Product type

Global Pyrethroids Market

(USD Mn)



- Agriculture
- Public Health
- Animal Health

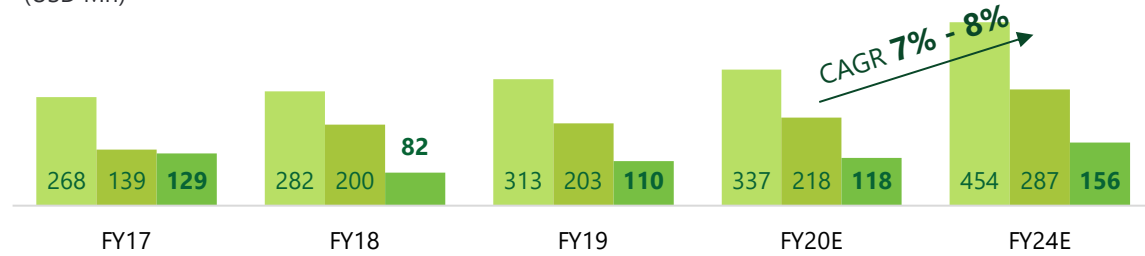


- Cypermethrin
- Lambda-Cyhalothrin
- Deltamethrin
- Bifenthrin
- Permethrin
- Others

Pyrethroid output in India increased at a CAGR of 14.8% from 12.5 thousand tonnes in FY17 to 18 thousand tonnes in FY20E.

Indian Pyrethroids Market

(USD Mn)



- Production
- Exports
- Consumption

Growing Indian Pyrethroids markets on the back of demand from multiple end uses and shift from China to India

- Over a period of time, India has emerged as the largest producer of pyrethroids.
- China that accounts for more than half of the international need of pyrethroids used make pyrethroids after importing intermediates from India.
- However, China in a bid to reduce pollution has led to the closure of various chemical plants. This has supported higher export volume of pyrethroids from India.

*Source: Company Commissioned CareEdge Report
DHARMAJ CROP GUARD LIMITED



Team & BOD

Board of Directors	19
Management Team	20

IMPECCABLE MANAGEMENT PEDIGREE

STRONG BOARD

20+ years
Of promoter and
management expertise



**Mr. Rameshbhai
Ravajibhai Talavia**
Chairman and
Managing Director

Mr. Rameshbhai Talavia has over 28 years of experience in the agrochemical industry. He holds a Bachelors degree in agriculture and possesses

He also looks after the overall business strategy of the Company



**Mr. Jamankumar
Hansarajbhai Talavia**
Whole Time Director

Mr. Jamankumar Talavia has over 22 years of experience in the agrochemical industry, he holds a Bachelors degree in Science (Agriculture) from the Gujarat Agricultural University. He heads the manufacturing and purchase processes at our manufacturing facility



**Mr. Jagdishbhai
Ravajibhai Savaliya**
Whole Time Director

Mr. Jagdish Savaliya has over 21 years of experience. He has completed his Bachelor in Science from the Saurashtra University. He heads the research and development and production process at our manufacturing facility



**Mr. Deepak
Bachubhai Kanparia**
Independent Director

Mr. Deepak Kanparia has over 3 decades of experience in the Agro-Marketing field. He is a Graduate in B.Tech (Agriculture Engineering) from Gujarat Agriculture University and also has a diploma in Computer Applications from Data Tech.



**Mr. Bhaveshkumar
Jayantibhai Ponkiya**
Independent Director

Mr. Bhaveshkumar Ponkiya is a practicing Chartered Accountant with over 8 years of experience in audit and taxation. He holds a bachelor's degree in Commerce and Law from the Gujarat University.



Ms. Amisha Fenil Shah
Independent
Director

Ms. Amisha Shah has over a 6 years of experience in secretarial matters. She was working with Asya Infosoft Limited and is practising Company Secretary since 2017. She holds a bachelor's degree in Commerce from the Gujarat University, bachelors' degree in law from Gujarat University and is a member of Institute of Company Secretaries of India

IMPECCABLE MANAGEMENT PEDIGREE

EXPERIENCED MANAGEMENT

KEY MANAGEMENT PERSONNEL



Mr. Rameshbhai Ravajibhai Talavia

Chairman and Managing Director

He holds a Bachelors degree in agriculture and possesses over 28 years of experience in the agrochemical industry. He also looks after the overall business strategy of the Company



Mr. Vishal Domadia

Chief Executive Officer

He has a Bachelors degree in Science (agriculture) and holds a Masters' degree in Business Administration (Agribusiness), he was working with Cheminova India Limited, Crop Life Science Limited, Sumitoma Chemical India Private Limited and Excel Crop Care Limited. He has also promoted our group company, Khetipoint Private Limited



Mr. Vinay Joshi

Chief Financial Officer

He is a CA and a CS with extensive work experience of 25+ years in various national and multinational companies in manufacturing, IT & financial services. Some of his previous stints include, Akar Auto Industries, IRM Limited (Cadila Pharma group), Karvy Comtrade, Satyam Computers, Panasonic India. Before joining Dharmaj Crop Guard, he was the CFO of Gemstone Glass Private Limited (Trend Group of Italy).



Ms. Malvika Bhadreshbhai Kapasi

Company Secretary and Compliance Officer

She holds a bachelor's degree in Commerce and law from Gujarat University and is a member of the Institute of Company Secretaries of India.

SENIOR MANAGEMENT PERSONNEL



Mr. Kalpesh C. Patel

Senior Manager Accounts

He holds a bachelor's degree in Law from Gujarat University and master's degree in Commerce from Gujarat University. Previously, he was associated with Jyoti Power Corporation Private Limited, Elitecore Technologies Private Limited, Jaihind Projects Limited, Dev Graphics Private Limited and RiMi Distributors.



Mr. Mahesh Raghavan Vellichiramalnellika

Deputy General

He holds a bachelor's degree in Commerce from Gujarat University. Previously, he has worked with Meghmani Organics Limited as Manager – International Marketing.



Mr. Mehulkumar H. Polara

Manager – Institutional Sales

He holds a bachelor's degree in Science (Agriculture) from Junagadh Agricultural University and master's degree in Science (Agriculture) from Junagadh Agricultural University. Previously, he was associated with Akshay Seed Tech Co. and Excel Crop Care Limited.



Mr. Jitendra Modha

Deputy General Manager

He holds a bachelor's degree in Science from Saurashtra University. Previously, he has worked with Sabero Organics Gujarat Limited as a Deputy Manager of Quality Control



Mr. Parichay S. Kamthana

Zonal Manager – Marketing Department

He holds a bachelor's degree in Technology from Gujarat Agricultural University and MSc from Dhirubhai Ambani Institute of Information and Communication Technology. Previously, he has worked with Sumitomo Chemical India Private Limited – Japan as Area Sales Manager/ Regional Co-ordinator (For Agro Chemicals Business)



Strategic Initiatives

Enhance our capabilities through Backward Integration	22
Expansion of public health & Animal health product segment	23
Expansion of Customer Base in domestic and international markets	24
Strengthening the business through Brand building activities	25

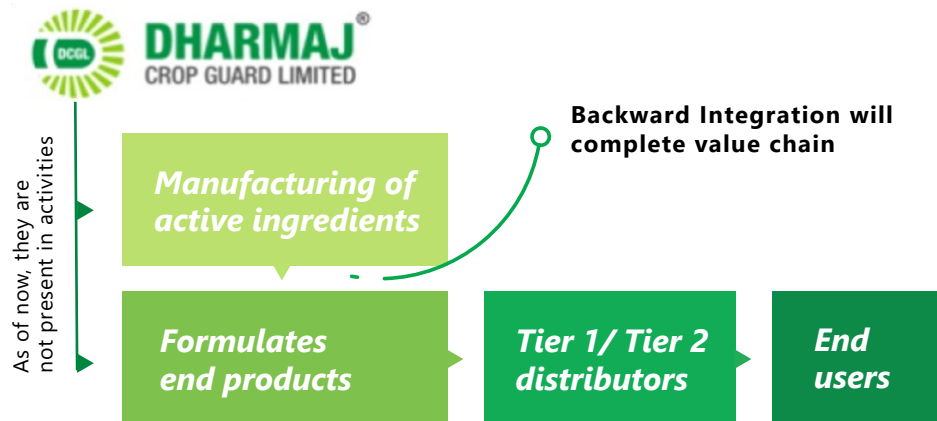
ENHANCE OUR CAPABILITIES THROUGH BACKWARD INTEGRATION

Enhance our manufacturing capabilities through backward integration and expand our product portfolio

We are planning to manufacture Agrochemical Technicals and its intermediates which will be used for internal consumption as well as for sales in domestic and international market in order to achieve backward integration for our operations.

Pursuant to the adoption of this strategy our profit margins on our products would resultantly increase due to backward integration.

DCGL's positioning across Agri-value chain



DHARMAJ CROP GUARD LIMITED

Status of our ongoing future expansion plan

33,490 sq. mtrs

of land acquired at Bharuch, Gujarat on leasehold basis for 99 years from GIDC

8 agrochemical technicals

registration obtained and further applied for registration of 16 agrochemical technicals

Environment Clearance

approvals for our new manufacturing facility have been obtained.

Q3FY24

Civil works at the site are about to be completed and erection work for plant & machineries is progressing as per schedule. Expected commissioning of project in Q3FY24.

Going Forward

- By setting up the Technicals manufacturing facility we will augment our manufacturing capabilities to produce domestic grade agrochemicals, which, along with our export registrations, will be synergistic to our formulations business
- We aim to increase the number of product registrations in overseas market which offer high margins
- We will see margin expansion due to backward integration

EXPANSION OF

PUBLIC HEALTH & ANIMAL HEALTH PRODUCT SEGMENT

Expanding our Public Health and Animal Health product segment

- As part of our further growth strategy, we intend to increase manufacturing and sales in the public health and animal health products segment which are the end users accounting for ~19% and 6%, respectively of the ~\$3 billion global pyrethroids market
- This increase in the market is backed by agricultural requirements as the use of pyrethroids help improves crop yield and also safer compared to organophosphate pesticides

Our public health and animal health brands



Dhoofon



Dharmexo Gel



Podcast 25WP

Our strategic approach

We intend to supply our public health and animal health products on retail basis for purposes like controlling the spread of malaria, filaria, dengue, chikungunya and such other parasitic diseases

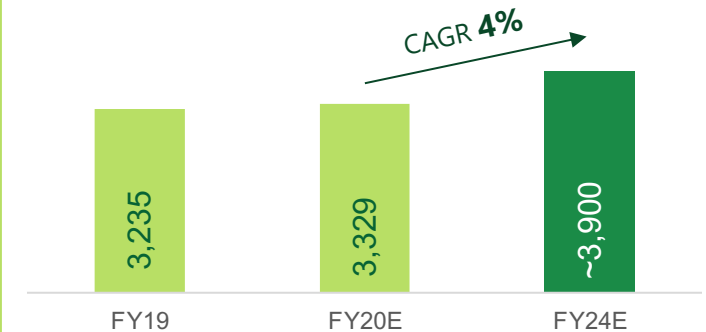
As part of our further growth strategy, we intend to further increase our market share by increasing our product portfolio in public health segment

Further, the Technicals that will be produced in the proposed new manufacturing facility of our Company will also be used in public health and animal health segment

Some of the public health and animal health products in our portfolio includes

- ▶ General Insect Control
- ▶ Indoor residual spray
- ▶ Termiticide
- ▶ Rodenticide
- ▶ Larvicide
- ▶ Cockroach gels

Global Pyrethroids Market (\$Mn)



EXPANSION OF CUSTOMER BASE IN DOMESTIC AND INTERNATIONAL MARKETS

Targeting new customers, expanding existing customer business and increase our market share in domestic and international markets

- We intend to continue to evaluate opportunities to capitalize on industry consolidation and acquire other products and brands to grow our portfolio
- We identify new generic products that have significant volume in the market and evaluate whether we ought to register such products under the relevant act
- Technological advancement will be one of the key factors to our continued success in the market place, therefore we plan to enhance our R&D capabilities to develop new production techniques and products

Our strengths

284 agrochemical registrations

for agrochemical formulations obtained for sale in India as well as for export

197 agrochemical registrations

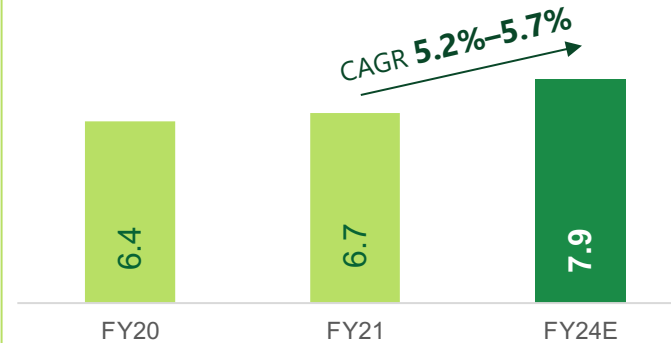
obtained, are exclusively for exports

*Source: Company Commissioned CareEdge Report
DHARMAJ CROP GUARD LIMITED

* Factors justifying the desired strategy

Indian Pesticides and other Agrochemicals industry

(USD billion)



The growth in overall pesticides industry will be on account of an upward growth expected in the international market and a likely increase in domestic usage of pesticides in India

Any pesticide that goes off-patent provides an opportunity to the Indian industry to develop generic molecules, thus opening up opportunity for Indian manufacturers to increase their exports- an opportunity amounting over \$4.2 billion between FY19–FY26 comprising around 19 technicals

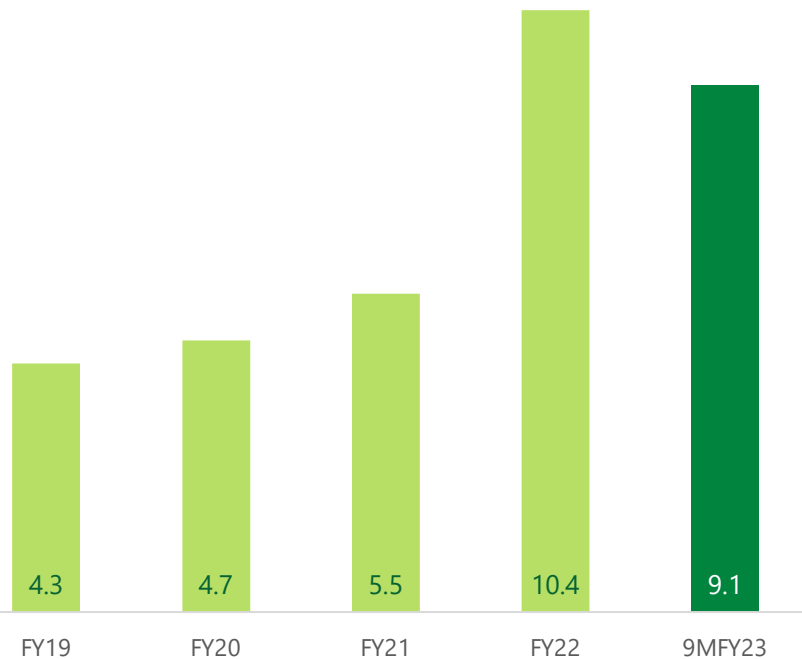
Strategic plans that will help us attain the objectives set

- We intend to augment our sales in the markets where we sell our products as well as expand into new markets. Towards this objective, we seek to continue to leverage our relationships with our existing customers through cross-selling of our products.
- We intend to continue to commit resources to increase the number of registrations to offer a wider range of products in new markets. DCGL will be present across the complete agri-value chain.
- We aim to strengthen our distribution network to increase domestic market share.

STRENGTHENING THE BUSINESS THROUGH BRAND BUILDING ACTIVITIES

Strengthening up our business through effective branding, promotional and digital activities

Advertising Expenditure
(₹ Mn)



Strategic Investment in Brand Building Activities

The Company has been making significant investments in brand building activities and expansion of its distribution network. These activities include:

- Proactive Dealer Appointments
- Regular Farmer Meetings
- Organising Field Days
- Conducting Field Visits
- Organising Demonstrations
- Expansion of Sales Force
- National and International Exhibitions
- Jeep campaigns



Q3FY23 Performance Highlights

Q3FY23 Income Statement	27
Management Commentary	28

5

Q3FY23

Income Statement

(₹ Mn)

Particulars	Q3FY22	Q2FY23	Q3FY23	YOY Change (%)	9MFY22	9MFY23	YOY Change (%)
Revenue from Operations	1,071.20	2,217.40	1,010.70	-6%	2,929.45	4,598.77	57%
Total Income	1,075.43	2,225.11	1,016.21	-6%	2,940.36	4,613.09	57%
Total Operating Expenses	941.79	1,989.15	923.83	-2%	2,530.97	4,130.60	63%
EBITDA (Excluding OI & EI)	129.41	228.25	86.86	-33%	398.48	468.17	17%
EBITDA Margin (%)	12%	10%	9%	-3%	14%	10%	-3%
Finance Cost	8.22	7.35	6.65	-19%	17.22	19.77	15%
Depreciation & Amortisation	13.82	11.91	11.77	-15%	38.76	35.52	-8%
Profit Before Taxes (and EI)	111.60	216.70	73.95	-34%	353.42	427.20	21%
Profit After Taxes	82.85	161.70	54.98	-34%	263.42	318.62	21%
Earnings Per Share (₹)*	3.36	6.55	1.63	-52%	10.67	9.43	-12%

Note: *EPS not annualised

MANAGEMENT COMMENTARY



Mr. Rameshbhai Ravajibhai Talavia
Chairman and Managing Director

Firstly, I would like to take this opportunity to thank all our investors who have reposed their faith in our Company during the IPO. We are really grateful to all of you and promise to deliver sustainable value to all our stakeholders.

The third quarter is a seasonally weak quarter for our domestic agrochemical business. At the industry level, overall demand particularly in the domestic market remains sluggish during the quarter, primarily as a result of a delay in sowing due to extended and erratic monsoon across India. This delayed the purchase of agrochemicals products and led to higher channel inventory. Higher inventory across the channels had a negative impact on the demand for agrochemicals.

However, the performance for 9MFY23 has shown a robust growth of 57%, mainly during Q1 & Q2, due to aggressive sales in both Institutional and Branded verticals. The margins were under pressure mainly due to increased sales promotional activities and induction of additional sales force in the newer states where the Company had a negligible presence. The increased sales force in new regions is expected to fetch positive results from the coming financial year.

On the CAPEX front, we are progressing well on our expansion in active ingredients coming up at Saykha Industrial Estate, Bharuch. This project is on track as per the project plan, civil works at the site is about to complete and erection work of various plant & machinery is completed at different stages and are progressing as per scheduled plan. We are expecting to begin commercial production by Q3FY24. This facility will mark our entry into technical & intermediates manufacturing, which will be instrumental in our next leg of growth.



Financial Performance

Income Statement	30
Balance Sheet	32

6

INCOME STATEMENT (1/2)

(₹ Mn)

Particulars	FY19	FY20	FY21	FY22	9MFY23
INCOME					
Revenue from Operations	1,393.56	1,982.22	3,024.10	3,942.08	4,598.77
Other Income	5.96	9.43	11.55	20.80	14.31
Total Income	1,399.52	1,991.65	3,035.65	3,962.88	4,613.09
EXPENSES					
Cost of material consumed	1,099.66	1,566.53	2,405.00	3,206.69	3,801.76
Purchase of stock-in-trade	2.35	3.34	9.08	5.53	-
Changes in inventories of finished goods, work-in progress and stock-in-trade	(22.74)	(56.42)	(84.98)	(126.11)	(64.18)
Manufacturing and operation costs	28.39	40.22	64.95	56.65	47.58
Employee benefit expenses	61.36	82.04	120.07	136.60	142.00
Finance costs	20.77	22.37	14.19	26.15	19.77
Depreciation and amortization	20.22	21.76	26.01	52.71	35.52
Other expenses	119.57	167.20	199.40	219.34	203.43
Total Expenses	1,329.59	1,847.03	2,753.73	3,577.57	4,185.89
Profit / (Loss) Before Exceptional Items and Tax	69.94	144.62	281.93	385.31	427.20
Profit/ (Loss) Before Tax	69.94	144.62	281.93	385.31	427.20

INCOME STATEMENT (2/2)

(₹ Mn)

Particulars	FY19	FY20	FY21	FY22	9MFY23
Tax Expenses					
Current tax	20.76	37.78	69.92	101.09	109.74
Tax (Excess)/ Short Provision	-	0.00	(0.03)	-	(0.04)
Deferred tax liability/ (asset)	(1.04)	(0.75)	2.41	(2.69)	(1.12)
Total tax expenses	19.72	37.03	72.32	98.41	108.59
Profit after tax for the period	50.22	107.59	209.60	286.90	318.62
Other Comprehensive Income					
Items that will not be reclassified to Profit or Loss (Net of tax)	-	(0.25)	(0.45)	0.49	(0.08)
Total Comprehensive Income/ (Loss) for the period	50.22	107.34	209.15	287.39	318.54
Earnings per equity share (FV ₹10/ share)					
Basic	5.02	8.62	12.74	11.62	9.43
Diluted	5.02	8.62	12.74	11.62	9.43

BALANCE SHEET (1/2)

(₹ Mn)

Particulars	FY19	FY20	FY21	FY22
ASSETS				
NON-CURRENT ASSETS				
Property, plant and equipment	115.54	216.93	386.72	389.34
Capital work in progress	-	23.17	11.40	176.52
Intangible asset	1.07	1.21	4.21	11.24
Financial assets				
(i) Investments	-	-	-	4.89
(i) Other Financial Assets	9.79	9.95	10.34	10.36
Deferred tax assets (net)	1.20	2.03	-	2.30
Other non-current assets	15.95	55.74	45.70	55.39
TOTAL NON-CURRENT ASSETS	143.54	309.03	458.38	657.51
CURRENT ASSETS				
Inventories	152.50	276.11	435.75	628.78
Financial assets				
(i) Investments	-	-	-	-
(i) Trade receivables	169.62	333.29	361.82	859.82
(i) Cash and cash equivalents	8.38	2.99	9.53	9.52
(i) Loans	0.21	0.45	0.71	0.76
(i) Other financial assets	0.23	0.57	0.71	1.05
Other current assets	2.06	3.37	21.80	38.01
TOTAL CURRENT ASSETS	333.01	616.80	830.33	1,537.95
TOTAL ASSETS	476.55	925.83	1,288.70	2,195.45

BALANCE SHEET (2/2)

(₹ Mn)

Particulars	FY19	FY20	FY21	FY22
EQUITY AND LIABILITIES				
EQUITY				
Equity share capital	20.00	164.56	164.56	246.83
Other equity	85.25	189.73	398.89	602.35
TOTAL EQUITY	105.25	354.29	563.44	849.18
LIABILITIES				
NON-CURRENT LIABILITIES				
Financial liabilities				
(i) Borrowings	171.90	51.23	152.45	253.16
Provisions	0.90	1.88	3.34	4.08
Deferred tax liabilities (net)	-	-	0.23	-
Other non-current liabilities	8.63	12.31	16.95	22.41
TOTAL NON-CURRENT LIABILITIES	181.43	65.41	172.97	279.65
CURRENT LIABILITIES				
Financial liabilities				
(i) Borrowings	31.56	150.54	116.78	116.12
(i) Trade payables				
- Total outstanding dues of micro and small enterprise	0.66	-	-	-
- Total outstanding dues of other than micro and small enterprise	128.27	332.04	391.27	913.70
(i) Other financial liabilities	0.55	0.05	0.49	0.67
Other current liabilities	27.28	20.90	40.91	31.58
Provisions	0.00	0.01	0.12	0.20
Current tax liabilities (net)	1.55	2.59	2.72	4.35
TOTAL CURRENT LIABILITIES	189.87	506.13	552.29	1,066.62
TOTAL EQUITY AND LIABILITIES	476.55	925.83	1,288.70	2,195.45

SAFE HARBOUR

No representation or warranty, express or implied, is made as to, and no reliance should be placed on, the fairness, accuracy, completeness or correctness of the information or opinions contained in this presentation. Such information and opinions are in all events not current after the date of this presentation. Certain statements made in this presentation may not be based on historical information or facts and may be "forward looking statements" based on the currently held beliefs and assumptions of the management of Dharmaj Crop Guard Limited ("the Company" or "Dharmaj"), which are expressed in good faith and in their opinion reasonable, including those relating to the Company's general business plans and strategy, its future financial condition and growth prospects and future developments in its industry and its competitive and regulatory environment. Forward-looking statements involve known and unknown risks, uncertainties and other factors, which may cause the actual results, financial condition, performance or achievements of the Company or industry results to differ materially from the results, financial condition, performance or achievements expressed or implied by such forward-looking statements, including future changes or developments in the Company's business, its competitive environment and political, economic, legal and social conditions. Further, past performance is not necessarily indicative of future results. Given these risks, uncertainties and other factors, viewers of this presentation are cautioned not to place undue reliance on these forward-looking statements. The Company disclaims any obligation to update these forward-looking statements to reflect future events or developments. This presentation is for general information purposes only, without regard to any specific objectives, financial situations or informational needs of any particular person. This presentation does not constitute an offer or invitation to purchase or subscribe for any securities in any jurisdiction. No part of it should form the basis of or be relied upon in connection with any investment decision or any contract or commitment to purchase or subscribe for any securities. This presentation may not be copied or disseminated, in whole or in part, and in any manner.

FOR MORE INFORMATION CONTACT US



DHARMAJ CROP GUARD LIMITED

Mr. Vinay Joshi

Chief Financial Officer

cfo@dharmajcrop.com

079 2960 3735

W: www.dharmajcrop.com



TIL ADVISORS PRIVATE LIMITED

Investor Relations Advisor

Mr. Sayam Pokharna

Director

sayam@theinvestmentlab.in

+91 94266 60791

DHARMAJ CROP GUARD LIMITED

