



6<sup>th</sup> November, 2024

**Listing Department**  
National Stock Exchange of India Limited  
Exchange Plaza,  
Plot No. C/1, G. Block,  
Bandra- Kurla Complex,  
Bandra East, Mumbai-400 051

**The Department of Corporate Services-Listing**  
The BSE Ltd.  
Phiroze Jeejeebhoy Towers,  
Dalal Street,  
Mumbai- 400 001

**Scrip Code : 507717**

**Symbol- DHANUKA**

**Sub: Outcome of the Board Meeting – 06<sup>th</sup> November, 2024**

**Ref: Intimation under Regulations 30 and 33 of the SEBI (Listing Obligations and Disclosure Requirements) Regulations, 2015 (“Listing Regulations”)**

Dear Sir,

This has reference to our letter dated 29<sup>th</sup> October, 2024 giving Notice of the Board Meeting to consider and approve the Un- Audited Financial Results of the Company for the Quarter and Half-Year ended September 30, 2024.

Pursuant to Regulations 30 of the SEBI (Listing Obligations and Disclosure Requirements) Regulations, 2015, we are pleased to inform you that the Board of Directors, at their Meeting held today i.e. **Wednesday, November 6, 2024**, has inter-alia, considered and approved the following matters:

1. Un-Audited Standalone and Consolidated Financial Results of the Company for the Quarter and Half-Year ended September 30, 2024 (*Copy of Results along with Limited Review Report are attached herewith as **Annexure A***)
2. Appointment of Mr. Himanshu Singhal as Chief Internal Auditor of the Company.

*The disclosure with respect to the above appointment as required under Regulation 30 of the Listing Regulations read with SEBI Circular No. SEBI/HO/CFD/CFD-PoD1/P/CIR/2023/123 dated July 13, 2023, is enclosed herewith as **Annexure - B**.*

These are also being made available on the website of the Company at [www.dhanuka.com](http://www.dhanuka.com)

***The Meeting of the Board of Directors commenced at 11:00 A.M. and concluded at 12:45 P.M.***

Please take the above information in your record.

Thanking you,

**For Dhanuka Agritech Limited**

JITIN Digitally signed  
by JITIN SADANA  
Date: 2024.11.06  
12:53:40 +0530  
SADANA

**Jitin Sadana**  
Company Secretary and Compliance Officer  
FCS-7612

**Encl: a/a**

**Registered & Corporate Office:** Global Gateway Towers, Near Guru Dronacharya Metro Station,  
MG Road, Gurugram-122002, Haryana

Tel: +91-124-434-5000, Email: [headoffice@dhanuka.com](mailto:headoffice@dhanuka.com), Website: [www.dhanuka.com](http://www.dhanuka.com)

**CIN: L24219HR1985PLC122802**

# SS KOTHARI MEHTA & CO. LLP

CHARTERED ACCOUNTANTS

## Independent Auditor's Limited Review Report on the Quarterly and Year To Date Unaudited Standalone Financial Results of Dhanuka Agritech Limited Pursuant to Regulation 33 of the SEBI (Listing Obligation and Disclosure Requirements) Regulations, 2015, as amended

To  
The Board of Directors of  
Dhanuka Agritech Limited

We have reviewed the accompanying Statement of unaudited standalone financial results of **Dhanuka Agritech Limited** ("the Company") for the quarter ended September 30, 2024 and Year to date from April 01, 2024 to September 30, 2024 ("the "Statement") attached herewith, being submitted by the Company pursuant to the requirement of regulation 33 of the Securities and Exchange Board of India (Listing Obligations and Disclosure Requirements) Regulations, 2015, as amended (the "Listing Regulations").

This statement, which is the responsibility of the Company's Management and has been approved by the Board of Directors, has been prepared in accordance with the recognition and measurement principles laid down in Indian Accounting Standard 34, "Interim Financial Reporting" (Ind AS 34), prescribed under Section 133 of the Companies Act, 2013 ("the Act") read with rules issued thereunder and other accounting principles generally accepted in India. Our responsibility is to issue a report on the Statement based on our review.

We conducted our review of the Statement in accordance with the Standard on Review Engagements (SRE) 2410, "Review of Interim Financial Information Performed by the Independent Auditor of the Entity" issued by the Institute of Chartered Accountants of India. This standard requires that we plan and perform the review to obtain moderate assurance as to whether the Statement is free of material misstatement. A review is limited primarily to inquiries of company personnel and analytical procedures applied to financial data and thus provides less assurance than an audit. We have not performed an audit and, accordingly, we do not express an audit opinion.

Based on our review conducted as above, nothing has come to our attention that causes us to believe that the accompanying Statement of unaudited standalone financial results prepared in accordance with applicable Indian Accounting Standards prescribed under section 133 of the Companies Act, 2013 read with relevant rules issued thereunder and other recognized accounting practices and policies has not disclosed the information required to be disclosed in terms of Regulation 33 of the SEBI (Listing Obligations and Disclosure Requirements) Regulations, 2015, as amended including the manner in which it is to be disclosed, or that it contains any material misstatement.

For S S Kothari Mehta & Co. LLP  
Chartered Accountants  
Firm Registration No. 000756N/N500441



**Jalaj Soni**  
Partner  
Membership No. 528799  
UDIN: 24528799 B KD III 8896


Place: Gurugram  
Date: November 06, 2024

**STATEMENT OF UNAUDITED STANDALONE FINANCIAL RESULTS FOR THE QUARTER AND HALF YEAR ENDED 30TH SEPTEMBER, 2024**  
(₹ In lacs)

S.No	Particulars	Quarter Ended			Half Year Ended		Year Ended
		30.09.2024	30.06.2024	30.09.2023	30.09.2024	30.09.2023	31.03.2024
		(Unaudited)	(Unaudited)	(Unaudited)	(Unaudited)	(Unaudited)	(Audited)
I	Revenue from Operations	65,427.84	49,357.81	61,791.67	1,14,785.65	98,698.81	1,75,854.39
II	Other income	1,080.13	713.48	575.78	1,793.61	1,240.14	3,496.08
<b>III</b>	<b>Total Income (I+II)</b>	<b>66,507.97</b>	<b>50,071.29</b>	<b>62,367.45</b>	<b>1,16,579.26</b>	<b>99,938.95</b>	<b>1,79,350.47</b>
<b>IV</b>	<b>Expenses</b>						
a)	Cost of materials consumed	33,588.08	29,354.20	23,975.57	62,942.28	46,906.41	89,995.30
b)	Purchase of Stock In Trade	4,968.51	7,737.37	5,698.02	12,705.88	14,076.12	20,785.49
c)	Changes in inventories of finished goods, work-in progress and Stock In Trade	(728.52)	(4,840.05)	7,221.57	(5,568.57)	707.06	(3,561.43)
d)	Employee benefit expenses	4,672.04	4,279.85	4,409.06	8,951.89	7,817.89	15,535.88
e)	Finance costs	105.12	83.43	75.75	188.55	164.92	308.67
f)	Depreciation and amortisation expense	1,267.20	1,227.89	988.25	2,495.09	1,450.73	4,056.36
g)	Other expenses	6,969.67	5,654.31	6,329.17	12,623.98	10,672.50	20,354.76
	<b>Total Expenses</b>	<b>50,842.10</b>	<b>43,497.00</b>	<b>48,697.39</b>	<b>94,339.10</b>	<b>81,795.63</b>	<b>1,47,475.03</b>
<b>V</b>	<b>Profit/(Loss) Before Exceptional Items and Tax (III-IV)</b>	<b>15,665.87</b>	<b>6,574.29</b>	<b>13,670.06</b>	<b>22,240.16</b>	<b>18,143.32</b>	<b>31,875.44</b>
VI	Exceptional items	-	-	-	-	-	-
<b>VII</b>	<b>Profit/(Loss) Before Tax (V-VI)</b>	<b>15,665.87</b>	<b>6,574.29</b>	<b>13,670.06</b>	<b>22,240.16</b>	<b>18,143.32</b>	<b>31,875.44</b>
<b>VIII</b>	<b>Tax expenses</b>						
a)	Current Tax	3,938.35	1,766.66	3,330.26	5,705.01	4,493.50	8,035.41
b)	Tax of earlier year provided / (written back)	-	-	-	-	-	(341.64)
c)	Deferred Tax	(24.30)	(81.88)	162.92	(106.18)	179.01	272.40
<b>IX</b>	<b>Profit/(loss) for the period (VII-VIII)</b>	<b>11,751.82</b>	<b>4,889.51</b>	<b>10,176.88</b>	<b>16,641.33</b>	<b>13,470.81</b>	<b>23,909.27</b>
<b>X</b>	<b>Other Comprehensive Income</b>						
A	(i) Items that will not be reclassified to profit or loss	-	-	-	-	-	141.05
	(ii) Income tax relating to items that will not be reclassified to profit or loss	-	-	-	-	-	(35.50)
B	(i) Items that will be reclassified to profit or loss	-	-	-	-	-	-
	(ii) Income tax relating to items that will be reclassified to profit or loss	-	-	-	-	-	-
	<b>Total Other Comprehensive Income /(Loss) for the period</b>	<b>-</b>	<b>-</b>	<b>-</b>	<b>-</b>	<b>-</b>	<b>105.55</b>
<b>XI</b>	<b>Total Comprehensive Income for the period (IX+X)</b>	<b>11,751.82</b>	<b>4,889.51</b>	<b>10,176.88</b>	<b>16,641.33</b>	<b>13,470.81</b>	<b>24,014.82</b>
XII	Paid-up equity share capital [Face value of ₹ 2 per share]	901.57	911.57	911.57	901.57	911.57	911.57
XIII	Other Equity as per audited Balance Sheet			-			1,24,676.01
<b>XIV</b>	<b>Earning per share* (in ₹)</b>						
a)	Basic EPS	25.83	10.73	22.33	36.56	29.56	52.46
b)	Diluted EPS	25.83	10.73	22.33	36.56	29.56	52.46



See accompanying notes to the financial results

\*Actuals for the quarter and half year not annualised



## STANDALONE UNAUDITED BALANCE SHEET AS AT 30TH SEPTEMBER, 2024

Particulars	(₹ In Lacs)	
	As at	
	Sep 30,2024 (Unaudited)	Mar 31,2024 (Audited)
<b>I Assets</b>		
<b>1 Non-current assets</b>		
a Property,Plant and Equipment	30,747.99	32,123.42
b Investment Property	1,553.65	1,592.54
c Capital work in progress	2,817.51	2,824.63
d Other Intangible assets	149.87	89.93
e Financial Assets		
i) Investments	17,036.49	16,781.38
ii) Loans	15.00	17.92
iii) Other financial assets	3,210.56	1,590.16
f Other non-current assets	295.16	313.98
<b>Total Non-Current assets</b>	<b>55,826.23</b>	<b>55,333.96</b>
<b>2 Current assets</b>		
a Inventories	48,300.90	41,788.94
b Financial Assets		
i) Investments	1,601.39	7,183.98
ii) Trade receivables	60,474.78	34,677.28
iii) Cash and cash equivalents	181.40	50.91
iv) Bank balances other than (iii) above	87.20	79.93
v) Loans	1,914.16	2,583.21
vi) Other financial assets	6,239.11	8,805.31
c Other current assets	7,743.74	7,410.36
<b>Total Current assets</b>	<b>1,26,542.68</b>	<b>1,02,579.92</b>
<b>Total Assets</b>	<b>1,82,368.91</b>	<b>1,57,913.88</b>
<b>II EQUITY AND LIABILITIES</b>		
<b>1 Equity</b>		
a Equity Share Capital	901.57	911.57
b Other Equity	1,26,265.38	1,24,676.01
<b>Total equity</b>	<b>1,27,166.95</b>	<b>1,25,587.58</b>
<b>LIABILITIES</b>		
<b>2 Non-current liabilities</b>		
a Financial Liabilities		
i) Lease Liability	2,289.60	2,245.72
ii) Other financial liabilities	1,623.33	1,573.96
b Provisions	45.14	180.93
c Deferred tax liabilities (Net)	405.25	511.44
<b>Total non-current liabilities</b>	<b>4,363.32</b>	<b>4,512.05</b>
<b>3 Current liabilities</b>		
a Financial Liabilities		
i) Borrowings	5,682.33	46.81
ii) Lease Liability	461.48	405.32
iii) Trade payables		
a)total outstanding dues of micro enterprises and small enterprises	812.27	595.23
b)total outstanding dues of creditors other than micro enterprises and small enterprises	19,153.94	14,354.01
iv) Other financial liabilities	19,685.94	8,030.55
b Other current liabilities	2,361.80	3,538.94
c Provisions	11.48	11.48
d Current Tax Liabilities (Net)	2,669.40	831.91
<b>Total current liabilities</b>	<b>50,838.64</b>	<b>27,814.25</b>
<b>Total Equity and Liabilities</b>	<b>1,82,368.91</b>	<b>1,57,913.88</b>

## STANDALONE UNAUDITED STATEMENT OF CASH FLOWS FOR THE HALF YEAR ENDED 30TH SEPTEMBER, 2024

PARTICULARS	(₹ In Lacs)	
	Half Year Ended	
	Sep 30,2024 (Unaudited)	Sep 30,2023 (Unaudited)
<b>A. CASH FLOW FROM OPERATING ACTIVITIES</b>		
<b>Profit / (Loss) Before Tax</b>	<b>22,240.16</b>	<b>18,143.32</b>
Adjustments for:		
Depreciation, amortization and impairment expenses	2,495.09	1,450.73
Net (Gain)/Loss on Sale of Property, Plant and Equipment	(369.97)	2.21
Finance Costs	188.55	164.92
Interest Income	(849.49)	(825.08)
Net (Gain)/Loss on Sale of Investments	(142.85)	(3.45)
Net (Gain)/Loss on Investments measured at fair value through profit or loss	(341.63)	(353.14)
Allowance for Bad and Doubtful debts & Advances	64.40	39.90
Property, Plant and Equipment Written off	-	0.37
Liabilities No Longer Required, Written Back	(0.47)	(7.49)
Forex Fluctuation on Translation of Assets & Liabilities	(2.96)	5.41
<b>Operating Profit/(loss) before Working Capital changes</b>	<b>23,280.83</b>	<b>18,617.70</b>
(Increase) / Decrease in Trade Receivables	(25,879.51)	(19,097.81)
(Increase) / Decrease in Current financial assets - Loans	(30.95)	(23.67)
(Increase) / Decrease in Non Current financial assets - Loans	2.93	22.80
(Increase) / Decrease in Other Current financial assets	1,104.38	(425.79)
(Increase) / Decrease in Other Non Current financial assets	(17.88)	(147.50)
(Increase) / Decrease in Other Current assets	(333.38)	(715.60)
(Increase) / Decrease in Other Non Current assets	6.89	9.88
(Increase)/Decrease in Inventories	(6,511.96)	983.74
Increase / (Decrease) in Trade Payables	5,020.25	(2,256.88)
Increase / (Decrease) in Other Current Financial Liabilities	12,104.11	10,211.37
Increase / (Decrease) in Other Non Current Financial Liabilities	49.37	69.44
Increase / (Decrease) in Other Current Provisions	-	-
Increase / (Decrease) in Other Non Current Provisions	(135.78)	(194.61)
Increase / (Decrease) in Other Current Liabilities	(1,177.01)	(981.99)
<b>Cash generated (used) in /from Operations before tax</b>	<b>7,482.29</b>	<b>6,071.08</b>
Net Direct Taxes paid (Net of Refunds)	(3,867.53)	(3,322.84)
<b>Net cash flow (used) in/ from Operating Activities</b>	<b>3,614.76</b>	<b>2,748.24</b>
<b>B. CASH FLOW FROM INVESTING ACTIVITIES</b>		
Acquisition of Property, Plant and Equipment (Including Adjustment on account of Intangible Assets, Capital work in Progress, Capital Creditors and Capital Advances)	(1,340.73)	(5,816.55)
Proceeds from sale of Property, Plant and Equipment	461.01	13.69
Loan Given to Corporate and Other	(300.00)	(1,500.00)
Repayment of Loan Given to Corporate and Other	1,000.00	42.61
Investment and Redemption in Bank Deposits (Net)	0.65	101.15
Purchase and sale of Investments (Net)	5,829.57	5,096.27
Interest Received	708.14	513.66
<b>Net cash (used) in/ from Investing Activities</b>	<b>6,358.64</b>	<b>(1,549.17)</b>
<b>Net cash (used) in/ from Operating and Investing Activities</b>	<b>9,973.40</b>	<b>1,199.07</b>
<b>C. CASH FLOW FROM FINANCING ACTIVITIES</b>		
Short Term Borrowings (Net)	5,635.52	(80.96)
Payment of Principal portion of Lease Liabilities	(227.91)	(224.03)
Payment of Dividend	(2,734.70)	(911.57)
Buy Back of Shares	(10,000.00)	-
Taxes on Buy Back of Shares	(2,327.27)	-
Interest Paid	(188.55)	(164.92)
<b>Net cash (used) in/ from Financing Activities</b>	<b>(9,842.91)</b>	<b>(1,381.48)</b>
<b>Net cash (used) in/ from Operating, Investing &amp; Financing Activities</b>	<b>130.49</b>	<b>(182.41)</b>
Opening balance of Cash and Cash equivalent	50.91	347.91
<b>Closing balance of Cash &amp; Cash equivalent</b>	<b>181.40</b>	<b>165.50</b>


**Note:** Cash and cash equivalents included in the Cash Flow Statement comprise of the following

i) **Cash Balance on Hand**

ii) **Balance with Banks :**

-In Current Accounts

- Cheques in hand

**Total**

151.97

160.45

29.43

5.05

-

-

**181.40**

**165.50**

**Notes:**

- 1 The above Unaudited Financial Results were reviewed by the Audit Committee and thereafter approved and taken on record by the Board of Directors in their Meeting held on 6th November, 2024. The Statutory Auditors of the Company have conducted a "Limited Review" of the above Financial Results for the quarter and half year ended 30th September, 2024.
- 2 Financial Results for all the periods presented have been prepared in accordance with the recognition and measurement principles of Ind AS notified under the Companies (Indian Accounting Standards) Rules, 2015 as amended from time to time.
- 3 The demand of Company's products depends on monsoon, pest infestation and crop patterns. Hence there may be variations in the Results from one period to another period.
- 4 The Company has only one reportable Business segment viz. "Agro Chemicals"
- 5 During the quarter ended 30th September, 2024, the Company has bought back its 5,00,000 fully paid up equity shares, representing 1.10% of the total issued and paid up equity share capital of the Company @ Rs. 2000/- per equity share aggregating to an amount of Rs. 100.00 Crores and extinguished those shares on 11th September, 2024. Consequently, Paid up Share Capital has been reduced by Rs.10,00,000.
- 6 The Results can also be viewed at our website [www.dhanuka.com](http://www.dhanuka.com) and on the website of BSE & NSE where the Company's shares are listed i.e. at [www.bseindia.com](http://www.bseindia.com) and [www.nseindia.com](http://www.nseindia.com) respectively. Any query from investors can be sent on email at [investors@dhanuka.com](mailto:investors@dhanuka.com)

For and on behalf of  
Dhanuka Agritech Limited



(M.K. Dhanuka)  
Chairman  
DIN : 00628039

Place : Gurugram (Haryana)

Dated : 06th November, 2024

**Independent Auditor's Limited Review Report on the Quarterly and Year To Date Unaudited Consolidated Financial Results of Dhanuka Agritech Limited Pursuant to the Regulation 33 of the SEBI (Listing Obligations and Disclosure Requirements) Regulations, 2015, as amended**

To  
The Board of Directors of  
Dhanuka Agritech Limited

1. We have reviewed the accompanying Statement of Consolidated Unaudited Financial Results of **Dhanuka Agritech Limited** ("the Parent") and its subsidiary (the Parent and its subsidiary together referred to as "the Group"), for the quarter ended September 30, 2024 and Year to date from April 01, 2024 to September 30, 2024 ("the Statement"), being submitted by the Parent pursuant to the requirement of Regulation 33 of the Securities and Exchange Board of India (Listing Obligations and Disclosure Requirements) Regulations, 2015, as amended (the "Listing Regulations").
2. This Statement, which is the responsibility of the Parent's Management and approved by the Parent's Board of Directors, has been prepared in accordance with the recognition and measurement principles laid down in Indian Accounting Standard 34, "Interim Financial Reporting" ("Ind AS 34"), prescribed under Section 133 of the Companies Act, 2013 read with relevant rules issued thereunder and other accounting principles generally accepted in India. Our responsibility is to express a conclusion on the Statement based on our review.
3. We conducted our review of the Statement in accordance with the Standard on Review Engagements (SRE) 2410, "Review of Interim Financial Information Performed by the Independent Auditor of the Entity" issued by the Institute of Chartered Accountants of India. A review of interim financial information consists of making inquiries, primarily of persons responsible for financial and accounting matters, and applying analytical and other review procedures. A review is substantially less in scope than an audit conducted in accordance with Standards on Auditing and consequently does not enable us to obtain assurance that we would become aware of all significant matters that might be identified in an audit. Accordingly, we do not express an audit opinion.

We also performed procedures in accordance with the circular issued by the SEBI under Regulation 33 (8) of the Listing Regulations, as amended, to the extent applicable.

4. The Statement includes the results of the following entity :-

**Subsidiary:-**

- i. Dhanuka Chemicals Private Limited (Struck-off w.e.f. 16<sup>th</sup> July, 2024). Also Refer paragraph Below.

5. Based on our review conducted and procedures performed as stated in paragraph 3 above nothing has come to our attention that causes us to believe that the accompanying Statement, prepared in accordance with the recognition and measurement principles laid down in the aforesaid Indian Accounting Standard and other accounting principles generally accepted in India, has not disclosed the information required to be disclosed in terms of Regulation 33 of the SEBI (Listing Obligations and Disclosure Requirements) Regulations, 2015, as amended including the manner in which it is to be disclosed, or that it contains any material misstatement.



**SS KOTHARI MEHTA  
& CO. LLP**  
CHARTERED ACCOUNTANTS

6. As per the information & explanations given to us, the wholly owned subsidiary of the company, Dhanuka Chemicals Private Limited (DCPL) has been Struck-off and has no operations for the quarter ended September 30, 2024. The DCPL made a voluntary application with the jurisdictional Registrar of Companies ("ROC"), to strike off its name from the register of companies. Consequently, the name of DCPL has been struck off from the record of ROC w.e.f. 16<sup>th</sup> July, 2024 and it ceased to be the Wholly Owned Subsidiary of the Company.. (Refer note no.05 of the statement). Therefore, the Statement does not include any financial results for this subsidiary for the quarter ended September 30, 2024 & period from April 1, 2024 to September 30, 2024.

Our conclusion on the Statement is not modified in respect of the above matter.

For **S S Kothari Mehta & Co. LLP**  
Chartered Accountants  
Firm Reg. No. – 000756N/N500441

*Jalaj Soni*



**Jalaj Soni**  
Partner  
Membership No. 528799


UDIN: 24528799 BKDJIIJ9468

Place: Gurugram  
Date: November 06, 2024

## STATEMENT OF UNAUDITED CONSOLIDATED FINANCIAL RESULTS FOR THE QUARTER AND HALF YEAR ENDED 30TH SEPTEMBER, 2024



S.No		Particulars	Quarter Ended			Half Year Ended		Year Ended
			30.09.2024 (Unaudited)	30.06.2024 (Unaudited)	30.09.2023 (Unaudited)	30.09.2024 (Unaudited)	30.09.2023 (Unaudited)	31.03.2024 (Audited)
( <i>₹ In lacs</i> )								
I		Revenue from Operations	65,427.84	49,357.81	61,791.67	1,14,785.65	98,698.81	1,75,854.39
II		Other income	1,080.13	713.48	575.78	1,793.61	1,240.14	3,496.08
<b>III</b>		<b>Total Income (I+II)</b>	<b>66,507.97</b>	<b>50,071.29</b>	<b>62,367.45</b>	<b>1,16,579.26</b>	<b>99,938.95</b>	<b>1,79,350.47</b>
<b>IV</b>		<b>Expenses</b>						
a)		Cost of materials consumed	33,588.08	29,354.20	23,975.57	62,942.28	46,906.41	89,995.30
b)		Purchase of Stock In Trade	4,968.51	7,737.37	5,698.02	12,705.88	14,076.12	20,785.49
c)		Changes in inventories of finished goods, work-in progress and Stock In Trade	(728.52)	(4,840.05)	7,221.57	(5,568.57)	707.06	(3,561.43)
d)		Employee benefit expenses	4,672.04	4,279.85	4,409.06	8,951.89	7,817.89	15,535.88
e)		Finance costs	105.12	83.43	75.75	188.55	164.92	308.67
f)		Depreciation and amortisation expense	1,267.20	1,227.89	988.25	2,495.09	1,450.73	4,056.36
g)		Other expenses	6,969.67	5,654.31	6,329.17	12,623.98	10,672.50	20,354.78
		<b>Total Expenses</b>	<b>50,842.10</b>	<b>43,497.00</b>	<b>48,697.39</b>	<b>94,339.10</b>	<b>81,795.63</b>	<b>1,47,475.05</b>
<b>V</b>		<b>Profit/(Loss) Before Exceptional Items and Tax (III-IV)</b>	<b>15,665.87</b>	<b>6,574.29</b>	<b>13,670.06</b>	<b>22,240.16</b>	<b>18,143.32</b>	<b>31,875.42</b>
VI		Exceptional items	-	-	-	-	-	-
<b>VII</b>		<b>Profit/(Loss) Before Tax (V-VI)</b>	<b>15,665.87</b>	<b>6,574.29</b>	<b>13,670.06</b>	<b>22,240.16</b>	<b>18,143.32</b>	<b>31,875.42</b>
<b>VIII</b>		<b>Tax expenses</b>						
a)		Current Tax	3,938.35	1,766.66	3,330.26	5,705.01	4,493.50	8,035.41
b)		Tax of earlier year provided / (written back)	-	-	-	-	-	(341.64)
c)		Deferred Tax	(24.30)	(81.88)	162.92	(106.18)	179.01	272.40
<b>IX</b>		<b>Profit/(loss) for the period (VII-VIII)</b>	<b>11,751.82</b>	<b>4,889.51</b>	<b>10,176.88</b>	<b>16,641.33</b>	<b>13,470.81</b>	<b>23,909.25</b>
<b>X</b>		<b>Other Comprehensive Income</b>						
A		(i) Items that will not be reclassified to profit or loss	-	-	-	-	-	141.05
		(ii) Income tax relating to items that will not be reclassified to profit or loss	-	-	-	-	-	(35.50)
B		(i) Items that will be reclassified to profit or loss	-	-	-	-	-	-
		(ii) Income tax relating to items that will be reclassified to profit or loss	-	-	-	-	-	-
		<b>Total Other Comprehensive Income /(Loss) for the period</b>	<b>-</b>	<b>-</b>	<b>-</b>	<b>-</b>	<b>-</b>	<b>105.55</b>
<b>XI</b>		<b>Total Comprehensive Income for the period (IX+X)</b>	<b>11,751.82</b>	<b>4,889.51</b>	<b>10,176.88</b>	<b>16,641.33</b>	<b>13,470.81</b>	<b>24,014.80</b>
XII		Paid-up equity share capital [Face value of ₹ 2 per share]	901.57	911.57	911.57	901.57	911.57	911.57
XIII		Other Equity as per audited Balance Sheet						1,24,675.01
<b>XIV</b>		<b>Earning per share* (in ₹)</b>						
a)		Basic EPS	25.83	10.73	22.33	36.56	29.56	52.46
b)		Diluted EPS	25.83	10.73	22.33	36.56	29.56	52.46

See accompanying notes to the financial results  
\*Actuals for the quarter and half year not annualised



**CONSOLIDATED UNAUDITED BALANCE SHEET AS AT 30TH SEPTEMBER, 2024**

Particulars	(₹ In Lacs)	
	As at	
	Sep 30,2024 (Unaudited)	Mar 31,2024 (Audited)
<b>I Assets</b>		
<b>1 Non-current assets</b>		
a Property, Plant and Equipment	30,747.99	32,123.42
b Investment Property		1,592.54
c Capital work in progress	1,553.65	2,824.63
d Other Intangible assets	2,817.51	89.93
e Financial Assets	149.87	
i) Investments		
ii) Loans	17,036.49	16,780.38
iii) Other financial assets	15.00	17.92
f Other non-current assets	3,210.56	1,590.16
Total Non-Current assets	295.16	313.98
	<b>55,826.23</b>	<b>55,332.96</b>
<b>2 Current assets</b>		
a Inventories		41,788.94
b Financial Assets	48,300.90	
i) Investments		
ii) Trade receivables	1,601.39	7,183.98
iii) Cash and cash equivalents	60,474.78	34,677.28
iv) Bank balances other than (iii) above	181.40	50.91
v) Loans	87.20	79.93
vi) Other financial assets	1,914.16	2,583.21
c Other current assets	6,239.11	8,805.31
Total Current assets	7,743.74	7,410.36
<b>Total Assets</b>	<b>1,26,542.68</b>	<b>1,02,579.92</b>
	<b>1,82,368.91</b>	<b>1,57,912.88</b>
<b>II EQUITY AND LIABILITIES</b>		
<b>1 Equity</b>		
a Equity Share Capital		911.57
b Other Equity	901.57	911.57
<b>Total equity</b>	1,26,265.38	1,24,675.01
	<b>1,27,166.95</b>	<b>1,25,586.58</b>
<b>LIABILITIES</b>		
<b>2 Non-current liabilities</b>		
a Financial Liabilities		
i) Lease Liability	2,289.60	2,245.72
ii) Other financial liabilities	1,623.33	1,573.96
b Provisions	45.14	180.93
c Deferred tax liabilities (Net)	405.25	511.44
<b>Total non-current liabilities</b>	4,363.32	4,512.05
<b>3 Current liabilities</b>		
a Financial Liabilities		
i) Borrowings	5,682.33	46.81
ii) Lease Liability	461.48	405.32
iii) Trade payables		
a) total outstanding dues of micro enterprises and small enterprises	812.27	595.23
b) total outstanding dues of creditors other than micro enterprises and small enterprises	19,153.94	14,354.01
iv) Other financial liabilities	19,685.94	8,030.55
b Other current liabilities	2,361.80	3,538.94
c Provisions	11.48	11.48
d Current Tax Liabilities (Net)	2,669.40	831.91
<b>Total current liabilities</b>	50,838.64	27,814.25
<b>Total Equity and Liabilities</b>	<b>1,82,368.91</b>	<b>1,57,912.88</b>

## CONSOLIDATED UNAUDITED STATEMENT OF CASH FLOWS FOR THE HALF YEAR ENDED 30TH SEPTEMBER, 2024

(₹ In Lacs)

PARTICULARS	Half Year Ended	
	Sep 30,2024	Sep 30,2023
	(Unaudited)	(Unaudited)
<b>A. CASH FLOW FROM OPERATING ACTIVITIES</b>		
<b>Profit / (Loss) Before Tax</b>	<b>22,240.16</b>	<b>18,143.32</b>
Adjustments for:		
Depreciation, amortization and impairment expenses	2,495.09	1,450.73
Net (Gain)/Loss on Sale of Property, Plant and Equipment	(369.97)	2.21
Finance Costs	188.55	164.92
Interest Income	(849.49)	(825.08)
Net (Gain)/Loss on Sale of Investments	(142.85)	(3.45)
Net (Gain)/Loss on Investments measured at fair value through profit or loss	(341.63)	(353.14)
Allowance for Bad and Doubtful debts & Advances	64.40	39.90
Property, Plant and Equipment Written off	-	0.37
Liabilities No Longer Required, Written Back	(0.47)	(7.49)
Forex Fluctuation on Translation of Assets & Liabilities	(2.96)	5.41
<b>Operating Profit/(loss) before Working Capital changes</b>	<b>23,280.83</b>	<b>18,617.70</b>
(Increase) / Decrease in Trade Receivables	(25,879.51)	(19,097.81)
(Increase) / Decrease in Current financial assets - Loans	(30.95)	(23.67)
(Increase) / Decrease in Non Current financial assets - Loans	2.93	22.80
(Increase) / Decrease in Other Current financial assets	1,104.38	(425.79)
(Increase) / Decrease in Other Non Current financial assets	(17.88)	(147.50)
(Increase) / Decrease in Other Current assets	(333.38)	(715.60)
(Increase) / Decrease in Other Non Current assets	6.89	9.88
(Increase)/Decrease in Inventories	(6,511.96)	983.74
Increase / (Decrease) in Trade Payables	5,020.25	(2,256.88)
Increase / (Decrease) in Other Current Financial Liabilities	12,104.11	10,211.12
Increase / (Decrease) in Other Non Current Financial Liabilities	49.37	69.44
Increase / (Decrease) in Other Current Provisions	-	-
Increase / (Decrease) in Other Non Current Provisions	(135.78)	(194.61)
Increase / (Decrease) in Other Current Liabilities	(1,177.01)	(981.99)
<b>Cash generated (used) in /from Operations before tax</b>	<b>7,482.29</b>	<b>6,070.83</b>
Net Direct Taxes paid (Net of Refunds)	(3,867.53)	(3,322.84)
<b>Net cash flow (used) in/ from Operating Activities</b>	<b>3,614.76</b>	<b>2,747.99</b>
<b>B. CASH FLOW FROM INVESTING ACTIVITIES</b>		
Acquisition of Property, Plant and Equipment (Including Adjustment on account of Intangible Assets, Capital work in Progress, Capital Creditors and Capital Advances)	(1,340.73)	(5,816.55)
Proceeds from sale of Property, Plant and Equipment	461.01	13.69
Loan Given to Corporate and Other	(300.00)	(1,500.00)
Repayment of Loan Given to Corporate and Other	1,000.00	42.61
Investment and Redemption in Bank Deposits (Net)	0.65	101.15
Purchase and sale of Investments (Net)	5,829.57	5,096.27
Interest Received	708.14	513.66
<b>Net cash (used) in/ from Investing Activities</b>	<b>6,358.64</b>	<b>(1,549.17)</b>
<b>Net cash (used) in/ from Operating and Investing Activities</b>	<b>9,973.40</b>	<b>1,198.82</b>
<b>C. CASH FLOW FROM FINANCING ACTIVITIES</b>		
Short Term Borrowings (Net)	5,635.52	(80.96)
Payment of Principal portion of Lease Liabilities	(227.91)	(224.03)
Payment of Dividend	(2,734.70)	(911.57)
Buy Back of Shares	(10,000.00)	-
Taxes on Buy Back of Shares	(2,327.27)	-
Interest Paid	(188.55)	(164.92)
<b>Net cash (used) in/ from Financing Activities</b>	<b>(9,842.91)</b>	<b>(1,381.48)</b>
<b>Net cash (used) in/ from Operating, Investing &amp; Financing Activities</b>	<b>130.49</b>	<b>(182.66)</b>
Opening balance of Cash and Cash equivalent	50.91	348.30
<b>Closing balance of Cash &amp; Cash equivalent</b>	<b>181.40</b>	<b>165.64</b>


Note: Cash and cash equivalents included in the Cash Flow Statement comprise of the following

i) Cash Balance on Hand	151.97	160.45
ii) Balance with Banks :		
- In Current Accounts	29.43	5.19
- Cheques in hand	-	-
<b>Total</b>	<b>181.40</b>	<b>165.64</b>

**Notes:**

- 1 The above Unaudited Financial Results were reviewed by the Audit Committee and thereafter approved and taken on record by the Board of Directors in their Meeting held on 06th November, 2024. The Statutory Auditors of the Company have conducted a "Limited Review" of the above Financial Results for the quarter and half year ended 30th September, 2024.
- 2 Financial Results for all the periods presented have been prepared in accordance with the recognition and measurement principles of Ind AS notified under the Companies (Indian Accounting Standards) Rules, 2015 as amended from time to time.
- 3 The demand of Groups's products depends on monsoon, pest infestation and crop patterns. Hence there may be variations in the Results from one period to another period.
- 4 The Group has only one reportable Business segment viz. "Agro Chemicals"
- 5 The Board of Directors of Dhanuka Agritech Limited in its meeting held on 7th November, 2023 had approved the Strike off of its wholly owned subsidiary i.e. Dhanuka Chemicals Private Limited (DCPL). DCPL has filed an application for strike-off with the Registrar of Companies (ROC), NCT of Delhi and Haryana. The ROC has approved the strike off and the name of the Company has been struck off with effect from 16th July, 2024 from the Register of the Companies.
- 6 During the quarter ended 30th September, 2024, the Company has bought back its 5,00,000 fully paid up equity shares, representing 1.10% of the total issued and paid up equity share capital of the Company @ Rs. 2000/- per equity share aggregating to an amount of Rs. 100.00 Crores and extinguished those shares on 11th September, 2024. Consequently, Paid up Share Capital has been reduced by Rs.10,00,000.
- 7 The Results can also be viewed at our website [www.dhanuka.com](http://www.dhanuka.com) and on the website of BSE & NSE where the Company's shares are listed i.e. at [www.bseindia.com](http://www.bseindia.com) and [www.nseindia.com](http://www.nseindia.com) respectively. Any query from investors can be sent on email at [investors@dhanuka.com](mailto:investors@dhanuka.com).

For and on behalf of  
Dhanuka Agritech Limited



(M.K. Dhanuka)  
Chairman  
DIN : 00628039

Place : Gurugram (Haryana)  
Dated : 06th November, 2024

## Annexure B

	Particulars	Details
		<b>Mr. Himanshu Singhal</b>
1	Reasons for change viz appointment/ <del>reappointment, resignation, removal, death or otherwise</del>	Appointment as Chief Internal Auditor of the Company.
2.	Date of Appointment/ <del>Re-appointment &amp; term of appointment/ reappointment or otherwise</del>	With effect from 6 <sup>th</sup> November, 2024
3.	Brief Profile (in case of appointment)	Mr. Himanshu Singhal joined the Company on 24 <sup>th</sup> September, 2024 as Senior DGM- Internal Audit. He is a Member of the Institute of Chartered Accountants and has 13 years of rich experience in Internal Audit, SOX Compliance, Cost Optimization, risk management, internal controls, preparation of Standard Operating Procedures(SOPs), business process re-engineering, fraud and forensic investigations and ensuring Statutory Compliances. Prior to joining Dhanuka, he has worked towards building systems and procedures in organizations like Blackberrys Mohan Clothing, OYO, Lava International, Genpact, and East India Hotels.
4	Disclosure of relationship between directors (in case of appointment of a director	NA