

06.02.2025

To,
The Manager - Listing
National Stock Exchange of India Ltd.
Exchange Plaza, Bandra Kurla Complex
Bandra (East)
Mumbai - 400 051
Tel No. 022-2659 8237 /38
Symbol: DHAMPURSUG

The General Manager – DSC
BSE Limited
Phiroze Jeejeebhoy Towers,
Dalal Street, Fort,
Mumbai: 400001
Tel No. 022-22722039/37/3121
Security Code: 500119

Sub: Integrated Filing – Financials for the quarter ended December 31, 2024

Pursuant to SEBI Circular No. SEBI/HO/CFD/CFD-PoD-2/CIR/P/2024/185 dated December 31, 2024, read with BSE Circular No. 20250102-4 and NSE Circular No. NSE/CML/2025/02 dated January 02, 2025, we are submitting herewith Integrated Filing (Financial) for the quarter ended on December 31, 2024.

The above information is also being uploaded on the website of the Company i.e. www.dhampursugar.com.

You are requested to take the above information on record

Thanking you,
For Dhampur Sugar Mills Limited

Aparna Goel
Company Secretary
M. No. 22787

**Quarterly Integrated Filing (Financial)
For Quarter ended December 31, 2024**

A. FINANCIAL RESULTS

Enclosed as **Annexure 1**

B. STATEMENT ON DEVIATION OR VARIATION FOR PROCEEDS OF PUBLIC ISSUE, RIGHTS ISSUE, PREFERENTIAL ISSUE, QUALIFIED INSTITUTIONS PLACEMENT ETC

Not Applicable

C. OUTSTANDING DEFAULT ON LOANS AND DEBT SECURITIES

There is no Outstanding default on Loans and Debt Securities as at December 31, 2024

D. DISCLOSURE OF RELATED PARTY TRANSACTIONS (applicable only for half-yearly filings i.e., 2nd and 4th quarter)

Not Applicable for this quarter

E. STATEMENT ON IMPACT OF AUDIT QUALIFICATIONS (FOR AUDIT REPORT WITH MODIFIED OPINION) SUBMITTED ALONG-WITH ANNUAL AUDITED FINANCIAL RESULTS (Standalone and Consolidated separately) (applicable only for Annual Filing i.e., 4th quarter)

Not Applicable for this quarter

Mittal Gupta & Co.
Chartered Accountants
10/437, Khalasi Lines,
Kanpur-208001

T R Chadha & Co LLP
Chartered Accountants
B-13, Sector 1, Noida
Uttar Pradesh-201301

Independent Auditor's Review Report on Review of Interim Unaudited Consolidated Financial Results of Dhampur Sugar Mills Limited for the quarter and nine months period ended December 31, 2024

To
The Board of Directors
Dhampur Sugar Mills Limited


1. We have reviewed the accompanying Statement of Unaudited Consolidated Financial Results of Dhampur Sugar Mills Limited ('the Parent') and its subsidiaries (the Parent and its subsidiaries together referred to as 'the Group') for the quarter and nine months period ended December 31, 2024, (hereinafter referred to as "the Statement"), being submitted by the company pursuant to the requirement of Regulation 33 read with Regulation 52 (4) of the SEBI (Listing Obligations and Disclosure Requirements) Regulations, 2015, as amended to date ("the Listing Regulation").
2. This Statement, which is the responsibility of the Parent's Management and has been approved by the Parent's Board of Directors, has been prepared in accordance with the recognition and measurement principles laid down in the Indian Accounting Standard 34, (Ind AS 34) "Interim Financial Reporting" prescribed under Section 133 of the Companies Act, 2013, read with relevant rules issued thereunder and other accounting principles generally accepted in India. Our responsibility is to express a conclusion on the Statement based on our review.
3. We conducted our review of the Statement in accordance with the Standard on Review Engagements (SRE) 2410 "Review of Interim Financial Information Performed by the Independent Auditor of the Entity", issued by the Institute of Chartered Accountants of India (ICAI). This Standard requires that we plan and perform the review to obtain moderate assurance as to whether the Statement is free of material misstatement. A review of interim financial information consists of making inquiries, primarily of the Parent's personnel responsible for financial and accounting matters, and applying analytical and other review procedures. A review is substantially less in scope than an audit conducted in accordance with Standards on Auditing specified under section 143(10) of the Companies Act, 2013 and consequently does not enable us to obtain assurance that we would become aware of all significant matters that might be identified in an audit. Accordingly, we do not express an audit opinion.

We also performed procedures in accordance with circular issued by the SEBI under Regulation 33(8) of the SEBI (Listing Obligations and Disclosure Requirements) Regulations, 2015, as amended, to the extent applicable.

4. The Statement includes the results of the following entities:
 - a. Dhampur Sugar Mills Limited, the Parent Company
 - b. E-HAAT Limited, a Subsidiary Company
 - c. DETS Limited, a Subsidiary Company
5. Based on our review conducted and procedures performed as stated in paragraph 3 above and based on the consideration of the review reports of the other auditors referred to in paragraph 6 below, nothing has come to our attention that causes us to believe that the Statement prepared in accordance with the recognition and measurement principles laid down in the aforesaid Indian Accounting Standard and other accounting principles generally accepted in India, has not disclosed the information required to be disclosed in terms of Regulation 33 and Regulation 52 (4) of Listing Regulations, including the manner in which it is to be disclosed, or that it contains any material misstatement.

Other Matters

6. We did not review the interim financial results of one subsidiary i.e., DETS Limited, included in the unaudited consolidated financial results, whose interim financial results reflect total revenue of ₹ 0.15 Crores and ₹ 0.45 Crores, total Net Profit after Tax of ₹ 0.12 Crores and ₹ 0.33 Crores and total comprehensive income of ₹ 0.12 Crores and ₹ 0.33 Crores for the quarter and nine months period ended on



December 31, 2024, as considered in these consolidated financial results. These interim financial results have been reviewed by another firm of Chartered Accountants whose Review Report, vide which they have issued an unmodified conclusion, has been furnished to us by the Management and our conclusion on the Statement, in so far as it relates to the amounts and disclosures included in respect of this subsidiary, is based solely on the report of such other auditor and the procedures performed by us as stated in paragraph 3 above.

7. The interim financial statements and other financial information of one subsidiary i.e., EHAAT Limited, included in the unaudited consolidated financial results, whose unaudited interim financial results reflect total revenue of ₹ 44.20 Crores and ₹ 105.40 Crores, total Net Profit/(loss) after Tax of ₹ 0.05 Crores and ₹ 0.23 Crores and total comprehensive income/(loss) of ₹ 0.05 Crores and ₹ 0.23 Crores for the quarter and nine months period ended on December 31, 2024, as considered in these consolidated financial results, have been reviewed by the Joint Auditors i.e. Mittal Gupta & Co., Chartered Accountants whose Review Report, vide which they have issued an unmodified conclusion, have been furnished to us by the Management and our conclusion on the Statement, in so far as it relates to the amounts and disclosures included in respect of this subsidiary, is based solely on the report of such Joint auditors and the procedures performed by us as stated in paragraph 3 above.

Our conclusion on the Statement in respect of matters stated in para 6 and 7 above is not modified with respect to our reliance on the work done and the report of the other auditors.

For Mittal Gupta & Co.
Chartered Accountants
Firm Reg. No. 001874C

Ajay Kumar Rastogi

Ajay Kumar Rastogi
Partner

Membership No. 071426

Place of Signature: New Delhi

Date: February 06, 2025

UDIN: 25071426BMTDIW1070



For T R Chadha & Co LLP
Chartered Accountants
Firm Reg. No. 006711N/N500028



Hitesh Garg

Hitesh Garg
Partner

Membership No. 502955

Place of Signature: New Delhi

Date: February 06, 2025

UDIN: 25502955BMLWMA3982

Sl. No.	Particulars	Quarter Ended			Nine Months Ended		Year Ended
		31-Dec-24	30-Sep-24	31-Dec-23	31-Dec-24	31-Dec-23	31-Mar-24
		(Unaudited)	(Unaudited)	(Unaudited)	(Unaudited)	(Unaudited)	(Audited)
1.	Income						
	(a) Revenue from operations	587.12	580.74	482.44	1,846.08	1,979.77	2,646.83
	(b) Other income	6.68	5.72	16.18	16.38	22.65	27.08
	Total income (a + b)	593.80	586.46	498.62	1,862.46	2,002.42	2,673.91
2.	Expenses						
	(a) Cost of materials consumed	514.11	115.49	599.82	760.32	1,033.25	1,752.06
	(b) Purchases of stock-in-trade	4.79	2.03	8.45	10.09	16.71	23.30
	(c) Changes in inventories of finished goods, work-in-progress and stock-in-trade	(216.84)	244.48	(376.14)	316.57	173.96	(164.53)
	(d) Excise duty on sales	175.23	159.64	117.94	508.71	372.61	477.92
	(e) Employees benefits expense	22.23	19.39	22.07	59.40	61.84	85.79
	(f) Finance costs	10.14	12.40	6.10	38.34	27.74	42.52
	(g) Depreciation and Amortisation expense	16.47	12.89	15.82	42.61	41.65	58.79
	(h) Other expenses	45.96	40.21	56.80	122.54	151.37	205.98
	Total expenses (a to h)	572.09	606.53	450.86	1,858.58	1,879.13	2,481.83
3.	Profit / (Loss) before share of profit/(loss) of an associate / a joint venture and exceptional items and tax (1-2)	21.71	(20.07)	47.76	3.88	123.29	192.08
4.	Share of profit/(loss) of an associate / a joint venture	-	-	-	-	-	-
5.	Profit/(loss) before exceptional items and tax (3+4)	21.71	(20.07)	47.76	3.88	123.29	192.08
6.	Exceptional Items	-	-	-	-	-	-
7.	Profit / (Loss) after exceptional items and before tax (5-6)	21.71	(20.07)	47.76	3.88	123.29	192.08
8.	Tax expense						
	Current tax	0.42	(0.34)	8.20	0.45	21.20	33.15
	Deferred tax	6.11	(6.31)	7.74	0.06	19.43	24.41
9.	Net Profit / (Loss) for the period (7-8)	15.18	(13.42)	31.82	3.37	82.66	134.52
10.	Other Comprehensive Income (OCI)						
	a) i Items that will not be reclassified to profit or loss						
	- Remeasurement benefits (losses) on defined benefit obligation	-	-	-	-	-	(0.67)
	- Gain (loss) on fair value of investments	0.62	(0.46)	0.11	0.40	0.63	0.22
	ii Income tax relating to items that will not be reclassified to profit or loss	(0.08)	0.05	(0.01)	(0.05)	(0.06)	0.21
	b) i Items that will be reclassified to profit or loss	(0.02)	(0.05)	-	-	0.03	0.72
	ii Income tax relating to items that will be reclassified to profit or loss	0.01	0.01	-	-	(0.01)	(0.25)
	Total Other Comprehensive Income	0.53	(0.45)	0.10	0.35	0.59	0.23
11.	Total Comprehensive Income for the period (9+10)	15.71	(13.87)	31.92	3.72	83.25	134.75
12.	Total Comprehensive Income for the period attributable to:						
	- Owners of the Company	15.65	(13.93)	31.86	3.55	83.07	134.55
	- Non-Controlling Interest	0.06	0.06	0.06	0.17	0.18	0.20
	Profit for the period attributable to:						
	- Owners of the Company	15.12	(13.48)	31.76	3.20	82.48	134.32
	- Non-Controlling Interest	0.06	0.06	0.06	0.17	0.18	0.20
	Other Comprehensive Income for the period attributable to:						
	- Owners of the Company	0.53	(0.45)	0.10	0.35	0.59	0.23
	- Non-Controlling Interest	-	-	-	-	-	-
13.	Paid-up equity share capital (Face Value per Share ₹ 10/-Each)	65.38	65.38	66.38	65.38	66.38	65.38
14.	Other equity (as at year end)	-	-	-	-	-	1,034.95
15.	Earnings per equity share (EPS) (of ₹ 10/- each) (*not annualised) :						
	a) Basic (₹ per share)	2.31*	-2.06*	4.78*	0.49*	12.42*	20.27
	b) Diluted (₹ per share)	2.31*	-2.06*	4.78*	0.49*	12.42*	20.27



Notes to the consolidated results							
1. Segment Reporting							
Statement of consolidated segment wise revenue, results, assets and liabilities							
(₹ in Crores)							
Sl. No.	Particulars	Quarter Ended			Nine Months Ended		Year Ended
		31-Dec-24 (Unaudited)	30-Sep-24 (Unaudited)	31-Dec-23 (Unaudited)	31-Dec-24 (Unaudited)	31-Dec-23 (Unaudited)	31-Mar-24 (Audited)
i.	Segment Revenue						
	a) Sugar	305.90	279.39	233.43	912.95	1,040.34	1,432.99
	b) Power	62.17	15.01	73.52	92.16	135.76	225.58
	c) Ethanol	97.57	78.51	176.33	286.85	637.02	812.24
	d) Chemicals	47.49	57.34	45.99	172.54	198.86	259.86
	e) Potable Spirits	199.57	173.65	135.42	564.24	415.93	539.45
	f) Others	49.73	21.94	7.10	117.80	111.83	149.51
	Total	762.43	625.84	671.79	2,146.54	2,539.74	3,419.63
	Less : Inter segment / Intra company revenue	175.31	45.10	189.35	300.46	559.97	772.80
	Revenue from operations	587.12	580.74	482.44	1,846.08	1,979.77	2,646.83
		0.00	0.00	0.00	0.00	0.00	0.00
ii.	Segment Results (Net Profit / (Loss) before Tax, finance costs and unallocable items)						
	a) Sugar	1.23	(4.08)	(6.60)	12.01	(0.23)	27.84
	b) Power	24.84	(4.90)	29.07	20.96	45.17	84.78
	c) Ethanol	5.71	(0.57)	22.84	9.95	100.17	124.00
	d) Chemicals	0.87	(0.15)	0.98	1.41	11.67	13.20
	e) Potable Spirits	3.58	3.22	1.76	9.67	4.73	6.62
	f) Others	0.37	(0.06)	0.58	0.89	2.03	2.29
	Total	36.60	(6.54)	48.63	54.89	163.54	258.73
	Less : Finance costs	10.14	12.40	6.10	38.34	27.74	42.52
	Less : Other unallocable expenses net off unallocable income	4.75	1.13	(5.23)	12.67	12.51	24.13
	Net Profit / (Loss) before Tax	21.71	(20.07)	47.76	3.88	123.29	192.08
		0.00	0.00	0.00	0.00	0.00	0.00
iii.	Segment Assets						
	a) Sugar	1,039.50	829.06	1,013.53	1,039.50	1,013.53	1,394.89
	b) Power	397.00	382.65	404.32	397.00	404.32	400.53
	c) Ethanol	330.03	244.46	314.31	330.03	314.31	313.02
	d) Chemicals	86.31	94.83	49.11	86.31	49.11	126.76
	e) Potable Spirits	33.93	28.98	19.05	33.93	19.05	19.23
	f) Others	46.56	26.56	7.99	46.56	7.99	17.58
	g) Unallocable	200.09	88.20	147.38	200.09	147.38	84.75
	Total	2,133.42	1,694.74	1,955.69	2,133.42	1,955.69	2,356.76
iv.	Segment Liabilities						
	a) Sugar	208.38	46.59	225.77	208.38	225.77	144.97
	b) Power	5.13	7.25	6.39	5.13	6.39	5.60
	c) Ethanol	20.37	14.32	26.74	20.37	26.74	20.36
	d) Chemicals	11.82	17.06	5.03	11.82	5.03	8.56
	e) Potable Spirits	13.23	12.53	8.45	13.23	8.45	5.83
	f) Others	0.64	0.49	0.24	0.64	0.24	0.17
	g) Unallocable	769.52	507.90	596.30	769.52	596.30	1,070.26
	Total	1,029.09	606.14	868.92	1,029.09	868.92	1,255.75



Notes to Consolidated results (contd).							
2	These results have been prepared in accordance with the Indian Accounting Standard (referred to as "Ind AS") 34 Interim Financial Reporting prescribed under Section 133 of the Companies Act, 2013 read with Companies (Indian Accounting Standards) Rules as amended from time to time. The above Consolidated financial results were reviewed by the Audit Committee and approved by the Board of Directors of the Parent Company in their respective meetings held on February 06, 2025. The joint statutory auditors have carried out a limited review of these financial results.						
3	Government of Uttar Pradesh has redetermined lower levy molasses obligation for the molasses year 2023-24. Financial results for the quarter ending September 30, 2024 and nine months ending December 31, 2024 are drawn after considering the impact thereof of ₹ 1.58 Crores. Accordingly profit before tax for the quarter ending September 30, 2024 and nine months ending December 31, 2024 is higher by Rs 1.58 Crores.						
4	The Parent Company has its commercial paper listed on Bombay Stock Exchange. The additional information pursuant to regulation 52(4) of the Securities and Exchange Board of India (Listing Obligations and Disclosure Requirements) Regulations 2015, as applicable in respect of commercial papers, are as follows: a.) Credit Rating :- IND A1+ b.) Outstanding amount as at December 31, 2024 :- ₹ 100 Crores c.) Due date of repayment :- ₹ 50 Crores on February 26, 2025 and ₹ 50 Crores on March 06, 2025 d.) Actual date of repayment :- ₹ 50 Crores on December 03, 2024 (issued on September 04, 2024) and ₹ 50 Crores on December 11, 2024 (issued on (issued on September 27, 2024)						
e.) Ratios :-							
S.No.	Particulars	Quarter Ended			Nine Months Ended		Year Ended
		31-Dec-24 (Unaudited)	30-Sep-24 (Unaudited)	31-Dec-23 (Unaudited)	31-Dec-24 (Unaudited)	31-Dec-23 (Unaudited)	31-Mar-24 (Audited)
i.)	Debt-to-Equity (D/E) Ratio (in times) (Total Debt (long term +Short term including current maturity)/Total Shareholder'sEquity)	0.61	0.38	0.46	0.61	0.46	0.88
ii.)	Debt service coverage ratio (in times) (Profit after tax+depreciation+interest on term loan)/(Interest on term loan+Long term principal repayment amount during the period)	1.85	0.14	2.30	0.82	2.56	2.15
iii.)	Interest service coverage ratio (in times) (Profit after tax+depreciation+finance cost)/(finance cost+interest Capitalised)	4.12	0.96	8.81	2.20	5.34	5.45
iv.)	Current ratio (in times) Current Asset/Current liabilities	1.21	1.42	1.33	1.21	1.33	1.20
v.)	Long term debt to working capital (in times) (Long-term debt including current maturities /Total Working capital (Current Assets-Current Liabilities excluding current maturities of long term debt)	0.78	0.89	0.95	0.78	0.95	0.87
vi.)	Current liability ratio (in times) (Current liabilities/Total liabilities)	0.78	0.62	0.68	0.78	0.68	0.78
vii.)	Total debts to total assets (in times) (Long term debt incl current maturities+ Short term debt)/Total Assets	0.32	0.25	0.25	0.32	0.25	0.41
viii.)	Debtors turnover (in times) (not annualised for the quarters) (Net Credit Sales/Average Accounts Receivable) (Closing Accounts Receivable+Opening Accounts Receivable)/2)	2.82	3.30	2.75	7.55	9.73	7.02
ix.)	Inventory turnover (in times) (not annualised for the quarters) (Cost of goods sold/Average Inventory (Closing inventory+Opening inventory)/2)	1.10	1.13	1.23	2.20	2.88	2.77
x.)	Operating margin (%) (Operating Profit (profit before tax+finance cost-other income)/Revenue from operations)	4.29%	-2.31%	7.81%	1.40%	6.48%	7.84%
xi.)	Net profit margin (%) (Net Profit after tax/Revenue from operations)	2.59%	-2.31%	6.60%	0.18%	4.18%	5.08%
xii.)	Bad debt to accounts receivable ratio (%) (not annualised for the quarters) (Bad debts/average account receivable)	-	-	-	-	-	-
xiii.)	Capital redemption reserve (₹ in Crores)	1.00	1.00	-	1.00	-	1.00
xiv.)	Net worth (As per Sec 2(57) of Companies Act, 2013) (₹ in Crores)	1,103.49	1,087.81	1,086.11	1,103.49	1,086.11	1,100.33



DHAMPUR SUGAR MILLS LIMITED

Regd. Office : Distt. Bijnor, Dhampur (U.P.) - 246761

CIN - L15249UP1933PLC000511, Phone No - 011-41259400





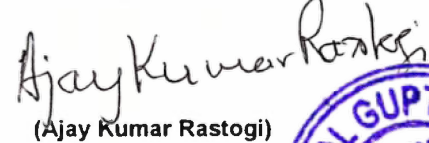

Email : investordes@dhampursugar.com, Website - www.dhampursugar.com

Statement of Consolidated Unaudited Financial Results for the Quarter and Nine Months ended December 31, 2024

5	Central Government lifted restrictions on the production of ethanol from sugarcane juice/syrup and B-heavy molasses on August 29, 2024. This will facilitate better planning in the parent company's sugar/ethanol operations, allowing optimisation of product mix based on market dynamics during current season.
6	The State Advised Price (SAP) for the sugar season 2024-25 has not yet been announced by Government of Uttar Pradesh. Pending announcement of SAP, the results for quarter and nine months ended December 31, 2024 have been prepared based on the SAP of sugar season 2023-24.
7	Other Income during the nine months ended December 31, 2024 includes profit on sale of property of ₹ 1.27 crores (Year ended March 31, 2024 ₹ 14.69 crores)
8	Sugar being a seasonal industry, the performance of the quarter may not be representative of the annual performance of the Company.
9	The standalone results are available on the Company's website www.dhampursugar.com. The particulars in respect of Standalone results are as under:

(₹ in Crores)							
Sl. No.	Particulars	Quarter Ended			Nine Months Ended		Year Ended
		31-Dec-24 (Unaudited)	30-Sep-24 (Unaudited)	31-Dec-23 (Unaudited)	31-Dec-24 (Unaudited)	31-Dec-23 (Unaudited)	31-Mar-24 (Audited)
a	Total revenue	593.67	586.10	498.46	1,861.68	1,999.89	2,671.21
b	Profit before tax	21.50	(20.17)	47.53	3.28	121.85	190.47
c	Profit after tax	14.97	(13.52)	31.59	2.77	81.22	132.91
d	Other comprehensive income (OCI)	0.53	(0.45)	0.10	0.35	0.59	0.23
e	Total comprehensive income	15.50	(13.97)	31.69	3.12	81.81	133.14
		-	-	-	-	-	-

10 Figures for the previous corresponding periods have been regrouped, wherever considered necessary.

<p>Place : New Delhi Dated : February 06, 2025</p> <p>This is the statement referred to in our review report of even date</p> <p>For T R Chadha & Co LLP Chartered Accountants Firm Registration No. 008711/NAN500028</p> <p> (Hitesh Garg) Partner M.No. 502955 Chartered Accountants Place : New Delhi Dated : February 06, 2025</p> <p></p>	<p style="text-align: center;"></p> <p style="text-align: right;">For Dhampur Sugar Mills Limited</p> <p style="text-align: right;"> Ashok Kumar Goel Chairman</p> <p>For Mittal Gupta & Co. Chartered Accountants Firm Registration No. 001874C</p> <p style="text-align: right;"> (Ajay Kumar Rastogi) Partner M.No. 071426 Chartered Accountants Place : New Delhi Dated : February 06, 2025</p> <p style="text-align: right;"></p>
---	---

Independent Auditor's Review Report on Review of Interim Unaudited Standalone Financial Results of Dhampur Sugar Mills Limited for the quarter and nine months period ended December 31, 2024

To
The Board of Directors
Dhampur Sugar Mills Limited

1. We have reviewed the accompanying Statement of Unaudited Standalone Financial Results of Dhampur Sugar Mills Limited ("the Company") for the quarter and nine months period ended December 31, 2024, (hereinafter referred to as "the Statement"), being submitted by the Company pursuant to the requirements of Regulation 33 read with Regulation 52 (4) of the SEBI (Listing Obligations and Disclosure Requirements) Regulations, 2015, as amended to date ("Listing Regulation").
2. The Statement, which is the responsibility of the Company's Management and has been approved by the Company's Board of Directors, has been prepared in accordance with the recognition and measurement principles laid down in the Indian Accounting Standard 34, (Ind AS 34) "Interim Financial Reporting" prescribed under Section 133 of the Companies Act, 2013 as amended, read with relevant rules issued thereunder and other accounting principles generally accepted in India. Our responsibility is to express a conclusion on the Statement based on our review.
3. We conducted our review of the Statement in accordance with the Standard on Review Engagements (SRE) 2410 'Review of Interim Financial Information performed by the Independent Auditor of the Entity', issued by the Institute of Chartered Accountants of India (ICAI). This Standard requires that we plan and perform the review to obtain moderate assurance as to whether the Statement is free of material misstatement. A review of interim financial information consists of making inquiries, primarily of the Company's personnel responsible for financial and accounting matters, and applying analytical and other review procedures. A review is substantially less in scope than an audit conducted in accordance with Standards on Auditing specified under section 143(10) of the Companies Act, 2013 and consequently, does not enable us to obtain assurance that we would become aware of all significant matters that might be identified in an audit. Accordingly, we do not express an audit opinion.
4. Based on our review conducted and procedures performed as stated in paragraph 3 above, nothing has come to our attention that causes us to believe that the accompanying Statement, prepared in all material respects in accordance with the recognition and measurement principles laid down in the aforesaid Indian Accounting Standard and other accounting principles generally accepted in India, has not disclosed the information required to be disclosed in terms of Regulation 33 and Regulation 52 (4) of the Listing Regulation including the manner in which it is to be disclosed, or that it contains any material misstatement.

For Mittal Gupta & Co.
Chartered Accountants
Firm Reg. No. 001874C

Ajay Kumar Rastogi



Ajay Kumar Rastogi
Partner
Membership No. 071426
Place of Signature: New Delhi
Date: February 06, 2025
UDIN: 25071426BMTDIV3662

For T R Chadha & Co LLP
Chartered Accountants
Firm Reg. No. 006711N/N500028



Hitesh Garg

Hitesh Garg
Partner
Membership No. 502955
Place of Signature: New Delhi
Date: February 06, 2025
UDIN: 25502955BMLWLZ7048

Statement of Standalone Unaudited Financial Results for the Quarter and Nine Months ended December 31, 2024

Sl. No.	Particulars	Quarter Ended			Nine Months Ended		Year Ended
		31-Dec-24 (Unaudited)	30-Sep-24 (Unaudited)	31-Dec-23 (Unaudited)	31-Dec-24 (Unaudited)	31-Dec-23 (Unaudited)	31-Mar-24 (Audited)
		(₹ in Crores)					
1.	Income						
	(a) Revenue from operations	587.02	580.38	482.29	1,845.35	1,977.24	2,644.14
	(b) Other income	6.65	5.72	16.17	16.33	22.65	27.07
	Total Income (a + b)	593.67	586.10	498.46	1,861.68	1,999.89	2,671.21
2.	Expenses						
	(a) Cost of materials consumed	514.11	115.49	599.82	760.32	1,033.25	1,752.06
	(b) Purchases of stock-in-trade	4.78	2.02	8.45	10.06	16.71	23.30
	(c) Changes in inventories of finished goods, work-in-progress and stock-in-trade	(216.84)	244.48	(376.15)	316.57	173.94	(164.54)
	(d) Excise duty on sales	175.23	159.64	117.94	508.71	372.61	477.92
	(e) Employees benefits expenses	22.23	19.39	22.07	59.40	61.84	85.79
	(f) Finance costs	10.14	12.40	6.10	38.34	27.74	42.52
	(g) Depreciation and Amortisation expenses	16.47	12.89	15.82	42.61	41.65	58.79
	(h) Other expenses	46.05	39.96	56.88	122.39	150.30	204.90
	Total expenses (a to h)	572.17	606.27	450.93	1,858.40	1,878.04	2,480.74
3.	Profit / (Loss) before exceptional items and tax (1-2)	21.50	(20.17)	47.53	3.28	121.85	190.47
4.	Exceptional Items	-	-	-	-	-	-
5.	Profit / (Loss) after exceptional items and before tax (3-4)	21.50	(20.17)	47.53	3.28	121.85	190.47
6.	Tax expenses						
	(a) Current tax	0.42	(0.34)	8.20	0.45	21.20	33.15
	(b) Deferred tax	6.11	(6.31)	7.74	0.06	19.43	24.41
7.	Profit / (Loss) for the period (5-6)	14.97	(13.52)	31.59	2.77	81.22	132.91
8.	Other Comprehensive Income (OCI)						
	(a) i Items that will not be reclassified to profit or loss						
	- Remeasurement benefits (losses) on defined benefit obligation	-	-	-	-	-	(0.67)
	- Gain (loss) on fair value of equity investments	0.62	(0.46)	0.11	0.40	0.63	0.22
	ii Income tax relating to items that will not be reclassified to profit or loss	(0.08)	0.05	(0.01)	(0.05)	(0.06)	0.21
	(b) i Items that will be reclassified to profit or loss	(0.02)	(0.05)	-	-	0.03	0.72
	ii Income tax relating to items that will be reclassified to profit or loss	0.01	0.01	-	-	(0.01)	(0.25)
	Total Other Comprehensive Income	0.53	(0.45)	0.10	0.35	0.59	0.23
9.	Total Comprehensive Income for the period (7+8)	15.50	(13.97)	31.69	3.12	81.81	133.14
10.	Paid-up equity share capital (Face value per Share ₹ 10/- each)	65.38	65.38	66.38	65.38	66.38	65.38
11.	Other equity (as at year end)	-	-	-	-	-	1,029.83
12.	Earnings per equity share (EPS) (of ₹ 10/- each) (* not annualised) :						
	a) Basic (₹ per share)	2.29*	-2.07*	4.75*	0.42*	12.23*	20.06
	b) Diluted (₹ per share)	2.29*	-2.07*	4.75*	0.42*	12.23*	20.06



Statement of Standalone Unaudited Financial Results for the Quarter and Nine Months ended December 31, 2024

Notes to the financial results							
1. Segment Reporting							
Statement of standalone segment wise revenue, results, assets and liabilities							
Sl. No.	Particulars	Quarter Ended			Nine Months Ended		Year Ended
		31-Dec-24 (Unaudited)	30-Sep-24 (Unaudited)	31-Dec-23 (Unaudited)	31-Dec-24 (Unaudited)	31-Dec-23 (Unaudited)	31-Mar-24 (Audited)
		(₹ in Crores)					
i.	Segment Revenue						
	a) Sugar	305.90	279.39	233.43	912.95	1,040.34	1,432.99
	b) Power	62.17	15.01	73.52	92.16	135.76	225.58
	c) Ethanol	97.57	78.51	176.33	286.85	637.02	812.24
	d) Chemicals	47.49	57.34	45.99	172.54	198.86	259.86
	e) Potable Spirits	199.57	173.65	135.42	564.24	415.93	539.45
	f) Others	5.39	2.53	6.80	12.02	16.13	23.83
	Total	718.09	606.43	671.49	2,040.76	2,444.04	3,293.95
	Less : Inter segment revenue	131.07	26.05	189.20	195.41	466.80	649.81
	Revenue from Operations	587.02	580.38	482.29	1,845.35	1,977.24	2,644.14
ii.	Segment Results (Net Profit / (Loss) before Tax, finance costs and unallocable items)						
	a) Sugar	1.20	(4.08)	(6.60)	11.98	(0.23)	27.84
	b) Power	24.84	(4.90)	29.07	20.96	45.17	84.78
	c) Ethanol	5.71	(0.57)	22.84	9.95	100.17	124.00
	d) Chemicals	0.87	(0.15)	0.98	1.41	11.67	13.20
	e) Potable Spirits	3.58	3.22	1.76	9.67	4.73	6.62
	f) Others	0.19	(0.16)	0.35	0.32	0.59	0.68
	Total	36.39	(6.64)	48.40	54.29	162.10	257.12
	Less : Finance costs	10.14	12.40	6.10	38.34	27.74	42.52
	Less : Other unallocable expenses net off unallocable income	4.75	1.13	(5.23)	12.67	12.51	24.13
	Net Profit / (Loss) before Tax	21.50	(20.17)	47.53	3.28	121.85	190.47
iii.	Segment Assets						
	a) Sugar	1,074.60	844.33	1,014.11	1,074.60	1,014.11	1,402.57
	b) Power	397.00	382.65	404.32	397.00	404.32	400.53
	c) Ethanol	330.03	244.46	314.31	330.03	314.31	313.02
	d) Chemicals	86.31	94.83	49.11	86.31	49.11	126.76
	e) Potable Spirits	33.93	28.98	19.05	33.93	19.05	19.23
	f) Others	4.27	4.46	4.21	4.27	4.21	3.70
	g) Unallocable	200.33	88.43	147.62	200.33	147.62	84.99
	Total	2,126.47	1,688.14	1,952.73	2,126.47	1,952.73	2,350.80
iv.	Segment Liabilities						
	a) Sugar	208.38	46.59	228.59	208.38	228.59	144.97
	b) Power	5.13	7.25	6.39	5.13	6.39	5.60
	c) Ethanol	20.37	14.32	26.74	20.37	26.74	20.36
	d) Chemicals	11.82	17.06	5.03	11.82	5.03	8.56
	e) Potable Spirits	13.23	12.53	8.45	13.23	8.45	5.83
	f) Others	0.09	0.13	0.11	0.09	0.11	0.05
	g) Unallocable	769.52	507.85	596.30	769.52	596.30	1,070.22
	Total	1,028.54	605.73	871.61	1,028.54	871.61	1,255.59



Statement of Standalone Unaudited Financial Results for the Quarter and Nine Months ended December 31, 2024

Notes to financial results (contd.)							
2	These results have been prepared in accordance with the Indian Accounting Standard (referred to as "Ind AS") 34 Interim Financial Reporting prescribed under Section 133 of the Companies Act, 2013 read with Companies (Indian Accounting Standards) Rules as amended from time to time. The above Standalone financial results were reviewed by the Audit Committee and approved by the Board of Directors in their respective meetings held on February 06, 2025. The joint statutory auditors have carried out a limited review of these financial results.						
3	Government of Uttar Pradesh has redetermined lower levy molasses obligation for the molasses year 2023-24. Financial results for the quarter ending September 30, 2024 and nine months ending December 31, 2024 are drawn after considering the impact thereof of ₹ 1.58 Crores. Accordingly profit before tax for the quarter ending September 30, 2024 and nine months ending December 31, 2024 is higher by Rs 1.58 Crores.						
4	The Company has its commercial paper listed on Bombay Stock Exchange. The additional information pursuant to regulation 52(4) of the Securities and Exchange Board of India (Listing Obligations and Disclosure Requirements) Regulations 2015, as applicable in respect of commercial papers, are as follows: a.) Credit Rating :- IND A1+ b.) Outstanding amount as at December 31, 2024 :- ₹ 100 Crores c.) Due date of repayment :- ₹ 50 Crores on February 26, 2025 and ₹ 50 Crores on March 06, 2025 d.) Actual date of repayment :- ₹ 50 Crores on December 03, 2024 (issued on September 04, 2024) and ₹ 50 Crores on December 11, 2024 (issued on September 27, 2024)						
e.) Ratios :-							
S.No.	Particulars	Quarter Ended			Nine Months Ended		Year Ended
		31-Dec-24	30-Sep-24	31-Dec-23	31-Dec-24	31-Dec-23	31-Mar-24
		(Unaudited)	(Unaudited)	(Unaudited)	(Unaudited)	(Unaudited)	(Audited)
i.)	Debt-to-Equity (D/E) Ratio (in times) (Total Debt (long term + Short term including current maturity)/Total Shareholder's Equity)	0.61	0.38	0.46	0.61	0.46	0.88
ii.)	Debt service coverage ratio (in times) (Profit after tax+depreciation+interest on term loan)/(Interest on term loan+Long term principal repayment amount during the period)	1.84	0.13	2.29	0.81	2.53	2.13
iii.)	Interest service coverage ratio (in times) (Profit after tax+depreciation+finance cost)/(finance cost+interest Capitalised)	4.10	0.95	8.77	2.18	5.28	5.41
iv.)	Current ratio (in times) (Current Asset/Current liabilities)	1.20	1.40	1.31	1.20	1.31	1.20
v.)	Long term debt to working capital (in times) (Long-term debt including current maturities /Total Working capital (Current Assets-Current Liabilities excluding current maturities of long term debt)	0.81	0.92	0.97	0.81	0.97	0.89
vi.)	Current liability ratio (in times) (Current liabilities/Total liabilities)	0.78	0.62	0.68	0.78	0.68	0.78
vii.)	Total debts to total assets (in times) (Long term debt incl current maturities+ Short term debt)/Total Assets	0.32	0.25	0.25	0.32	0.25	0.41
viii.)	Debtors turnover (in times) (not annualised for the quarters) (Net Credit Sales/Average Accounts Receivable) (Closing Accounts Receivable+Opening Accounts Receivable)/2)	2.88	3.37	2.76	7.73	9.71	6.38
ix.)	Inventory turnover (in times) (not annualised for the quarters) (Cost of goods sold/Average Inventory (Closing inventory+Opening inventory)/2)	1.10	1.13	1.23	2.20	2.88	2.77
x.)	Operating margin (%) (Operating Profit (profit before tax+finance cost-other income)/Revenue from operations)	4.26%	-2.32%	7.77%	1.37%	6.42%	7.79%
xi.)	Net profit margin (%) (Net Profit after tax/Revenue from operations)	2.55%	-2.33%	6.55%	0.15%	4.11%	5.03%





Statement of Standalone Unaudited Financial Results for the Quarter and Nine Months ended December 31, 2024

xii.)	Bad debt to accounts receivable ratio (%) (not annualised for the quarters) (Bad debts/average account receivable)	-	-	-	-	0.00	-
xiii.)	Capital redemption reserve (₹ in Crores)	1.00	1.00	-	1.00	-	1.00
xiv.)	Net worth (As per Sec 2(57) of Companies Act, 2013) (₹ in Crores)	1,097.93	1,082.41	1,081.12	1,097.93	1,081.12	1,095.21

- 5 Central Government lifted restrictions on the production of ethanol from sugarcane juice/syrup and B-heavy molasses on August 29, 2024. This will facilitate better planning in the company's sugar/ethanol operations, allowing optimisation of product mix based on market dynamics during current season
- 6 The State Advised Price (SAP) for the sugar season 2024-25 has not yet been announced by Government of Uttar Pradesh. Pending announcement of SAP, the results for quarter and nine months ended December 31, 2024 have been prepared based on the SAP of sugar season 2023-24.
- 7 Other Income during the nine months ended December 31, 2024 includes profit on sale of property of ₹ 1.27 crores (Year ended March 31, 2024 ₹ 14.69 crores)
- 8 Sugar being a seasonal industry, the performance of the quarter may not be representative of the annual performance of the Company.
- 9 Figures for the previous corresponding periods have been regrouped, wherever considered necessary.


Place : New Delhi
Dated : February 06, 2025




For Dhampur Sugar Mills Limited

Ashok Kumar Gogel
Chairman

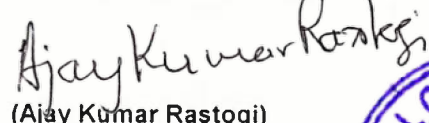
This is the statement referred to in our review report of even date

For T R Chadha & Co LLP
Chartered Accountants
Firm Registration No. 006711N/N500028


(Nitesh Garg)
Partner
M.No. 502955
Chartered Accountants
Place : New Delhi
Dated : February 06, 2025



For Mittal Gupta & Co.
Chartered Accountants
Firm Registration No. 001874C


(Ajay Kumar Rastogi)
Partner
M.No. 071426
Chartered Accountants
Place : New Delhi
Dated : February 06, 2025

