CURRENT INFRAPROJECTS LIMITED

CIN: L42900RJ2013PLC044719

Date: 23rd November 2026

To
The Listing Department
Emerge Platform of National Stock Exchange of India Limited
Exchange Plaza, Plot No. C-1,
G Block, Bandra-Kurla Complex, Bandra (E)
Mumbai – 400051
NSE SYMBOL: CURRENT

Subject: Submission of Investor Presentation pursuant to Regulation 30 of SEBI (Listing Obligations and Disclosure Requirements) Regulations, 2015

Pursuant to the provisions of Regulation 30 read with Schedule III of the SEBI (Listing Obligations and Disclosure Requirements) Regulations, 2015, please find enclosed herewith the Investor Presentation of the Company for the investors/analysts.

The aforesaid Investor Presentation is also being made available on the website of the Company.

We request you to take the aforesaid on your records. This is for your information and record.

Thanking you,
Yours faithfully,
For Current Infraprojects Limited

SONALI NAWNDHER
Digitally signed by SONALI NAWNDHER
Date: 2026.11.23 11:53:58 +05'30'

Sonali Nawndher
Company Secretary & Compliance officer

PATH LIGHTERS TO THE NATION

Current Infraprojects Limited

H1 FY27 Investor Presentation



Disclaimer

This presentation and the accompanying slides (the Presentation), which have been prepared by **Current Infraprojects Limited** **(The Company)** solely for information purposes and do not constitute any offer, recommendation or invitation to purchase or subscribe for any securities, and shall not form the basis or be relied on in connection with any contract or binding commitment what so ever. No offering of securities of the Company will be made except by means of a statutory offering document containing detailed information about the Company.

This Presentation has been prepared by the Company based on information and data which the Company considers reliable, but the Company makes no representation or warranty, express or implied, whatsoever, and no reliance shall be placed on, the truth, accuracy, completeness, fairness and reasonableness of the contents of this Presentation. This Presentation may not be all inclusive and may not contain all of the information that you may consider material. Any liability in respect of the contents of, or any omission from, this Presentation is expressly excluded.

Certain matters discussed in this Presentation may contain statements regarding the Company's market opportunity and business prospects that are individually and collectively forward-looking statements. Such forward-looking statements are not guarantee of future performance and are subject to known and unknown risks, uncertainties and assumptions that are difficult to predict.

These risks and uncertainties include, but are not limited to, the performance of the Indian economy and of the economies of various international markets, the performance of the industry in India and world-wide, competition, the company's ability to successfully implement its strategy, the Company's future levels of growth and expansion, technological implementation, changes and advancements, changes in revenue, income or cash flows, the Company's market preferences and its exposure to market risks, as well as other risks.

The Company's actual results, levels of activity, performance or achievements could differ materially and adversely from results expressed in or implied by this Presentation. The Company assumes no obligation to update any forward-looking information contained in this Presentation. Any forward-looking statements and projections made by third parties included in this Presentation are not adopted by the Company and the Company is not responsible for such third-party statements and projections.

Current Infraprojects Limited: Engineering Progress, Delivering Excellence

Current Infraprojects Limited (The Company, Current Infra) is a Jaipur-based infrastructure and renewable energy company established in 2013 and converted into a public company in 2025. It operates mainly in the EPC segment, providing end-to-end electrical and energy infrastructure solutions, including design, supply, installation, testing, commissioning, and maintenance of electrical systems and grid-connected solar projects for government and private clients.

The company has executed projects and collaborated with key government authorities such as NHAI, PWD, and MIDC, strengthening its presence in infrastructure and utility projects across multiple regions.

The company focuses on electrical EPC and solar energy development. Since entering renewables in 2020, it has built subsidiaries to develop and operate solar plants and follows a dual revenue model earning from EPC execution and recurring income through RESCO-based power supply agreements.
It is also exploring new growth areas such as floating solar projects, GIS substations, and Battery Energy Storage System (BESS) projects to expand its presence in the clean energy ecosystem.

The company was listed on NSE Emerge on 3rd September 2025









Company @ Glance: Vital Stats & Highlights



Incorporated In
2013

9 Business Verticals

100+ Projects Completed

₹ 330 Cr
Order Book

₹ 500 Cr+
Bidding Pipeline

150+
Team Size

12 states presence

Customer Mix
B2B: **70%** | B2G: **30%**

Owns **100+** Equipments & Assets

Credit Rating
Crisil BBB-/Stable

ISO **9001, 14001, 45001, 50001, 17025** Certified

Revenue (H1 FY27)
53.40 Cr

EBITDA Margin **19.11%**

PAT Margin **9.39%**

Journey So Far: Key Milestones & Strategic Highlights

2013
Incorporated under the Companies Act, 1956 as a private limited company

2017
- NABL Approved MEC Test Lab
- Setup of IGBC Platinum Awarded New Corporate Office

2020
Entered in Renewable Business

2023
Certificate for ISO 14001:2015, ISO 50001:2018, ISO 45001:2018, ISO 9001:2015

2024
Incorporation of Wholly Owned Subsidiary Companies

2025
- Listed on NSE Emerge on 3 September 2025.
- Successfully installed and commissioned Solar Power Plant at Talabera through SPV Current Infra Talabera Solar Private Limited”

2026
- JVVNL Orders: ₹44.76 Cr (8.8 MW Solar) + ₹12.16 Cr (Electrical Transmission Line)
- ₹10.42 Cr Bank Note Press Rooftop Solar Order
- Assigned SMERA SME 1 Rating

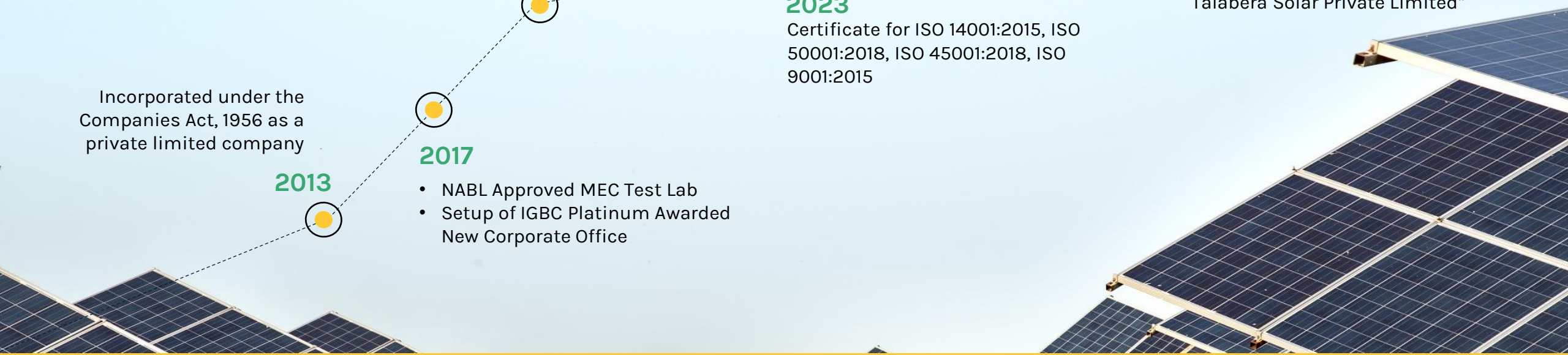

Leadership Team: Board Of Directors



Mr. Sunil Singh Gangwar
Chairman & Managing Director

He holds B.E. in Electrical Engineering from University of Rajasthan. He served in the Public Works Department, Rajasthan, where he led landmark infrastructure projects such as the Rajasthan Vidhan Sabha and SMS Indoor Stadium.

Years of Experience: **38+**



Mr. Devvrath Singh
Whole-Time Director

He is an engineering graduate from the University of Queensland with BE(Honours), Australia. He previously worked with Gravita India Ltd. in engineering roles. He brings experience in project planning and business development.

Years of Experience: **13+**



Mr. Satyavrat Singh
Whole-Time Director

He holds a BBA from Jaipur National University. He has hands-on decade-long experience in administrative operations and team coordination.

Years of Experience: **10**



Mr. Shailender Singh Naruka
Whole-Time Director

He holds a Bachelor of Laws (LL.B.), MBA and B.Sc., along with a Diploma and O Level Certification, with expertise in business development, financial management, strategic planning and operational excellence.

Years of Experience: **23+**



Mr. Chetan Dadhich
Whole-time Director & CEO

He holds a Bachelor's and Master's in Commerce from the University of Rajasthan and has cleared the ICSI Final Examination, with expertise in finance, corporate governance and business management.

Years of Experience: **17+**



Ms. Sujata Gangwar
Non-Executive Director

She holds Master in Science degree from the University of Jodhpur. She founded and operated a consultancy firm, M/s Current Services Consultants.

Years of Experience: **25+**



Dr. R. Venkateswaran
Independent Director

He is a retired IAS officer with degrees in Mechanical Engineering, Law, Commerce, and a Ph.D. in Social Sciences. He held senior government roles including Chairman, Board of Revenue and Principal Secretary across multiple departments in Rajasthan.

Years of Experience: **35+**



CA Deepak Gupta
Independent Director

He is a Chartered Accountant and Fellow Member of ICAI, he is a senior partner at the reputed CA firm G.L. Dangayach & Company. He has expertise in taxation, statutory audits, and corporate finance.

Years of Experience: **13+**



Mr. Mukesh Kumar Jain
Independent Director

He is an IIT Delhi Civil Engineering graduate, he has held critical roles at IRCON, Continental Construction Ltd., and retired as Chief General Manager from NHAI, with expertise in infrastructure project execution.

Years of Experience: **40+**

Business Model: Dual Revenue Streams

The Company operates under a dual-revenue model focused on **EPC contracting** and **consulting services** across multiple infrastructure domains.

Government Tender-Based Contracts

- Participates in competitive bidding for EPC projects from central, state, and municipal authorities.
- Executes long-term infrastructure projects such as solar plants, electrical grids, water supply systems, highway lighting, and road furniture.
- Government contracts offer scale, regulatory visibility, and recurring revenue with assured payments.



Current Order Book:
₹ 161 Cr
(**49%** of total order book)

Private Sector Contracts

- Engages with industrial clients, real estate developers, and corporates for customized EPC solutions.
- Services include MEP installations, interior fit-outs, and turnkey civil construction tailored to commercial and residential developments.
- Enables portfolio diversification beyond public sector dependency and ensures greater project flexibility.



Current Order Book:
₹ 169 Cr
(**51%** of total order book)

Business Verticals: EPC, Consulting, Hospitality & RESCO

Engineering, Procurement and Consultancy (EPC)

- Solar EPC
- Electrical EPC
- Water EPC
- Civil EPC

Engineering Consultancy Services

- Mechanical, Electrical and Plumbing (MEP)
- Project Management Consultancy (PMC)
- MEC Test Lab

Renewable Energy Asset Ownership

- RESCO Solar Model

Non-Core Business Activities

- Farmhouse Operations (Yahvi)

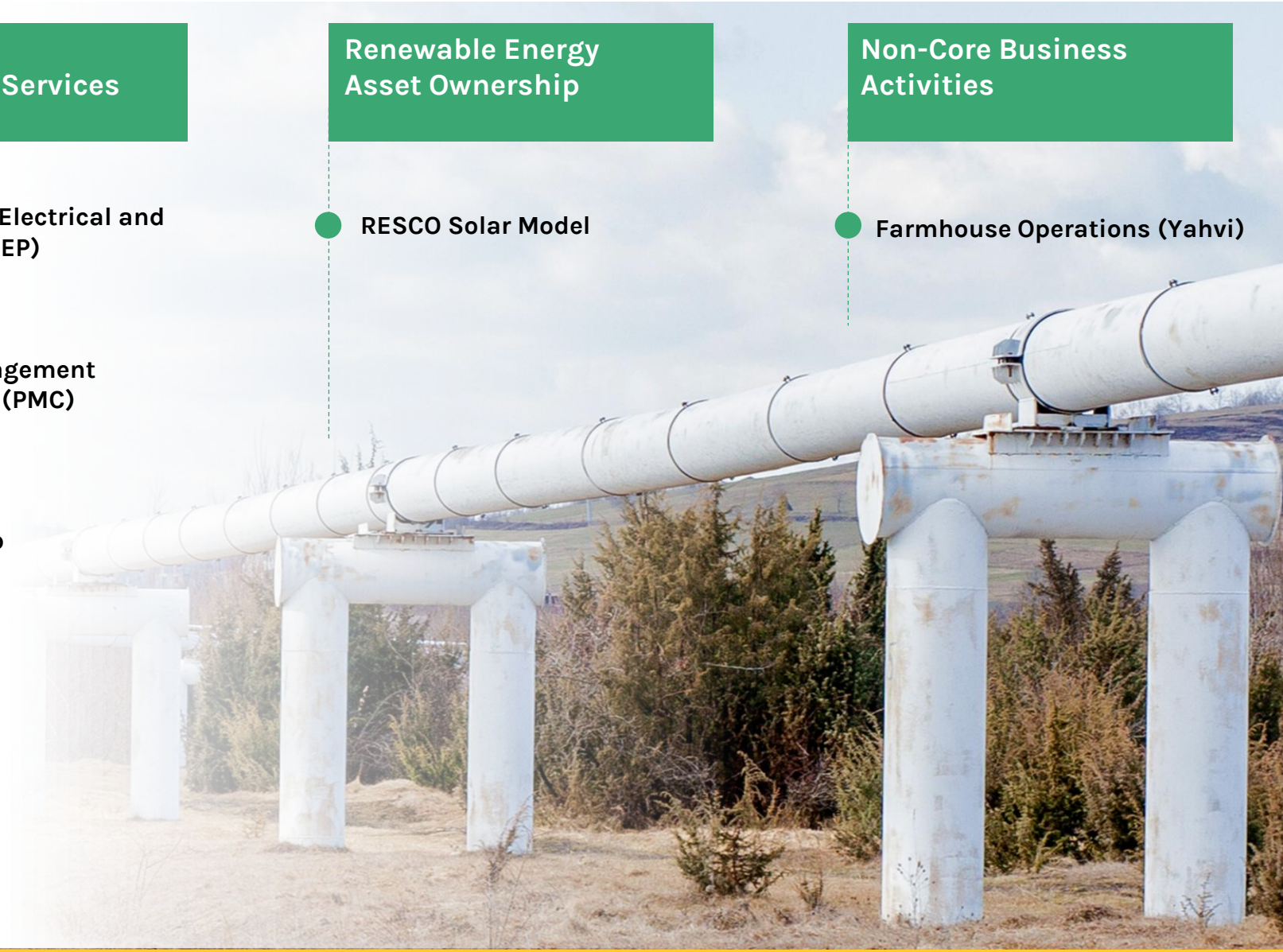

EPC Services: Driving Turnkey Infrastructure Delivery

Electrical EPC

- Electrical EPC involves complete execution of power infrastructure projects, including utility shifting and highway lighting solutions.
- **FY26 ₹32.72 Cr Revenue (20.44%)**
- **Largest Single Project Size: ₹ 40 Cr**

Solar EPC

- Designs and executes turnkey solar power plants, delivering customized and cost-efficient solutions for toll plazas, street lighting, and buildings.
- 10 MW Solar Power Plant Installed
- **FY26 ₹95.90 Cr Revenue (60%)**

Water EPC

- Water EPC means handling complete water pipeline and utility projects,
- **FY26 ₹14.90 Cr Revenue (9.31%)**
- **Hand Pumps Installed: 500+**

Civil EPC

- Civil EPC means handling complete construction projects, including buildings, roads, interiors, road safety works, and sewage systems from start to finish.
- **FY26 ₹16.87 Cr Revenue (10.25%)**



Engineering Services: MEP Design & Project Management

Mechanical, Electrical, Plumbing (MEP)

Mechanical Services

- Provides consulting for energy-efficient HVAC and air conditioning systems across commercial buildings.
- Designs prioritize performance, sustainability, and compliance with global and local standards.

Electrical Services

- Offers consulting and design for electrical infrastructure including transformers, UPS, and DG sets.
- Ensures safe, scalable, and efficient power distribution systems tailored for future expansion.

Plumbing Services

- Delivers design solutions for drainage, water storage, and treatment systems with a focus on sustainability.
- Integrates eco-friendly technologies to ensure water conservation and regulatory compliance.

Project Management Consulting Services (PMC)

- Provides end-to-end PMC services for MEP projects in sectors like commercial, hospitality, retail, and industrial.
- Oversees planning, scheduling, budgeting, and quality control while ensuring coordination among clients, contractors, and vendors.

PMC Services Include:

- Project Planning and Scheduling
- Cost Management and Budgeting
- Quality Control and Assurance
- Risk Management
- Contract Management and Procurement









Diversified Offerings: Hospitality Services & RESCO Projects

Hospitality Service– Yahvi Farmhouse

- Operates a farmhouse, Yahvi, on Jaipur's outskirts, offering amenities like kitchen access, terrace garden, dining area, and parking for a comfortable stay.
- Features a 40KW solar plant to promote sustainability, combining rustic charm with urban comforts.

RESCO Model Operations

- Functions as a RESCO provider, handling investment, procurement, installation, and O&M for awarded projects.
- Executes each project through dedicated SPVs; currently has four SPVs set up for RESCO projects.



Name of the SPV	RESCO Project Capacity (in KW)	Name of the Awarder of the Project	PPA Date	PPA Tariff Rate (in Rs.)
Current Infraprojects Ompura Solar Private Ltd	2520	Rajasthan Urja Vikas and IT Services Ltd	25.09.2024	3.357
Current Infraprojects Bolnada Solar Private Limited	2520	Rajasthan Urja Vikas and IT Services Ltd	25.09.2024	3.357
Current Infraprojects Talabera Solar Private Limited	2520	Rajasthan Urja Vikas and IT Services Ltd	25.09.2024	3.363
Current Infraprojects Dhanbad Solar Private Limited	1800	Indian Institute of Technology (Indian Institute of Mines) IIT (ISM)	12.03.2025	4.00

Machinery Strength: Enabling Faster, Cost-Efficient Execution

In-House Machinery for Efficient Execution

- **100+ equipment units** owned across categories — supports end-to-end infrastructure delivery.
- Ensures cost control, faster mobilization, and reduced project delays.







Testing Equipment- 172

Tools & Machinery- 27

In-House Machinery for Efficient Execution

80%+ equipment owned, reducing reliance on third-party rentals.

Facilitates **parallel project execution** across multiple states.

Enables **15–20% faster execution** and stronger cost control vs peers.

MEC Test Lab: Enabling Quality Through Advanced Testing

NABL-accredited lab under ISO/IEC 17025:2017. Certified with ISO 9001, 14001 & 45001 standards.
Advanced NABL-calibrated equipment ensuring accurate and reliable testing.

Key Clientele & Geographic Presence



Operations across
12 states

Top 5 customers contributed **75%** of revenue in FY26,
while top 10 customers contributed **90%** of revenue in FY26.

Marquee Projects Completed



SITC of Ground Mounted Solar Photovoltaic Power Plant 1.9MW (Hybrid Type & On grid Type)



SITC of Highway Lighting: Highway Bamanbore to Garamore Section of NH 8A & NH 8B in Gujarat



Electrical Work for road project at Panipat-Shamli.



Construction of Toll Plaza Building (Gujarat)



Work for replacement of pipe line (Uttar Pradesh)

Order Book Overview & Segment Distribution

Total Order Book = ₹ 330 Cr

Total Order Book Status

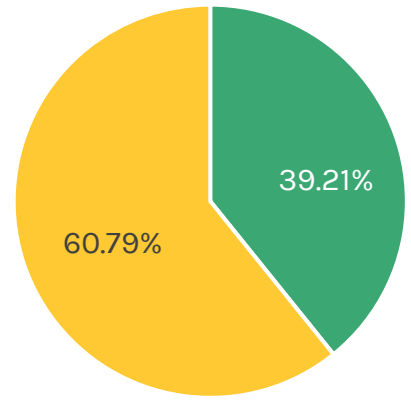

State Wise Order Book Bifurcation

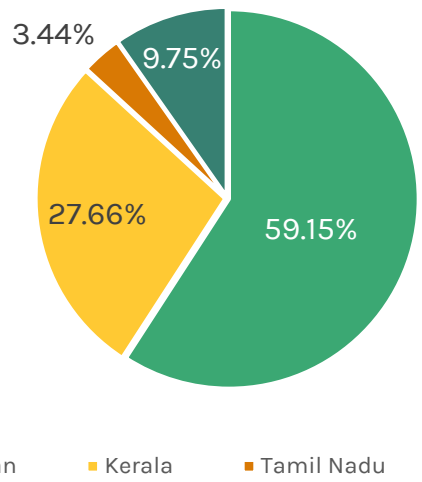

Segment Wise Order Book Bifurcation

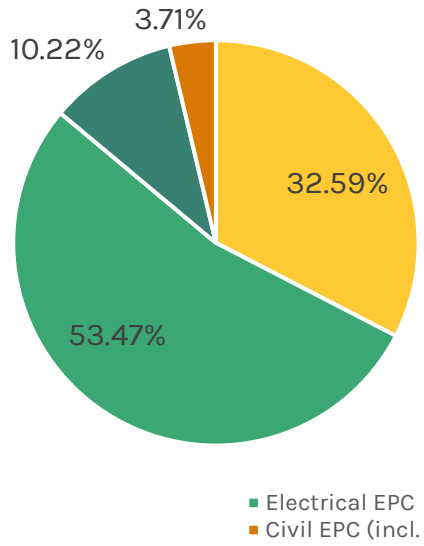

Note~

- Others include Maharashtra, Tamil Nadu, Goa, Uttar Pradesh, Gujarat

Ongoing Order Details

Solar Power Projects

- JVVNL – 8,000 Rooftop Solar Plants under PM Surya Ghar Yojana
- Order Value: ₹44.76 Cr

Electrical / LT-HT Utility / Shifting Works

- RDSS/TW – ₹100 Cr Order under Revamped Distribution Sector Scheme
- Order Value: ₹100 Cr

Civil Infrastructure EPC

- Reliance – Civil Infrastructure Development
- Project Scope: End-to-End Infrastructure Execution

Revenue Mix Analysis: Geography, Segment & Client Contribution

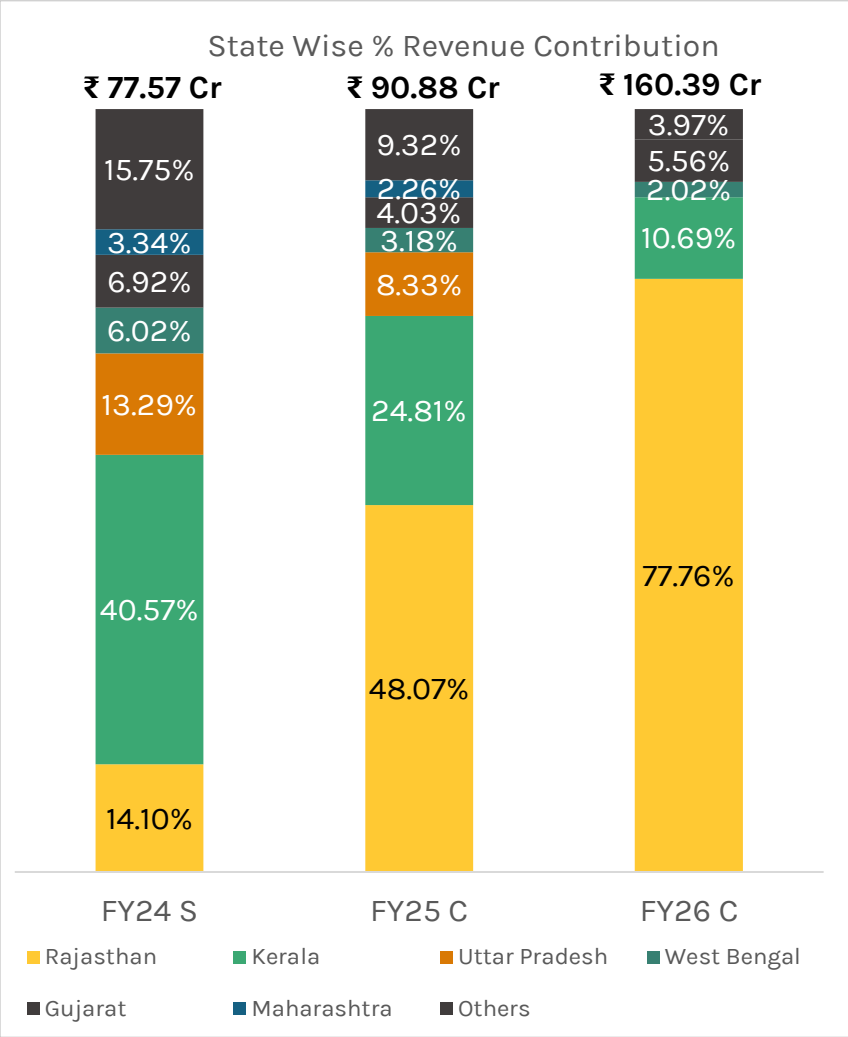

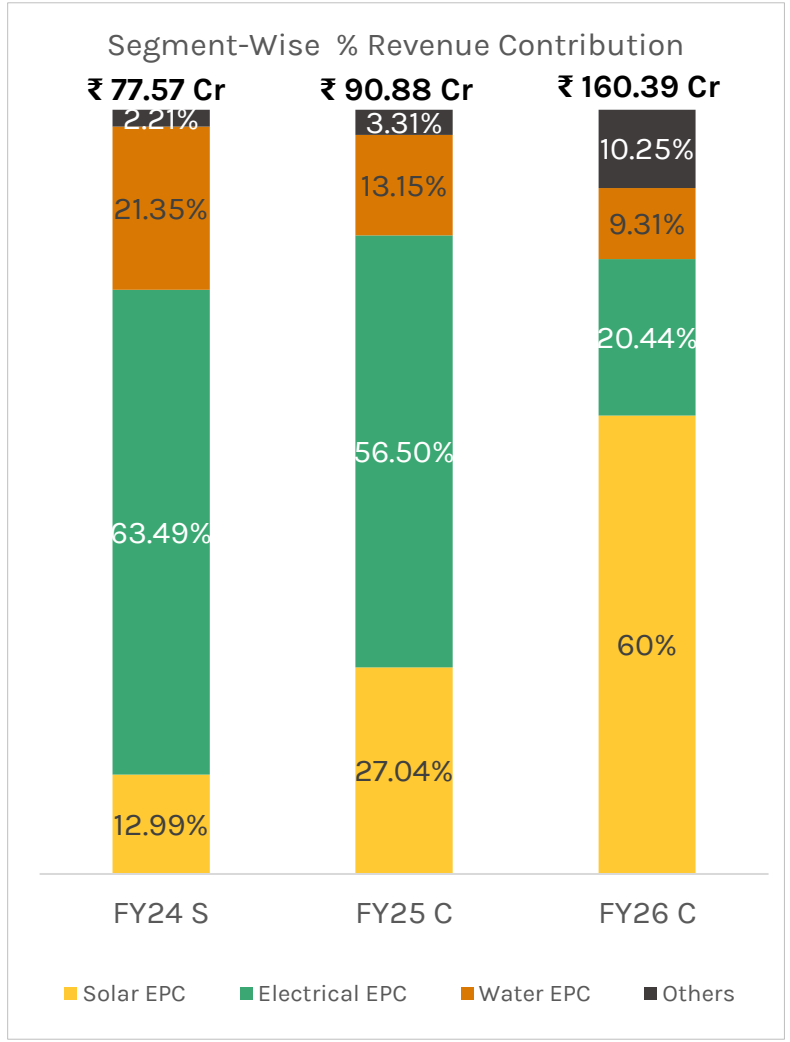

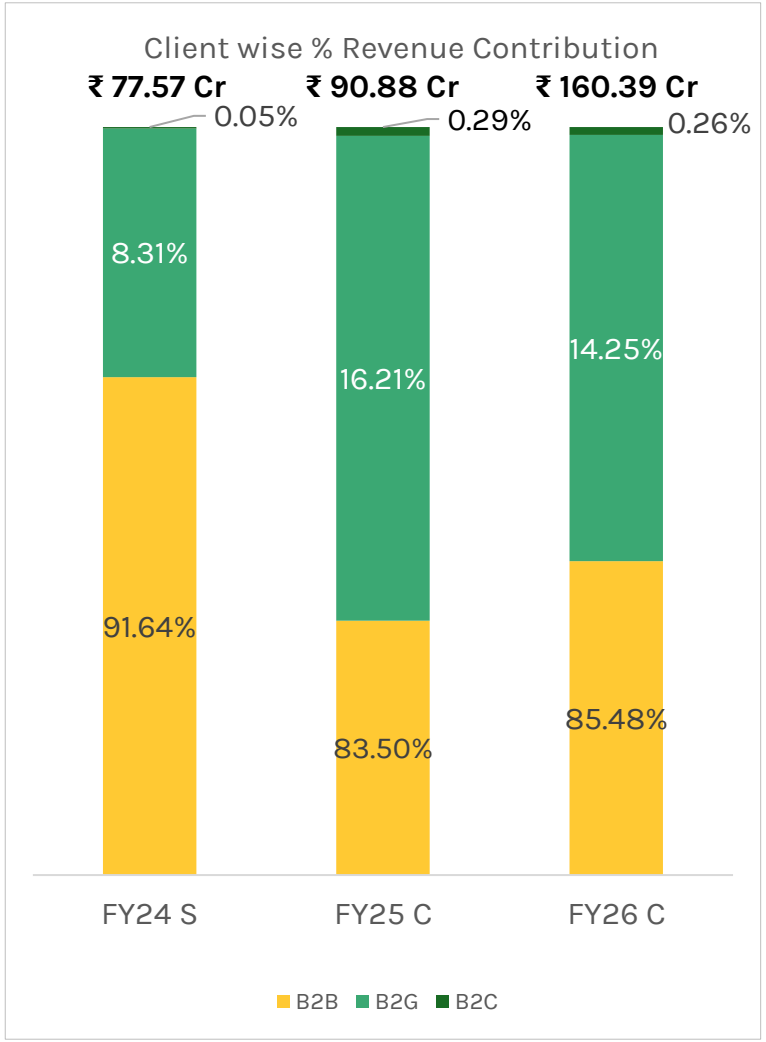

Note~

- Others: Tripura, Haryana, Odisha, Karnataka, Jharkhand, Madhya Pradesh, Punjab & Andhra Pradesh (state-wise % revenue)
- Others: Civil EPC, Engineering Consultancy Services, RESCO Solar Projects, MEC Test House & Hospitality (% revenue)

S- Standalone, C- Consolidated

Strategic Evolution – From EPC Contractor to Integrated Energy Asset Owner

Evolving from Execution-Led EPC Player to Recurring Revenue Renewable Asset Owner

EPC Execution Model

Established EPC Platform

- 98% of FY26 Revenue driven by EPC contracts
- Strong execution across Solar, Electrical, Water & Civil Infrastructure
- End-to-end capabilities: Design → Procurement → Execution → Commissioning
- Proven track record with Government & Institutional clients

Revenue Model Characteristics

- Project-based revenue recognition
- Working capital intensive
- Margin dependent on execution efficiency

Strategic Pivot



The RESCO Transformation

- Shift toward annuity-based, recurring revenue model
- Asset ownership for long-term cash flow visibility
- Improved revenue stability and margin profile

Key IPO Utilization

- ₹ 5.85 Cr. allocated to wholly-owned subsidiary
- Current Infra Dhanbad Solar Private Limited
- Development of 1800 KW Solar Plant
- Under RESCO Model at IIT (ISM), Dhanbad

Dedicated SPV Framework (FY25)

4 SPVs incorporated to execute & hold RESCO assets

- Ompura
- Bolnada
- Talabera
- Dhanbad

Business Strength: For Long Term Value Creation

Focused EPC Player

- 13+ years of EPC experience across civil, road, rail, and water infrastructure.
- Trusted by NHAI, PWD, and leading infra firms.

NABL Accreditation Quality Assurance Lab

- MEC Test Lab (Jaipur) accredited as per ISO/IEC 17025:2017 (TC-6481).
- High-end instruments & certified engineers ensure reliable Quality Assurance.

Strong Order Book With Repeat Orders & Long-Standing Relation with Clientele

- Order book of ₹330 Cr
- Repeat clients include GR Infraprojects, DRA Infracon, Shivalaya, and Ravi Infrabuild.

Experienced Promoters, Senior Management & Team

- Promoters Sujata & Sunil Singh Gangwar with 36+ years EPC experience.
- Team expertise spans engineering, renewables, QA, and hospitality.

End To End Project Management & Execution Capabilities

- In-house engineering, design & construction.
- Customized EPC solutions focused on margin optimization & faster execution.

Business Strategies: Expanding Markets, Enhancing Efficiencies

Strengthen Focus On EPC Projects And Enhance Execution Efficiency

- Expanding in roads & highways sector through standalone and collaborative EPC projects.
- Emphasis on efficient execution through advanced tech, equipment, and skilled workforce.

Expansion And Growth In Renewal Energy Sector

- Expanding by leveraging the Renewable Energy Service Company (RESCO) model.
- Scaling solar operations across states for steady revenue and long-term client ties, aligning with national solar adoption initiatives.

Geographical Diversification

- Reducing regional dependency by targeting high-potential markets.
- Aims to broaden revenue base and mitigate risks.



Leverage Core Competencies With Enhanced In-house Integration

- Strengthening internal design, engineering, project management, and procurement.
- Improve cost efficiency and delivery control.

Continue To Enhance Project Execution Capabilities

- Maximizing asset utilization and timely delivery to boost margins.
- Leverage operational skills and project management tools to increase productivity.

Enhancing Operational Efficiency Through IT Integration & System Consolidation

- Upgrading ERP-SAP systems to reduce manual work and enable tech-led cost control.
- System consolidation and integrated operations improves operational efficiency.

Infrastructure Industry: Global Momentum & Key Projections

Infrastructure Is A Key Global Economic Driver, Playing A Central Role In Accelerating Overall Development And Growth.

- The infrastructure industry is responsible for propelling overall development.
- Governments prioritize on investments in power, transport, and urban projects to stimulate growth.
- Infrastructure construction grew 10.7% in real terms in 2023 with 4.3% average annual growth in prior 5 years.
- USD 14.4 trillion growth projected in construction industry (2020-2030), led by urbanization.
- Sustained growth hinges on public funding, stable policies, and reliable data for smart investment decisions.

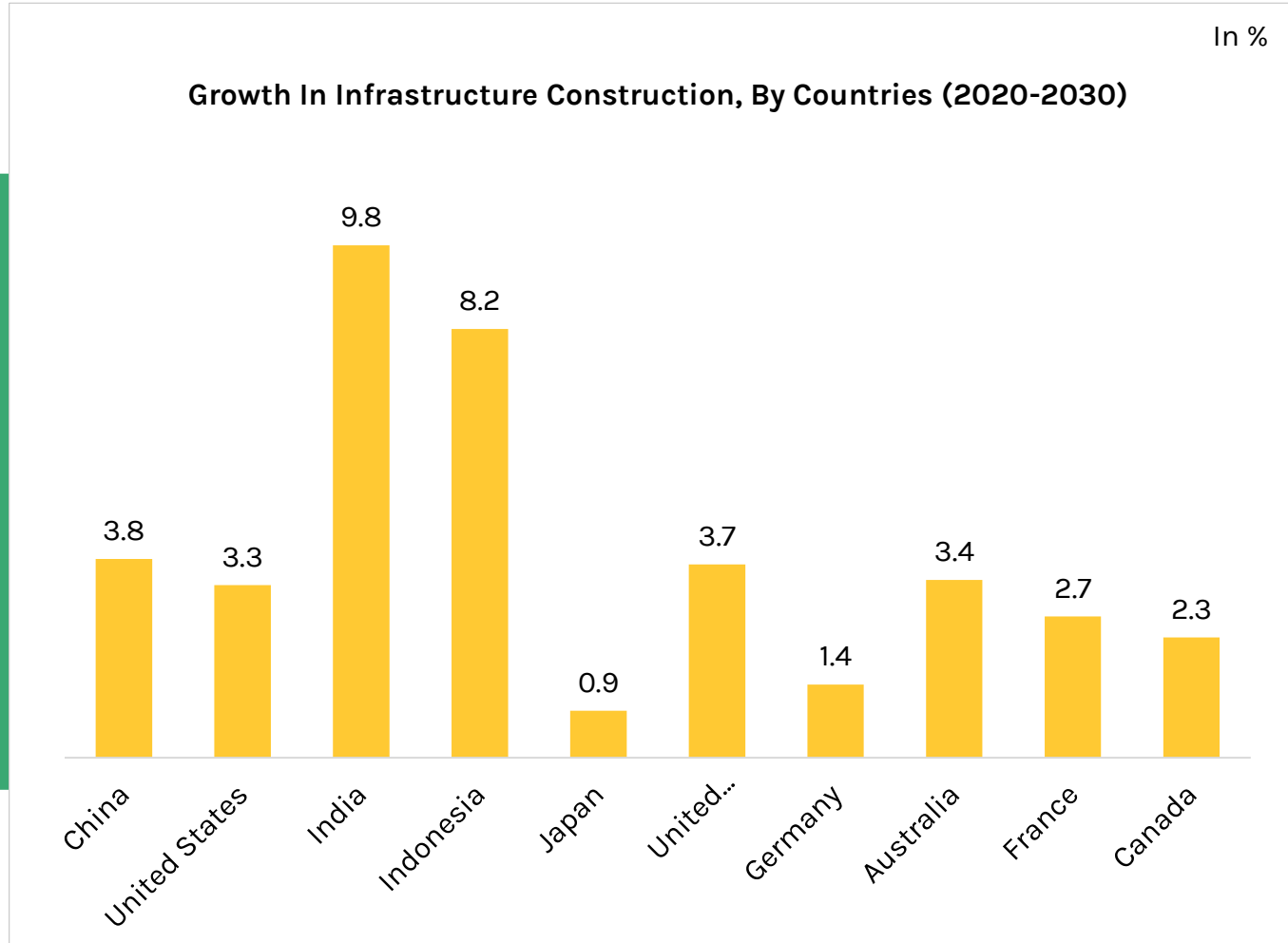

Source: IBEF, Mordor Intelligence

Indian Infrastructure Industry: Aiding Overall Growth

Infrastructure Development: A Key Driver Of India's Growth Towards A USD 26 Trillion Economy.

- India's infrastructure spend planned at USD 1.723 trillion between FY24–FY30.
- ₹2.93 Lakh Cr Railway CAPEX in FY27.
- ₹8,500 Cr allocated for solar power grid development.
- Metro rail: 919 km under construction in 26 cities.
- Logistics market projected to reach USD 484.43 billion by 2029.
- India's National Electricity Plan aims for 500 GW renewables by 2030 through major grid expansion.
- India will invest over ₹9 Lakh Cr (USD 107B) in transmission and energy storage by 2032.
- Saudi Arabia plans to invest up to USD 100 billion in India across energy, infra, mining, and more.

Key Government Initiatives:

- PM Gati Shakti: USD 1.3 trillion National Master Plan for Infrastructure.
- Bharatmala Pariyojana: 34,800 km of highways planned.
- National Infrastructure Pipeline (NIP): 9,666 projects, 46% under implementation.
- Production-Linked Incentive (PLI) Scheme to boost manufacturing.

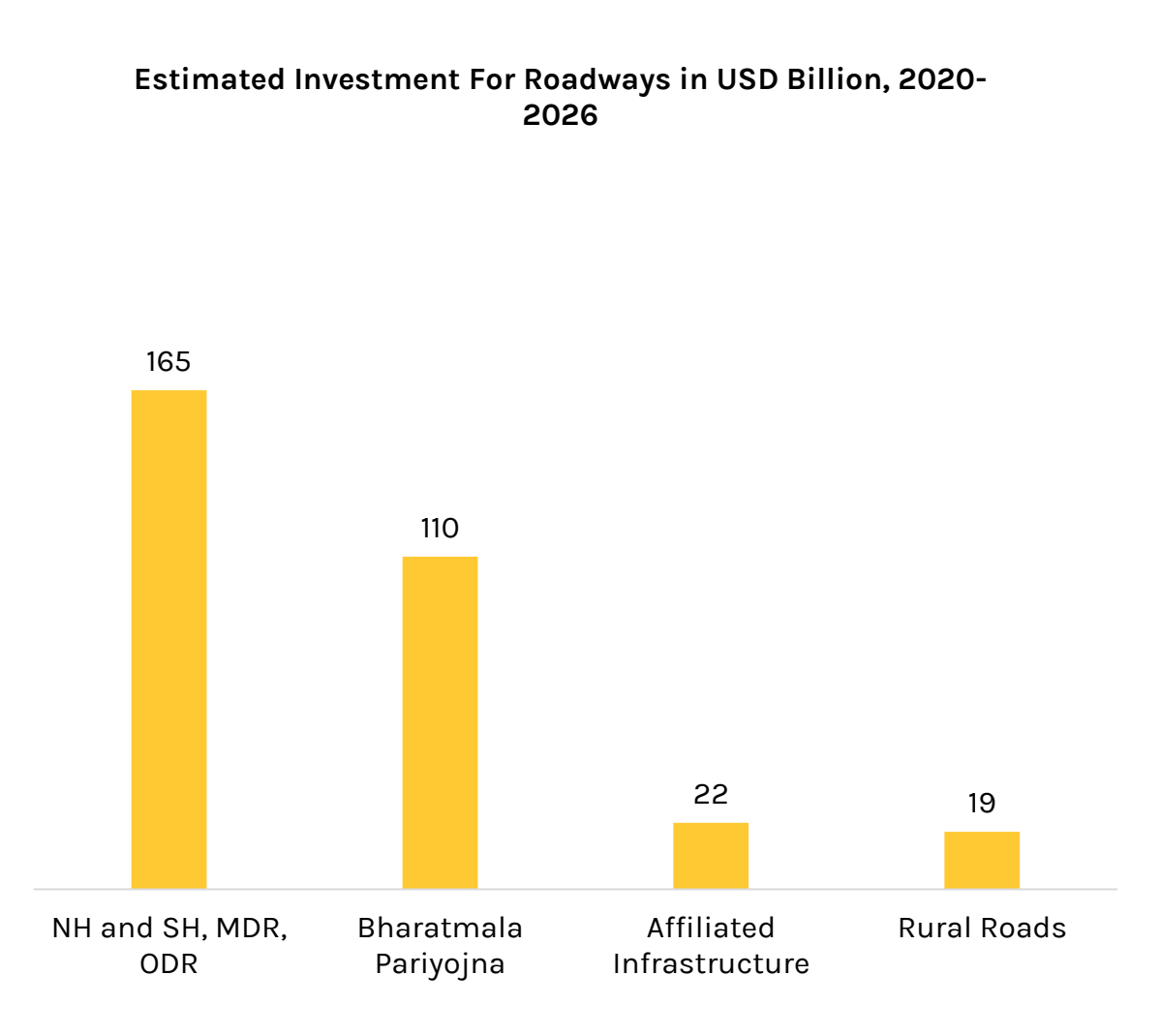

Source: IBEF, IBEF(Saudi Arabia), IBEF (PM GATI Shakti), Ministry of Railways

Business Outlook

Tailwinds

➢ Renewable Energy Boom
- India targets 500 GW renewable capacity by 2030.
- Requires massive solar EPC and grid infrastructure.

➢ Strong Infrastructure Capex
- India plans USD 1.7 trillion infrastructure investment by 2030.
- EPC sector expected to grow 9–11% annually.

➢ Transmission & Grid Investments
- Govt planning ₹2.4 lakh crore transmission spending.

➢ Clean Energy Policy Push
- Net-zero goals and renewable tender pipeline.

Headwinds

➢ Commodity Price Volatility
- Steel & copper price fluctuations impact margins.

➢ Dependence on Govt Spending
- Infra demand heavily linked to public capex cycles.

➢ Project Execution Delays
- Transmission bottlenecks slowing renewable projects.

Source: IBEF, PIB, NITI Aayog Infrastructure Reports

Infrastructure Trends: Sector-Wise Development Highlights

Road Transport

- Capital investment in road infrastructure increased from 0.4% of GDP in FY15 to 1.2% in FY26.
- National Highway construction pace tripled to ~34 km/day by FY26.

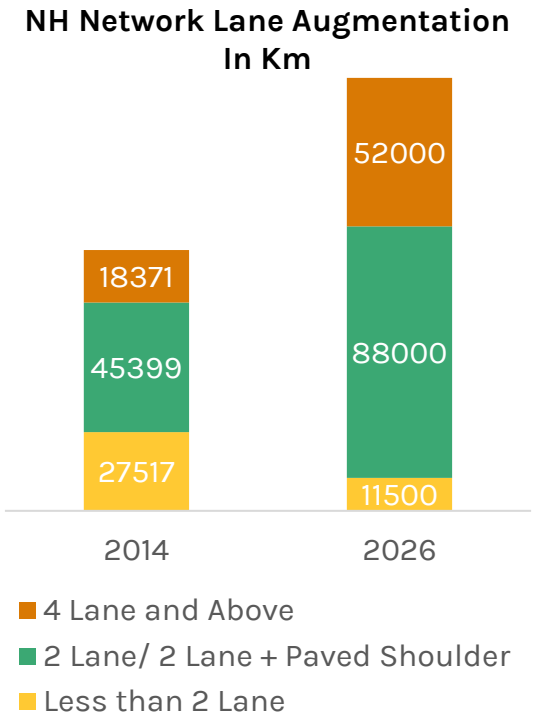

Source: PIB

Rail Transport

- Indian Railways network spans 69,400+ route km and employs 12 lakh people.
- Capital expenditure increased to ₹2.93 Lakh Cr in FY26-27.

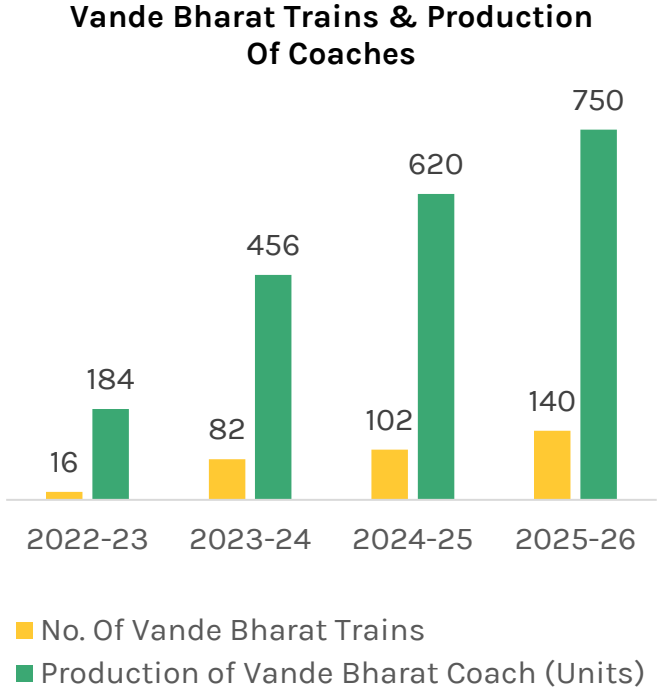

Source: PIB, Indian Railways

Water Transport

- Major port capacity in India increased to 2,760 MMTPA under PM Gati Shakti and Sagarmala initiatives
- Sagarmala Program includes 839 projects worth ₹5.8 Lakh Cr, with 272+ projects completed

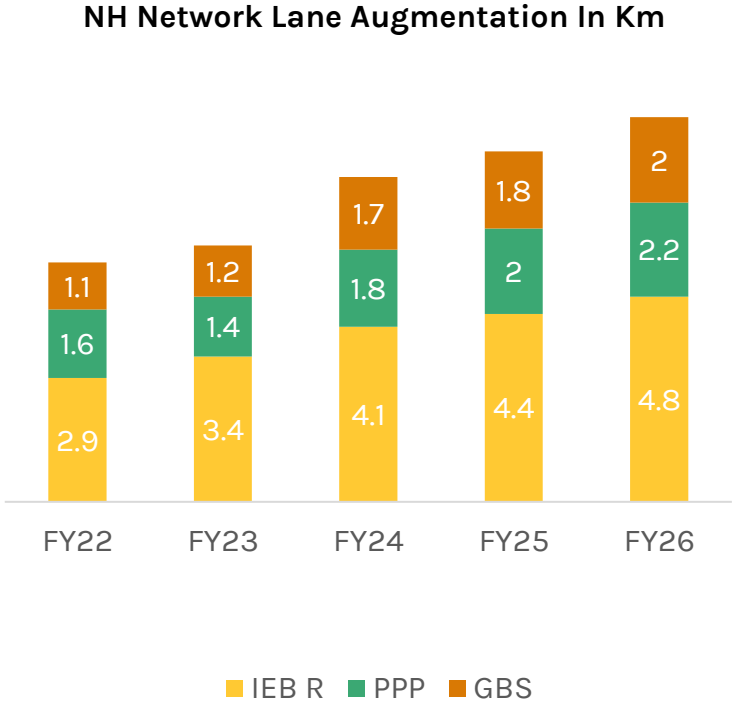

Source: SagarMala

Management's Comment On H1 FY27 Performance



Mr. Sunil Singh Gangwar

Chairman & Managing Director

"H1 FY27 marked steady progress for Current Infraprojects Limited, driven by growth across power infrastructure and renewable energy. We secured projects worth approximately ₹75 crore+, including ₹8.93 crore from BSF, Barmer, ₹44.76 crore from JVVNL for 8,000 rooftop solar plants under PM Surya Ghar Yojana, and ₹10.42 crore from Bank Note Press, Dewas, for a 3 MW rooftop solar project. Our four RESCO plants, aggregating 9.41 MW, continue to strengthen recurring revenues.

Our financial performance remained encouraging, with Total Income growing 19.46% YoY to ₹53.60 crore, EBITDA increasing 29.29% YoY to ₹10.21 crore and PAT rising 28.79% YoY to ₹5.01 crore, supported by improved EBITDA margins. Going forward, we remain focused on timely project execution, expanding our Solar EPC and RESCO portfolio, and capitalizing on opportunities across government-led infrastructure and renewable energy programmes to drive sustainable growth and create long-term stakeholder value."

H1 FY27 Consolidated Financial Highlights

(All Amount In ₹ Cr & Margins In %)

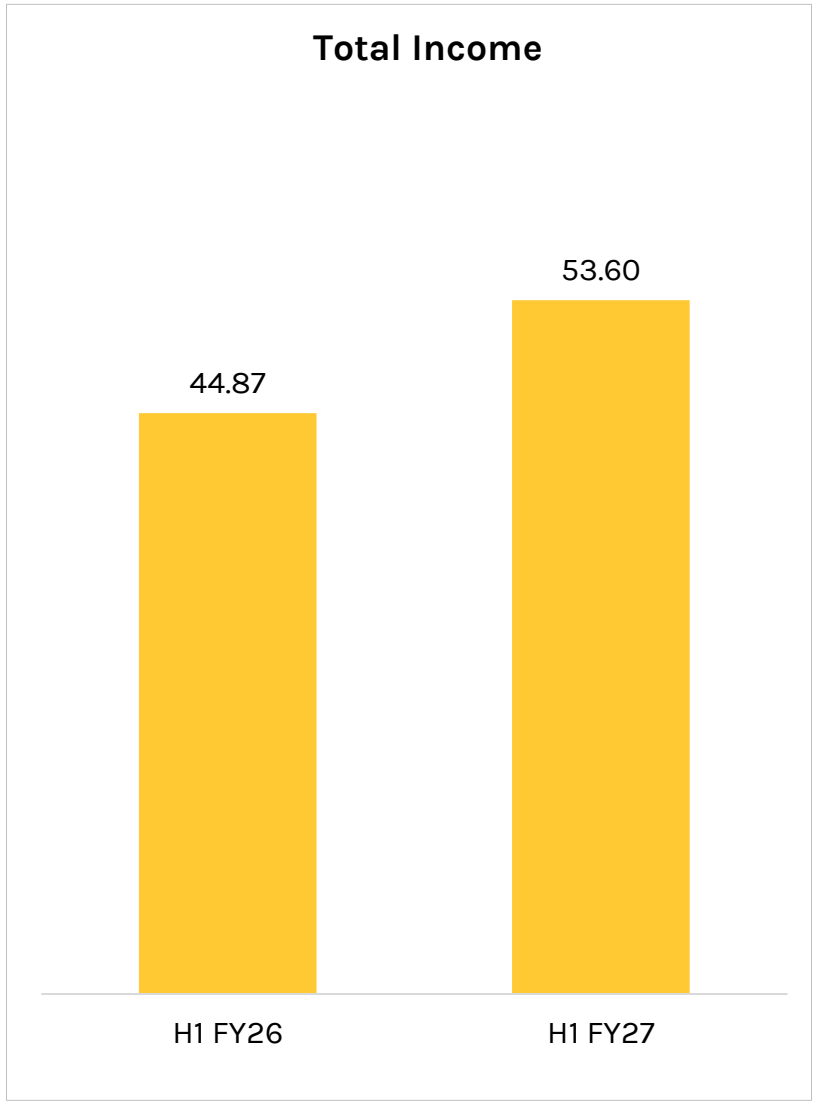

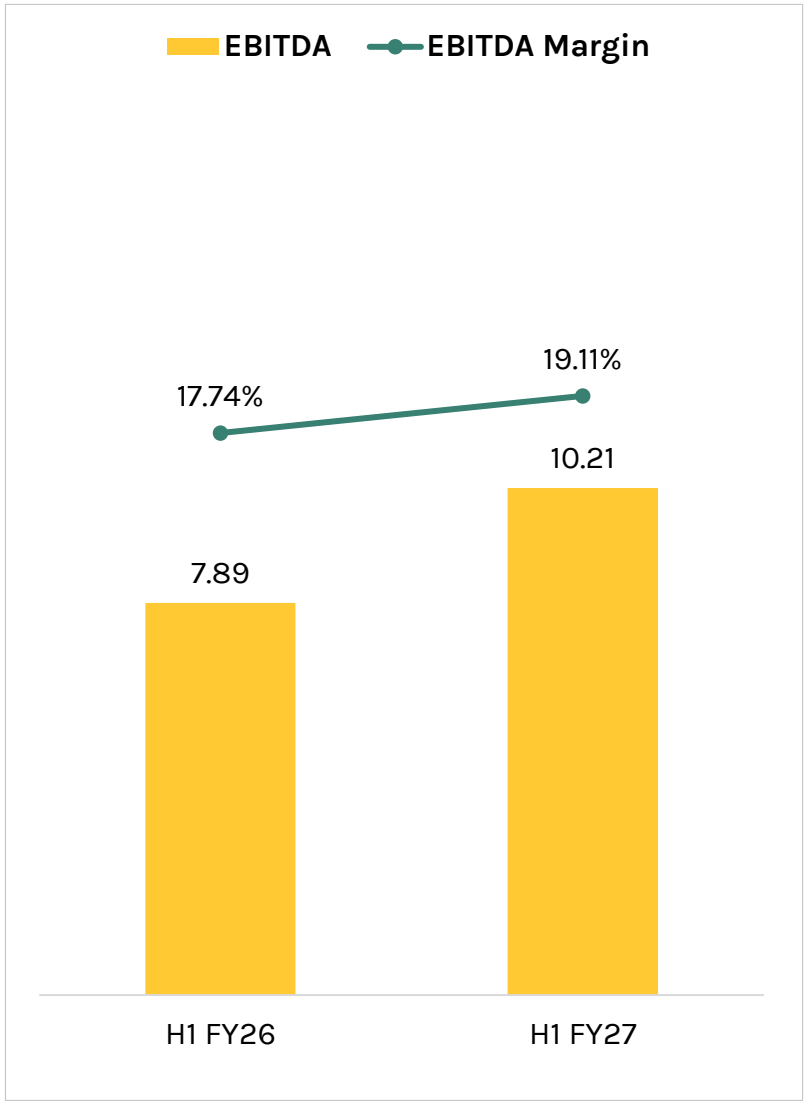

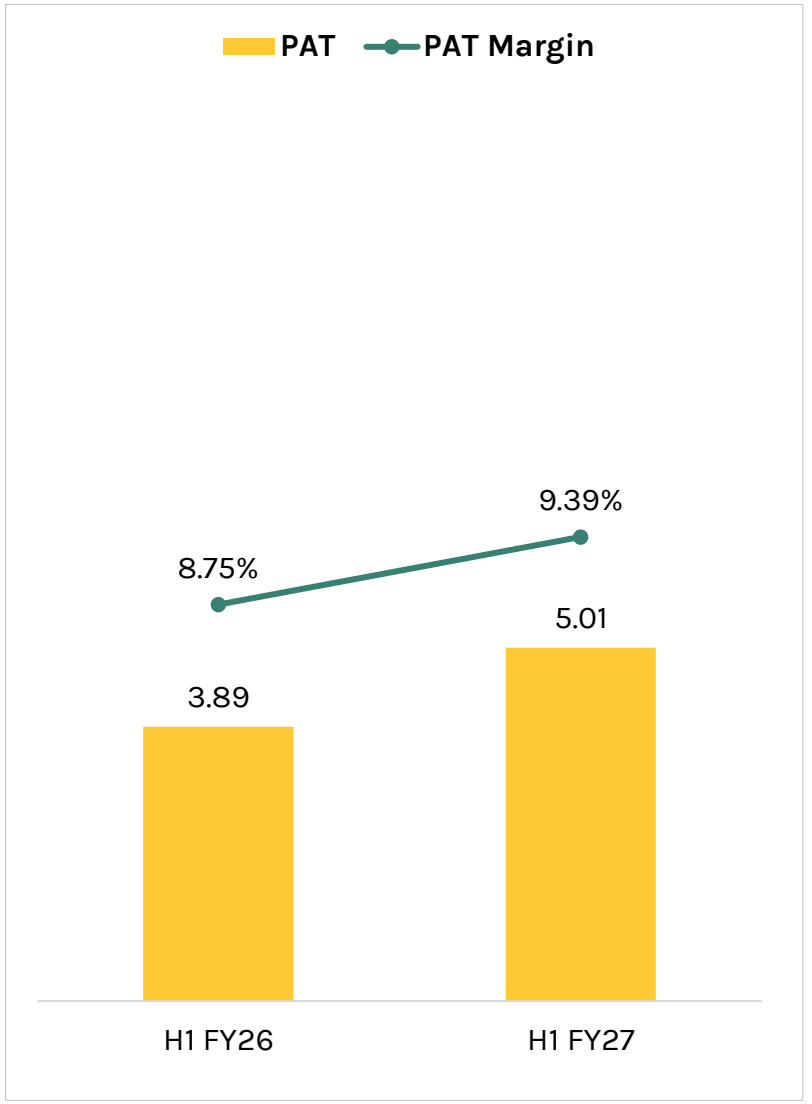

H1 FY27 Consolidated Profit & Loss Statement

(In ₹ Cr & Margins In %)

Particulars	H1 FY27	H1 FY26	YoY
Revenues	53.40	44.49	
Other Income	0.20	0.38	
Total Income	**53.60**	**44.87**	**19.46%**
Raw Material Expenses	37.58	31.52	
Employee Costs	3.47	2.70	
Other Expenses	2.34	2.75	
Total Expenditure	43.40	36.98	
EBITDA	**10.21**	**7.89**	**29.29%**
Finance Costs	2.18	1.24	
Depreciation	1.12	0.75	
PBT	7.11	6.29	
Tax	1.90	2.02	
PAT	**5.01**	**3.89**	**28.79%**
EPS	2.62	2.65	

Key Financial Highlights

(All Amount In ₹ Cr & Margins In %)

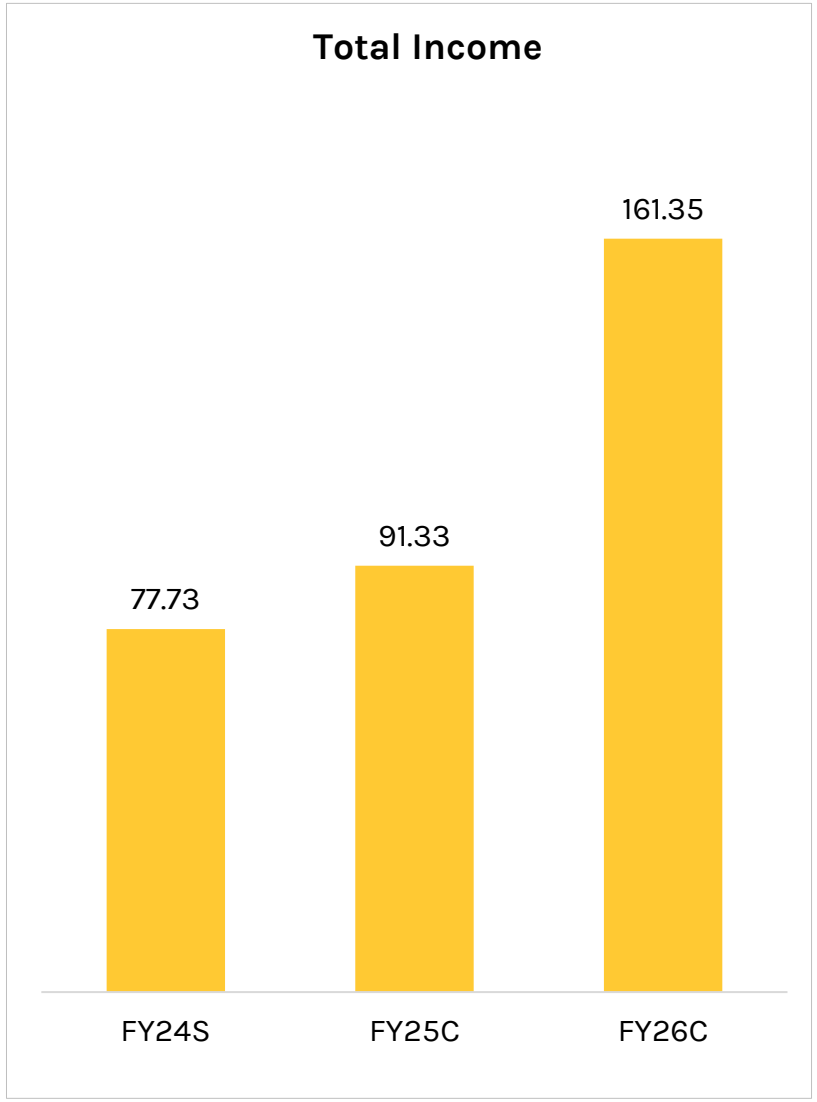

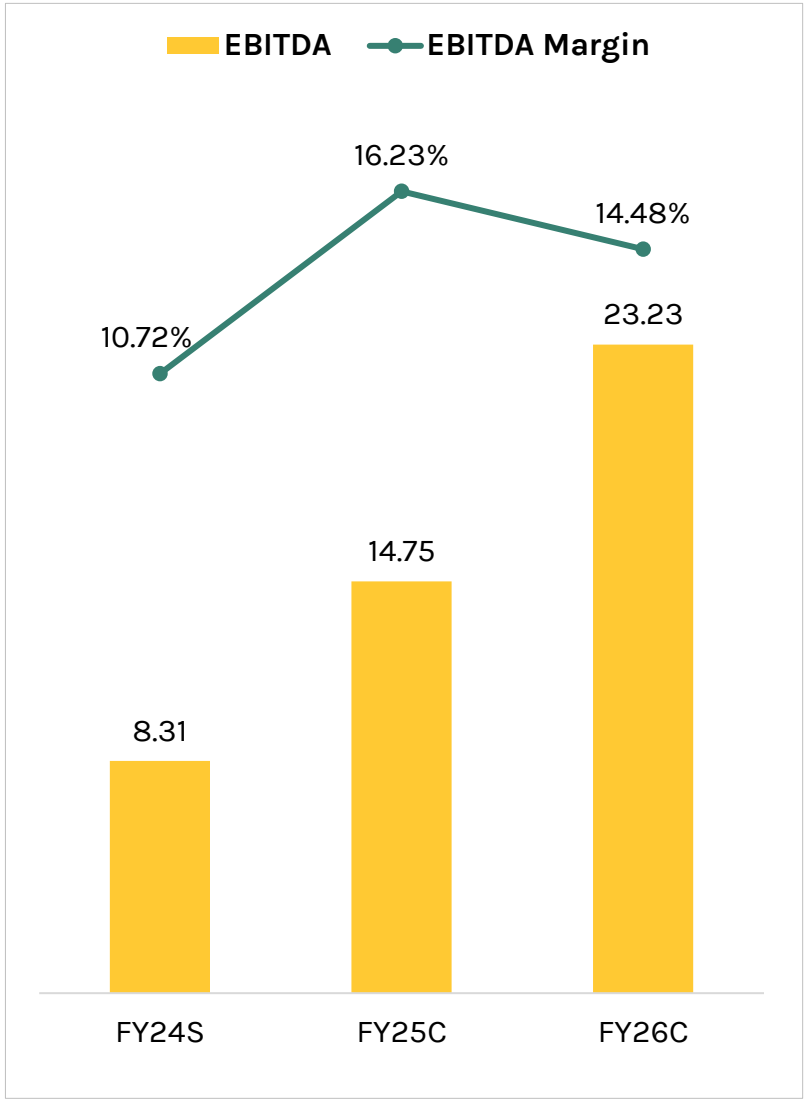

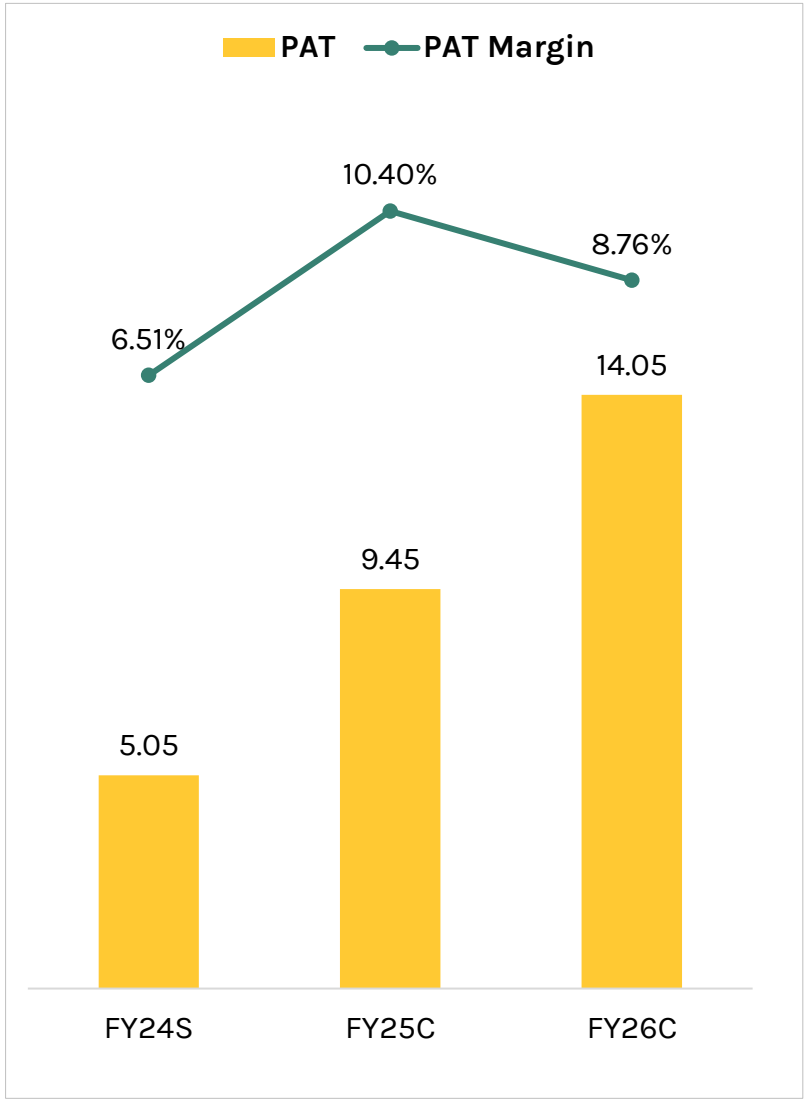

S- Standalone, C- Consolidated

Profit & Loss Statement

(In ₹ Cr & Margins In %)

Particulars	FY24 S	FY25 C	FY26 C
Revenues	77.57	90.88	160.39
Other Income	0.16	0.44	0.96
Total Income	**77.73**	**91.33**	**161.35**
Raw Material Expenses	62.43	68.53	126.09
Employee Costs	3.99	4.23	6.08
Other Expenses	2.83	3.37	4.99
Total Expenditure	69.25	76.14	137.16
EBITDA	**8.31**	**14.75**	**23.23**
EBITDA Margin	**10.72%**	**16.23%**	14.48%
Finance Costs	0.98	1.63	2.86
Depreciation	0.63	0.80	1.65
PBT	6.87	12.76	**19.68**
Tax	1.78	3.31	5.63
PAT	**5.09**	**9.45**	**14.05**
PAT Margin	6.56%	10.40%	8.76%

S- Standalone, C- Consolidated

Balance Sheet

(In ₹ Cr)

Equities & Liabilities	FY24 S	FY25 C	FY26 C
Equity	9.00	13.50	19.15
Reserves And Surplus	5.27	10.23	60.53
Minority Interest	0.00	0.00	0.00
Total Equity	**14.27**	**23.73**	**79.68**
Non Current Liabilities			
Long Term Borrowings	0.24	10.08	18.92
Other Long-Term Liabilities	4.04	6.74	2.39
Long Term Provision	0.27	0.30	0.26
Deferred Tax Liabilities	0.00	0.00	0.38
Total Non Current Liabilities	**4.55**	**17.12**	**21.94**
Current Liabilities			
Short Term Borrowings	11.94	20.53	14.13
Trade Payables	6.80	13.76	17.08
Short Term Provisions	0.29	1.62	2.56
Other Current Liabilities	4.21	2.76	13.27
Total Current Liabilities	**23.25**	**38.67**	**47.03**
Total Equity & Liabilities	**42.07**	**79.52**	**148.66**

(In ₹ Cr)

Assets	FY24 S	FY25 C	FY26 C
Non Current Assets			
Fixed assets	2.21	18.49	37.23
Long Term Loans and Advances	0.00	0.00	0.00
Deferred Tax Assets (Net)	0.19	0.24	0.00
Other Non-Current Assets	6.59	6.47	4.16
Total Non Current Assets	**9.00**	**25.20**	**41.40**
Current Assets			
Inventories	11.65	16.06	23.56
Loans	1.35	3.97	11.74
Trade Receivables	16.49	28.37	52.15
Investments	1.25	3.00	6.40
Cash & Bank Balance	0.13	0.14	7.50
Other Current Assets	2.20	2.77	5.90
Total Current Assets	**33.08**	**54.31**	**107.26**
Total Assets	**42.07**	**79.52**	**148.66**

S- Standalone, C- Consolidated

Cash Flow Statement

(In ₹ Cr)

Particulars	FY24 S	FY25 C	FY26 C
Cash Flow from Operating Activities	(0.43)	(1.10)	(9.20)
Cash Flow from Investing Activities	(2.53)	(18.27)	(20.53)
Cash Flow from Financing Activities	3.01	19.39	37.09
Net Increase in Cash & Cash Equivalents	**0.04**	**0.01**	**7.36**

S- Standalone, C- Consolidated

Key Ratios

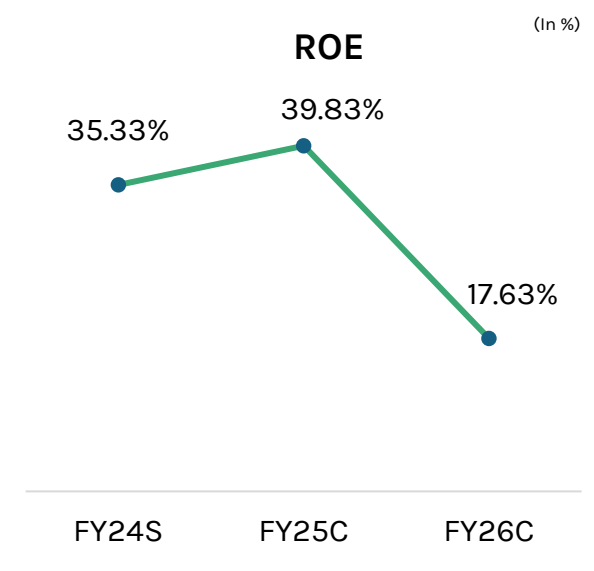

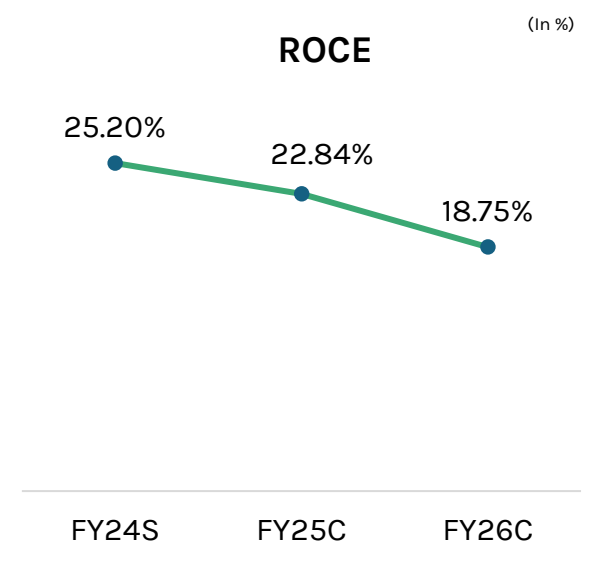

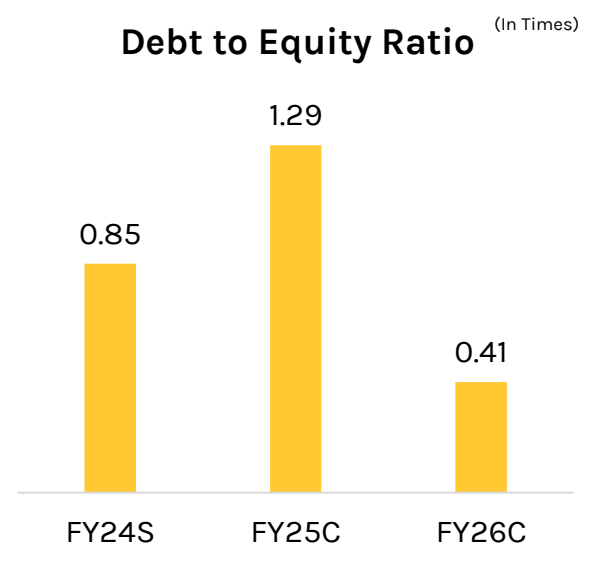

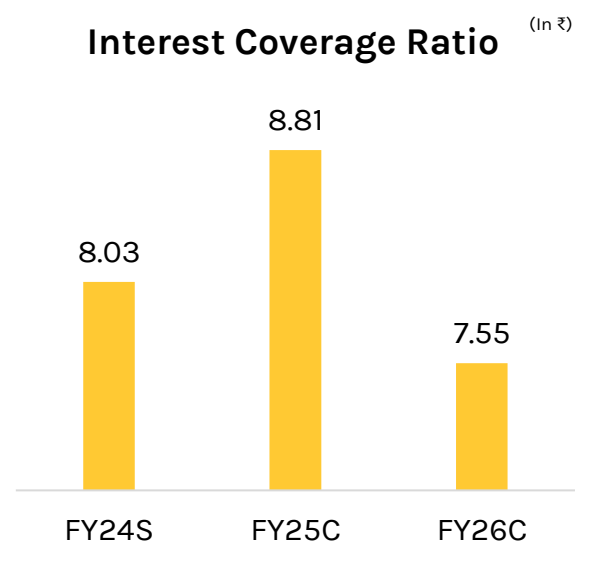

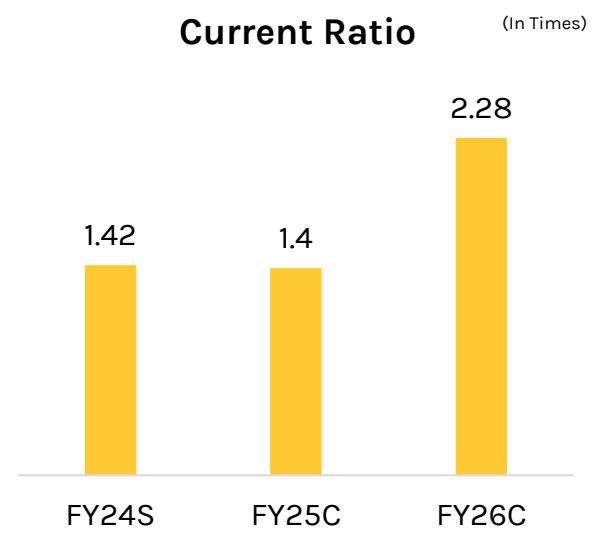

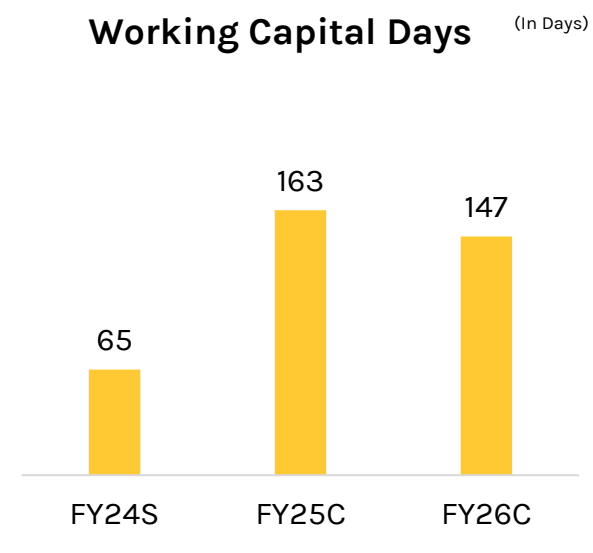

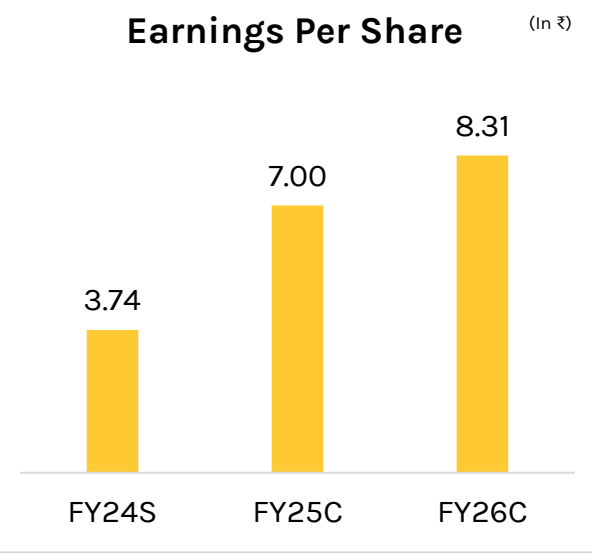

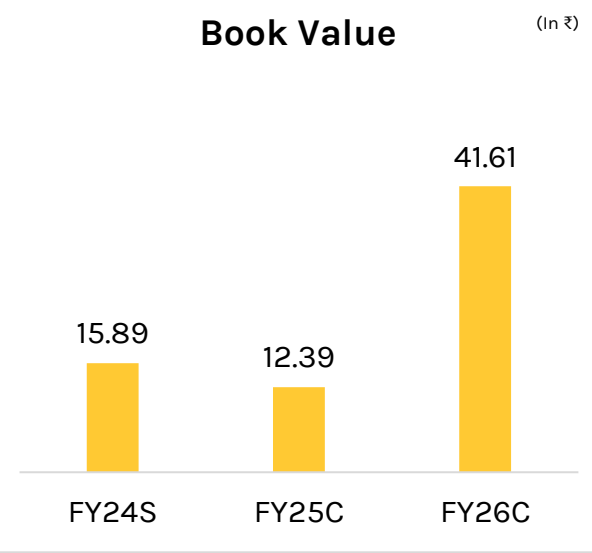

S- Standalone, C- Consolidated

Investment Rationale: Performance-Backed Market Potential

1. Diversified EPC Capabilities

- Operates across Solar, Electrical, Water, and Civil EPC segments under a turnkey model.
- Offers integrated MEP and PMC services to enhance project execution and value delivery.

2. Proven Track Record

- Completed 100+ government and private sector projects since 2015.

3. Quality Assurance & Certifications

- NABL-accredited MEC Test Lab for in-house electrical testing.
- Certified under ISO 9001, ISO 14001, ISO 45001, and ISO 50001 standards.



4. Expanding Pan-India Footprint

- Operational across 12 states including West Bengal, Kerala, Rajasthan and others.
- 40.85% of order book from outside Rajasthan, showing geographic diversification.

5. Robust Order Book

- Active order book of ₹ 330 Cr as of September 30, 2026.
- Consolidated Revenue grew by 106.77%, EBITDA by 179.38%, and PAT by 178.14% from FY24 to FY26.

6. Sustainable & Scalable Business Mode

- RESCO model enables recurring revenue from renewable energy projects.
- Strong B2G and B2B client engagement through direct bidding and relationships.

Stock Data

As On 19-11-2026

NSE: INE1CRQ01014 | CURRENT	
Share Price (₹)	96.00
Market Capitalization (₹ Cr)	183.82
No. of Shares Outstanding	1,91,48,000
Face Value (₹)	10.00
52-week High-Low (₹)	161.50 – 68.00

As On 30-09-2026

Share Holding Pattern

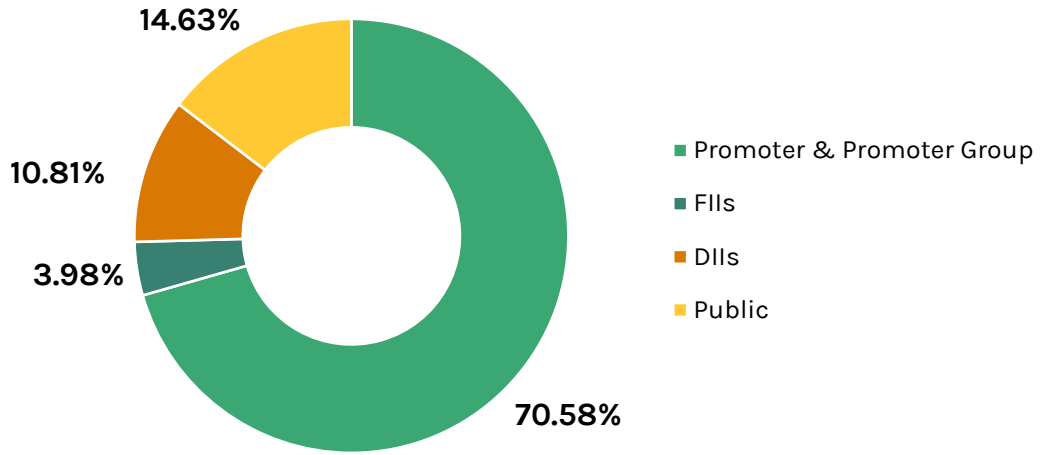

Share Performance From 3rd September 2025 Till Date

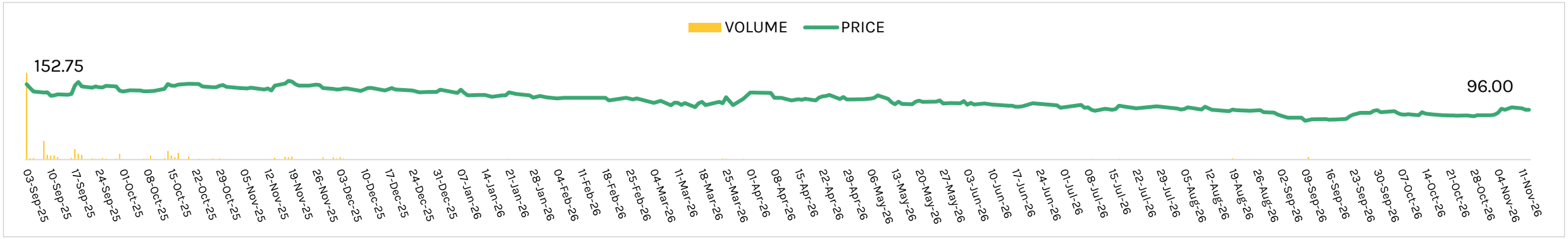

Source: NSE

Thank You

Current Infraprojects Limited
A-27, Basant Vihar, Vaishali Marg (West),
Panchyawala, Jaipur, Rajasthan - 302 034.
Phone: 0141-6762066
Website: www.currentinfra.com
Email: cs@currentinfra.com

Kirin Advisors Private Limited
713-B, Lodha Supremus II, Wagle Estate,
Thane West – 400 604.
Phone: 022 4100 2455
Website: www.kirinadvisors.com
Email: info@kirinadvisors.com

