CUB
TRUST AND EXCELLENCE SINCE 1904

CITY UNION BANK LTD.,

"NARAYANA" Administrative Office,
No. 24-B, Gandhi Nagar, Kumbakonam - 612 001.
Phone : 0435 - 2402322 - Fax : 0435 - 2431746
E-mail : shares@cityunionbank.com Website: www.cityunionbank.com
CIN - L65110TN1904PLC001287

C.O/Shares/LR-5/2020-21

13th August, 2020

National Stock Exchange of India Ltd.,
Exchange Plaza, 5th Floor, Plot No. C/1,
G Block, Bandra-Kurla Complex,
Bandra (E),
Mumbai 400 051

Scrip Code: CUB

BSE Ltd.,
DCS – CRD,
Phiroze Jeejeebhoy Towers,
25th Floor, Dalal Street,
Mumbai 400 001

Scrip Code: 532210

Dear Madam / Sir,

Sub: Investor presentation – Q1 FY 2021
Ref : Intimation u/r 30 of SEBI Listing Regulations 2015

Pursuant to Regulation 30 R/w Schedule III of the SEBI (Listing Obligations and Disclosure Requirements) Regulations 2015, we submit herewith the Investor Presentation on the Un-Audited Financial Results of the Bank for the quarter ended 30th June, 2020 for your information and records please.

Thanking you

Yours faithfully
for CITY UNION BANK LIMITED

(V Ramesh)
General Manager – CFO & CS

CITY UNION BANK LTD., Kumbakonam

Encl.: a/a

CITY UNION BANK

INVESTOR PRESENTATION

JUNE 2020

Disclaimer

No representation or warranty, express or implied is made as to, and no reliance should be placed on the fairness, accuracy, completeness or correctness of such information or opinions contained herein. The information contained in this presentation is only current as of its date. Certain statements made in this presentation may not be based on historical information or facts and may be "forward looking statements", including those relating to the bank's general business plan's and strategy, its future financial condition and growth prospects and future developments in the industry and regulatory environment. Actual results may differ materially from these forward-looking statements due to a number of factors, including future changes or developments in the bank's business, its competitive environment and political, economic, legal and social conditions in India. This communication is for general information purpose only, without regard to specific objectives, financial situations and needs of any particular person. This presentation does not constitute an offer or invitation to purchase or subscribe for any shares in the bank and neither any part of it shall form the basis of or be relied upon in connection with any contract or commitment whatsoever. The bank may alter, modify or otherwise change in any manner the content of this presentation, without obligation to notify any person of such revisions or changes. This presentation should not be copied and/or disseminated in any manner.

TABLE OF CONTENTS

4 Overview

10 Performance Highlights – June 2020

14 Financial Performance & Business Profile

36 Covid Outbreak

42 Branch Network

44 Shareholding Pattern

46 Corporate Governance

OVERVIEW

OVERVIEW

City Union Bank Ltd., the oldest Private Sector Bank in India, was founded on October 31, 1904 and is headquartered at Kumbakonam, Tamil Nadu, India.

The main focus of the Bank – lending to MSME, Retail / Wholesale Trade with granular asset profile including providing short term and long term loans to agricultural sector.

FACTS & FIGURES

Position as on 30.06.2020

Deposits
INR 41,026 CR

Advances
INR 34,536 CR

Net Interest Margin
3.98%

Net NPA
2.11%

Employees
5,743

Branches
700

ATM's
1,788

Efficiency Ratio
40.42%

KEY MILESTONES

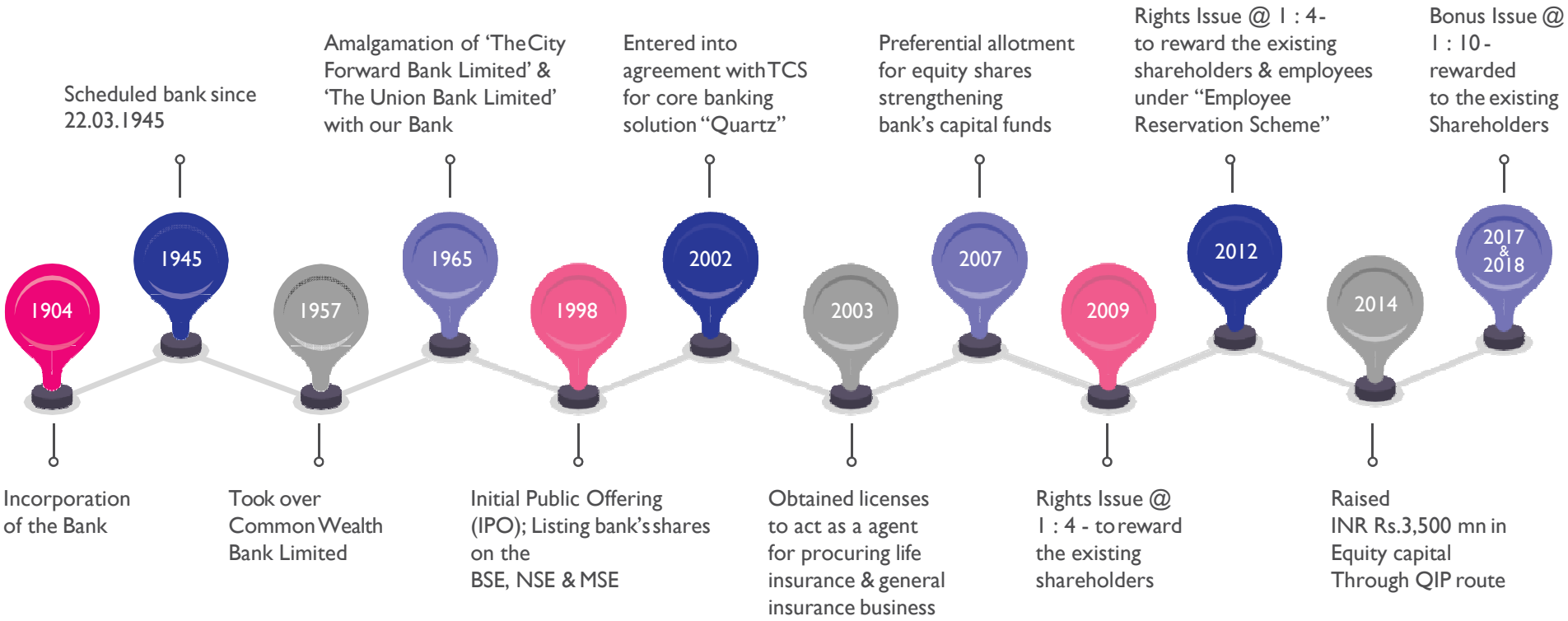

CITY UNION BANK - A SPECIALIZED BANKING MODEL ALIGNED TO TARGET SEGMENT – SME / MSME

SME / MSME focus

- SME/MSME specialized business model focusing on large untapped segment
- Segment consistently delivering higher yields
- Superior client servicing leading to client retention and low business acquisition costs

Prudent Risk Management

- SME exposures' result in granular asset profile
- Granular deposit base with high retention rates result in stable liability profile
- SME / MSME Loans result in lower NPA as they are:
  - Additionally collateralised by residential property and personal guarantees etc.
  - Predominantly single banker relationships with minimal exposure to consortium / multiple banking arrangements / infrastructure lendings.

10 year CAGR of 20%+

Invested in Robust Infrastructure

- Comprehensive employee training and recruitment infrastructure through staff training college
- All branches and 100% business under CBS fromTCS

Purely retail Liability Franchise

- No Certificate of Deposit
- No reliance on Corporate bulk deposits

Consistent Return with Superior ROA, ROE

COMPETITIVE ADVANTAGES

NETWORK

Pan India presence with 700 branches

Strong presence in South India (628 branches) of which 485 are in Tamil Nadu alone

ADEQUATELY CAPITALISED

Strong Capital Adequacy ratio of 16.77% out of which Tier 1 constitutes 15.69%

HIGHER YIELDING LOAN PORTFOLIO

Trading and MSME loan segments earning high yields constitute about 47% of advances

STRONG TRACK RECORD

- Continuous profitability and dividend payout in all 115+ years of operations
- Business growth of 20%+ CAGR in last 10 years

ROBUST CORPORATE GOVERNANCE PRACTICES

- Strong board with majority of directors being independent directors
- Consistency in management with only 7 CEOs appointed in 100+ years

DIVERSIFIED ASSET PROFILE

- Granular asset profile with advances to top 20 group borrowers contributing around 8.11%
- Lower ticket size lending backed by adequate collaterals

CREDIT RATING

ICRA has assigned

- "**AA-**" for Long Term - issuers with this rating are considered to have **"High Degree of Safety"** regarding timely servicing of financial obligations.
- "**A1+-**" for **Certificate of Deposits (CD)** - issuers with this rating are considered to have **"Strong Degree of Safety"** regarding timely payment of financial obligations.

CRISIL has assigned

- "**A1+**" for **Certificate of Deposits (CD)** - issuers with this rating are considered to have **"Very Strong Degree of Safety"** regarding timely payment of financial obligations.

PERFORMANCE HIGHLIGHTS – JUNE 2020

Q1 FY 2021 PERFORMANCE – A SNAPSHOT

- Deposits increased by 5% from Rs.391 Bn to Rs.410 Bn Y-o-Y
- Advances registered a growth of 7% from Rs.322 Bn to Rs.345 Bn Y-o-Y
- Total business grown by 6% from Rs.713 Bn to Rs.755 Bn Y-o-Y
- Gross Profit marginally increased by 1% to Rs.3,560 Mn from Rs.3,514 Mn (Y-o-Y)
- Net Profit decreased from Rs.1,856 Mn to Rs.1,540 Mn (Y-o-Y)
- Profitability and efficiency ratios :

PARTICULARS	Q1 FY 21	Q1 FY 20	FY 2019-20
Return on Assets	1.23%	1.63%	1.00%
Net Interest Margin	3.98%	4.11%	3.98%
Return on Equity	11.65%	15.22%	9.47%
Earning per share	Rs.2.09	Rs.2.53	Rs.6.48

- Gross NPA – 3.90% and Net NPA – 2.11%
- Provision Coverage Ratio – 68%
- CRAR – 16.77% (Basel III) of which core CRAR – 15.69%

Q1 FY 2021 VS Q1 FY 2020 PERFORMANCE – A SNAPSHOT

(in INR Mn)

	Q1 FY 21	Q1 FY 20	Change
Deposits	410,259	390,768	5%
Advances	345,356	322,295	7%
Total Business	755,615	713,063	6%
CASA	100,976	91,613	10%
Gross Profit	3,560	3,514	1%
Net Profit	1,540	1,856	-ve
Net Interest Income	4,369	4,169	5%
Cost to Income	40.42%	39.43%	

ROA	1.23%
ROE	11.65%
NIM	3.98%
Gross NPA	3.90%
Net NPA	2.11%

Q1 FY 21 Q1 FY 20

FY 2020 VS FY 2019 PERFORMANCE – A SNAPSHOT

(in INR Mn)

	FY 20	FY 19	Change
Deposits	408,325	384,480	6%
Advances	345,762	330,652	5%
Total Business	754,087	715,132	5%
CASA	101,970	96,982	5%
Gross Profit	13,414	12,400	8%
Net Profit	4,763	6,829	-ve
Net Interest Income	16,752	16,115	4%
Cost to Income	43.04%	41.67%	
ROA	1.00%		
ROE	9.47%		
NIM	3.98%		
Gross NPA	4.09%		
Net NPA	2.29%		

FY 20 FY 19

FINANCIAL PERFORMANCE & BUSINESS PROFILE

Q1 FY 21 VS Q1 FY 20 PERFORMANCE - A SNAPSHOT

(in INR Mn)

FINANCIAL PERFORMANCE

PARTICULARS	Q1 FY 2021	Q1 FY 2020	INC / (DEC)	Growth	Growth %
Deposits	410,259	390,768	↑	19,491	5%
Advances	345,356	322,295	↑	23,061	7%
Total Business	755,615	713,063	↑	42,552	6%
Demand Deposits	28.946	28,532	↑	414	1%
Saving Deposits	72,030	63,081	↑	8,949	14%
CASA	100,976	91,613	↑	9,363	10%
Gross NPA	13,461	10,762			
Net NPA	7,164	6,000			
Gross NPA (%)	3.90%	3.34%			
Net NPA (%)	2.11%	1.89%			
C R A R (BASEL – III)	16.77%	15.68%			
- Of which Tier I	15.69%	15.17%			
CD Ratio	84%	82%			
PCR	68%	65%			

Q1 FY 21 VS Q1 FY 20 PERFORMANCE - A SNAPSHOT

(in INR Mn)

FINANCIAL PERFORMANCE

PARTICULARS	Q1 FY 2021	Q1 FY 2020	INC / (DEC)	Growth %	Q4 FY 2020
Net Interest Income	4,369	4,169	200	5%	4,195
Other Income	1,606	1,633	-27	-ve	1,793
Operating Expenses	2,415	2,288	127	6%	2,637
Gross Profit	3,560	3,514	46	1%	3,351
Provisions & Contingencies	2,020	1,658	362	22%	4,304
Net Profit	1,540	1,856	-316	-ve	-953
Return onAssets	1.23%	1.63%			-0.77%
Return on Equity	11.65%	15.22%			-7.22%
Net Interest Margin	3.98%	4.11%			3.91%

FY 20 VS FY 19 PERFORMANCE - A SNAPSHOT

(in INR Mn)

FINANCIAL PERFORMANCE

PARTICULARS	FY 2020	FY 2019	INC / (DEC)	Growth	Growth %
Deposits	408,325	384,480	↑	23,845	6%
Advances	345,762	330,652	↑	15,110	5%
Total Business	754,087	715,132	↑	38,955	5%
Demand Deposits	29,244	32,145	↑	-2,901	-ve
Saving Deposits	72,726	64,837	↑	7,889	12%
CASA	101,970	96,982	↑	4,988	5%
Gross NPA	14,134	9,771			
Net NPA	7,785	5,915			
Gross NPA (%)	4.09%	2.95%			
Net NPA (%)	2.29%	1.81%			
C R A R (BASEL – III)	16.76%	15.55%			
- Of which Tier I	15.80%	15.03%			
CD Ratio	85%	86%			
PCR	65%	63%			

FY 20 VS FY 19 PERFORMANCE - A SNAPSHOT

(in INR Mn)

FINANCIAL PERFORMANCE

PARTICULARS	FY 2020	FY 2019	INC / (DEC)	Growth %
Net Interest Income	16,752	16,115	637	4%
Other Income	6,799	5,144	1,655	32%
Operating Expenses	10,137	8,859	1,278	14%
Gross Profit	13,414	12,400	1,014	8%
Provisions & Contingencies	8,651	5,571	3,080	55%
Net Profit	4,763	6,829	-2066	-ve
Return onAssets	1.00%	1.64%		
Return on Equity	9.47%	15.25%		
Net Interest Margin	3.98%	4.32%		

PROVISIONS & CONTINGENCIES – BREAKUP

(in INR Mn)

PARTICULARS	Q1 FY 21	Q1 FY 20	FY 19-20	FY 18-19	Q4 FY 20
Provision for:					
- Tax	450	500	1,100	2,420	-200
- Bad Debts	500	1,440	6,310	2,700	3,105
- Covid 19	1,000	-	1,250	-	1,250
- Standard Assets	40	-37	193	215	80
- Depn on Investments	-	-240	-317	160	3
- Depn on Shifting	-	-	-	65	-
- Restructuring / FITL	30	-	69	-96	25
- Others	-	-5	46	107	41
Total	**2,020**	**1,658**	**8,651**	**5,571**	**4,304**

Q1 FY 21 VS Q1 FY 20 – INCOME AND EXPENSES BREAKUP

(in INR Mn)

INTEREST INCOME BREAKUP

PARTICULARS	Q1 FY 2021	Q1 FY 2020	Growth %
Interest on Loans	8,922	8,686	3%
Interest on Investments	1,400	1,411	-ve
Other Interest Income	171	195	-ve
Total Interest Income	10,493	10,292	2%

INTEREST EXPENSES BREAKUP

PARTICULARS	Q1 FY 2021	Q1 FY 2020	Growth %
Int Exp on Deposits	5,899	5,945	-ve
Other Int Expenses	225	178	26%
Total Interest Expenses	6,124	6,123	-

OTHER INCOME BREAKUP

PARTICULARS	Q1 FY 2021	Q1 FY 2020	Growth %
CEB & Charges	456	796	-ve
Treasury Income	1,085	446	143%
Other Inc incl recoveries in written off a/cs	65	391	-ve
Total Other Income	1,606	1,633	-ve

OPERATING EXPENSES BREAKUP

PARTICULARS	Q1 FY 2021	Q1 FY 2020	Growth %
Employee Cost	1,164	1,004	16%
Other Operating Expenses	1,251	1,284	-ve
Total Expenses	2,415	2,288	6%

FY 20 VS FY 19 – INCOME AND EXPENSES BREAKUP

(in INR Mn)

INTEREST INCOME BREAKUP

PARTICULARS	FY 2020	FY 2019	Growth %
Interest on Loans	34,946	31,777	10%
Interest on Investments	6,099	5,536	10%
Other Interest Income	641	359	79%
Total Interest Income	41,686	37,672	11%

INTEREST EXPENSES BREAKUP

PARTICULARS	FY 2020	FY 2019	Growth %
Int Exp on Deposits	24,369	21,080	16%
Other Int Expenses	565	477	18%
Total Interest Expenses	24,934	21,557	16%

OTHER INCOME BREAKUP

PARTICULARS	FY 2020	FY 2019	Growth %
CEB & Charges	3,076	2,936	5%
Treasury Income	2,442	870	181%
Other Inc incl recoveries in written off a/cs	1,281	1,338	-ve
Total Other Income	6,799	5,144	32%

OPERATING EXPENSES BREAKUP

PARTICULARS	FY 2020	FY 2019	Growth %
Employee Cost	4,207	3,644	15%
Other Operating Expenses	5,930	5,215	14%
Total Expenses	10,137	8,859	14%

STRONG DEPOSITS AND ADVANCES GROWTH

(in INR Mn)

DEPOSITS

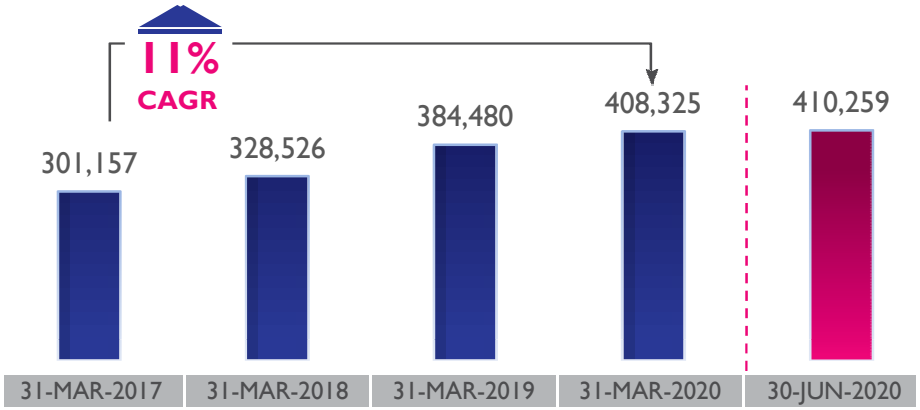

ADVANCES

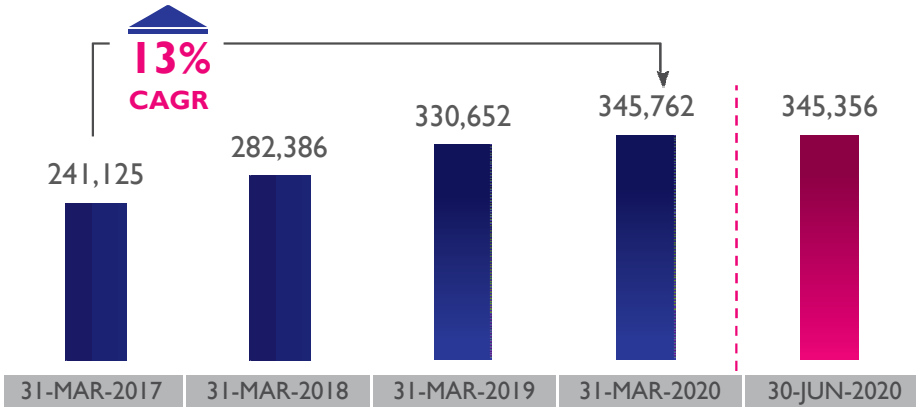

BUSINESS

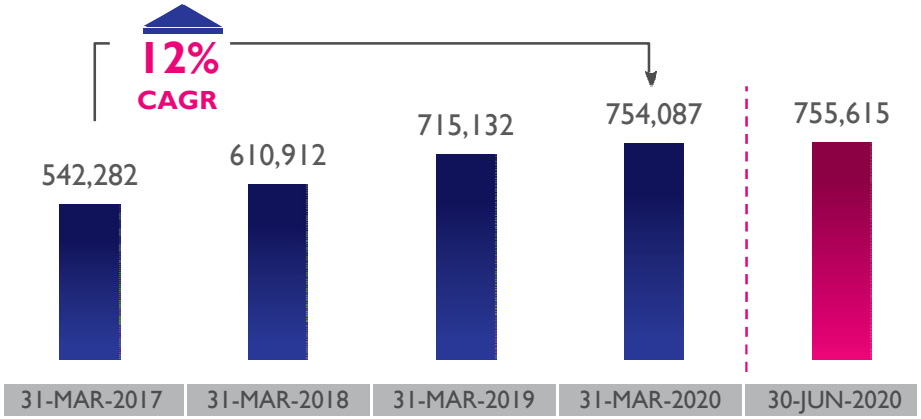

CASA

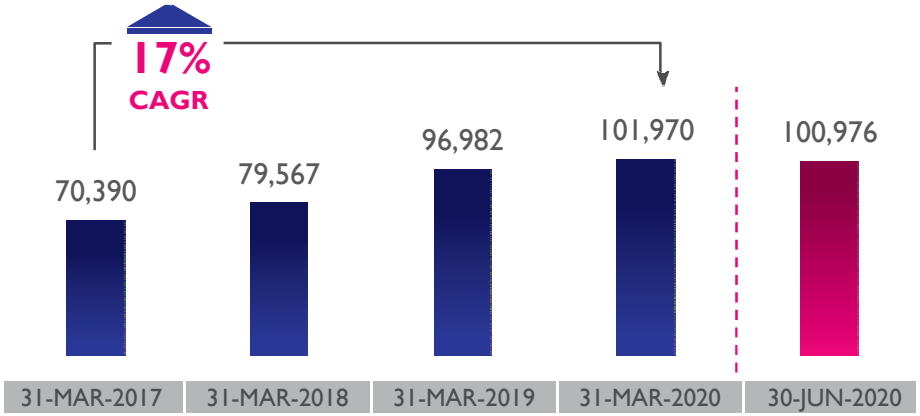

INCOME GROWTH OVER THE YEARS...

(in INR Mn)

NET INTEREST INCOME GROWTH

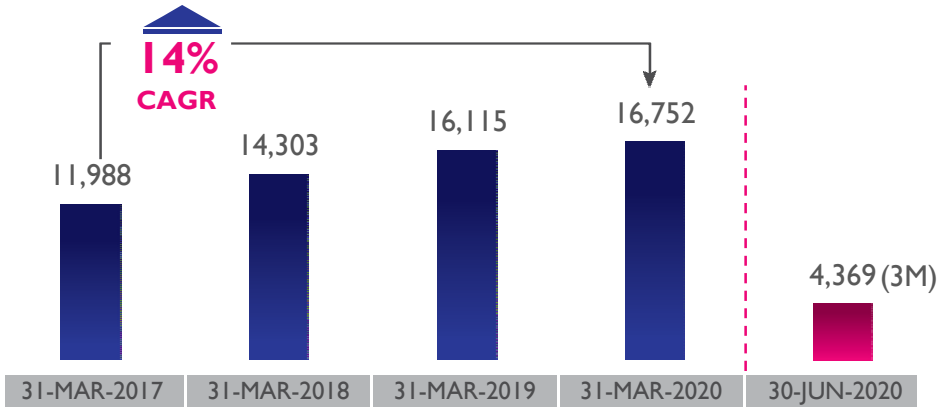

OTHER INCOME GROWTH

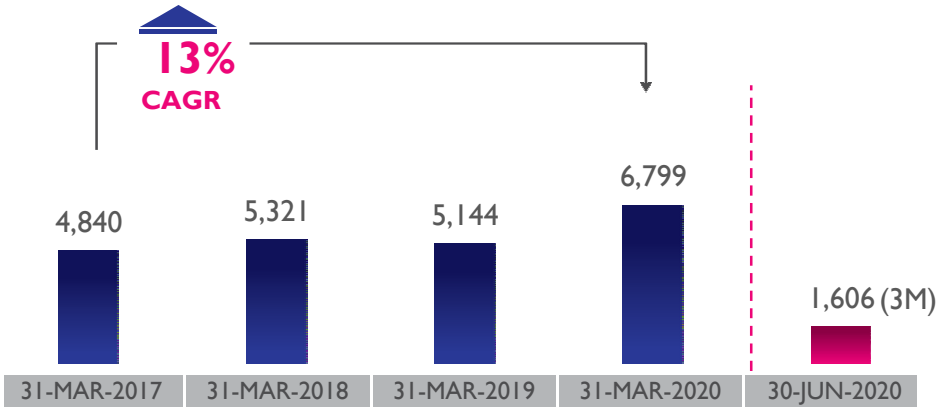

CEB GROWTH

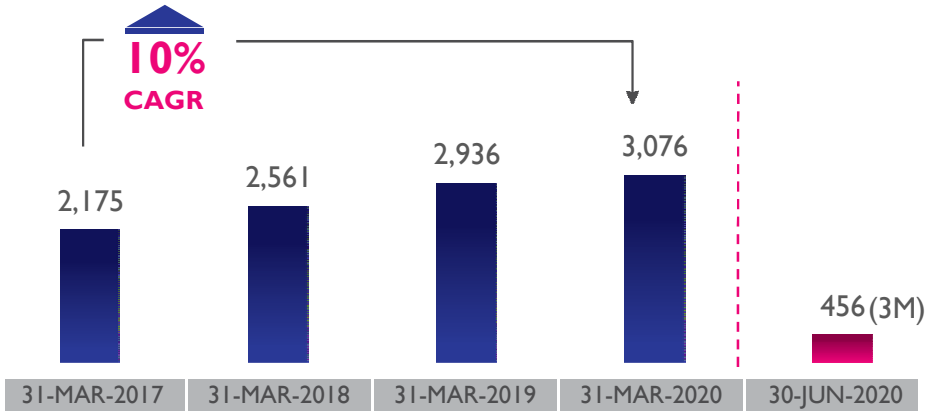

OPERATING PROFIT GROWTH

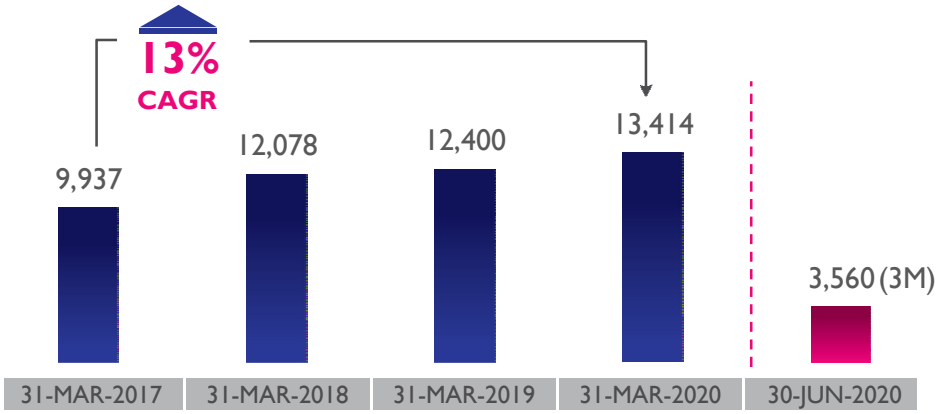

KEY BUSINESS INDICATORS

PARTICULARS	Q1 FY 21	Q1 FY 20	Q4 FY 20	FY 19-20	FY 18-19
Cost of Deposits	5.89%	6.27%	6.07%	6.20%	6.17%
Yield on Advances	10.41%	10.97%	10.46%	10.76%	10.95%
Yield on Investments	6.12%	6.93%	6.54%	6.69%	6.95%
Net Interest Margin	3.98%	4.11%	3.91%	3.98%	4.32%
Cost to Income	40.42%	39.43%	44.04%	43.04%	41.67%
Cost of Funds	4.90%	5.37%	5.03%	5.21%	5.18%
Yield of Funds	8.40%	9.02%	8.43%	8.72%	9.06%
Per Employee Business (in INR Mn)	131.55	128.99	131.32	131.32	129.60
Per Employee Profit (in INR Mn) (Ann)	1.07	1.34	-0.66	0.83	1.24
EPS in INR - FV INR Re.1/- share (Not Ann)	2.09	2.53	(-) 1.29	6.48	9.57

KEY BUSINESS RATIOS – YEARLY TRENDS

NET INTEREST MARGIN

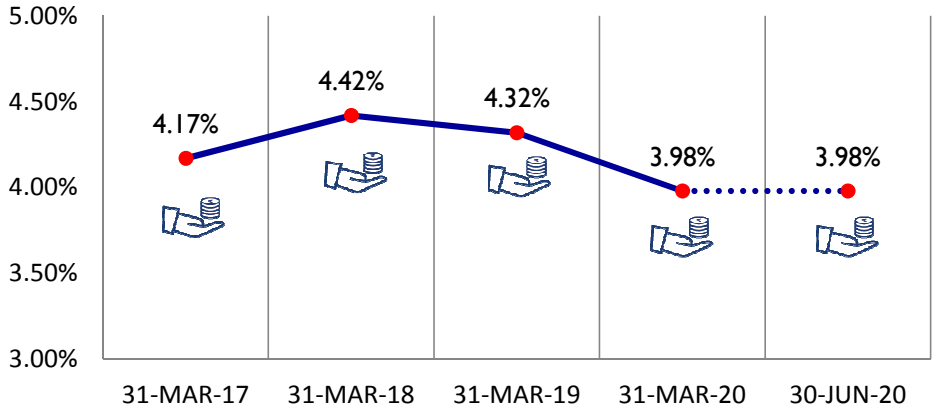

RETURN ON ASSETS

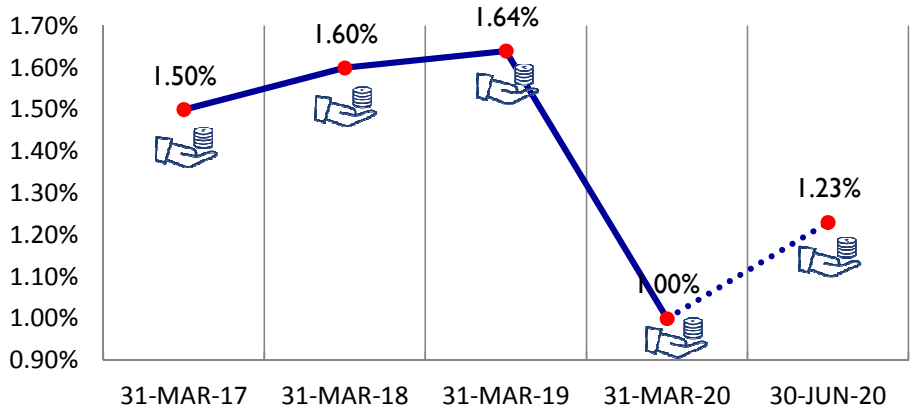

COST OF FUNDS

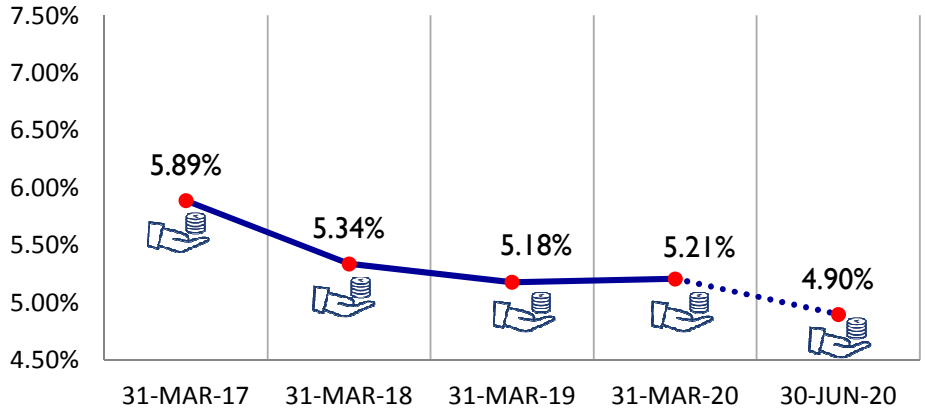

YIELD ON FUNDS

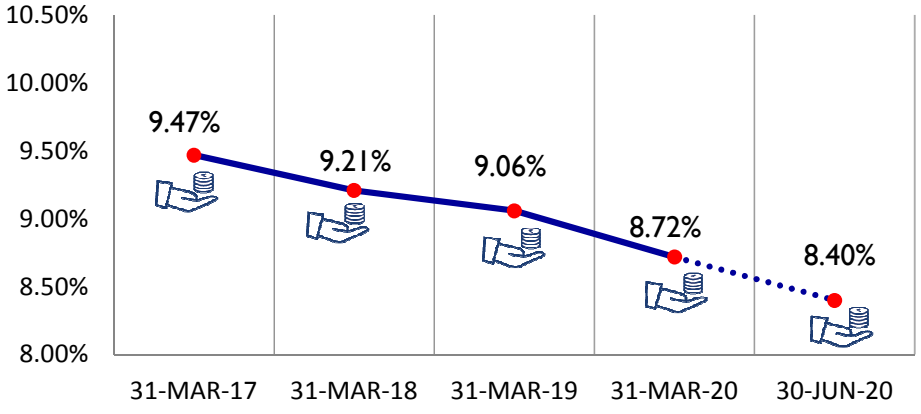

COST OF DEPOSITS & YIELD ON ADVANCES

(in %)

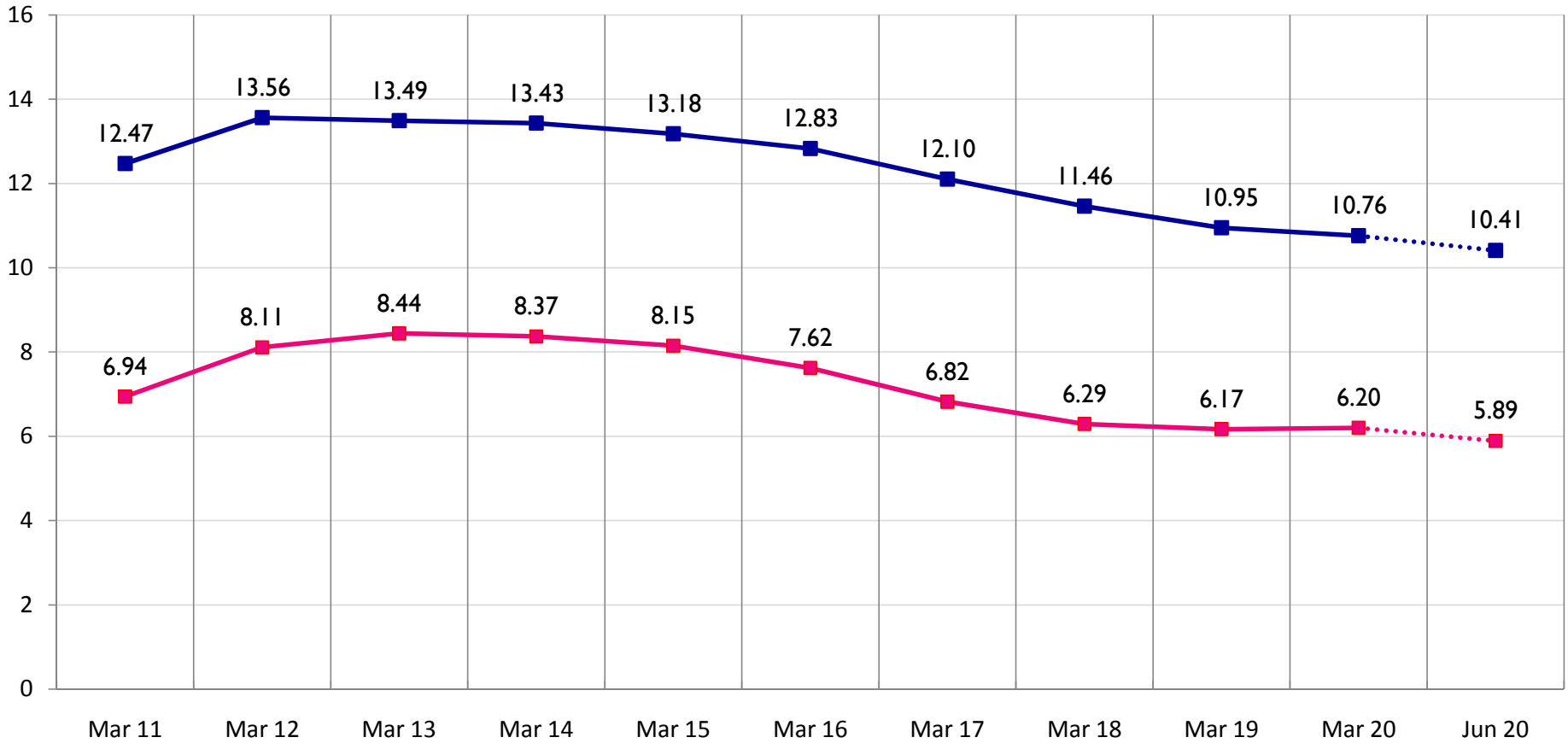

Spread between cost of deposits and yield on advances of our bank maintained in the last 10 years

Yield on Advances

Cost of Deposits

EFFICIENCY

COST INCOME RATIO (%)

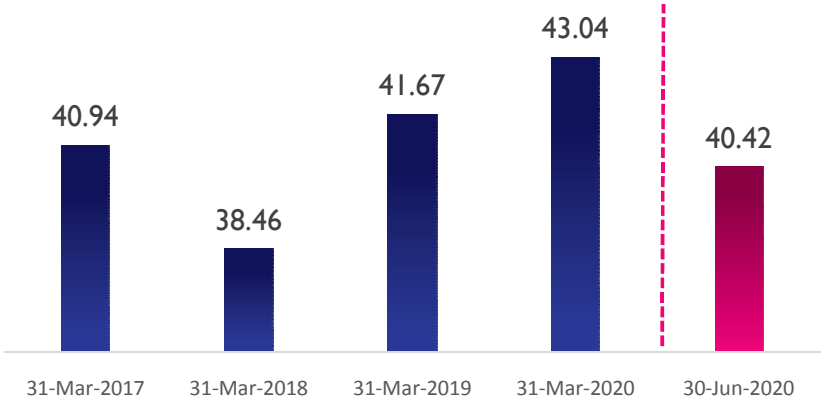

CASA RATIO (%)

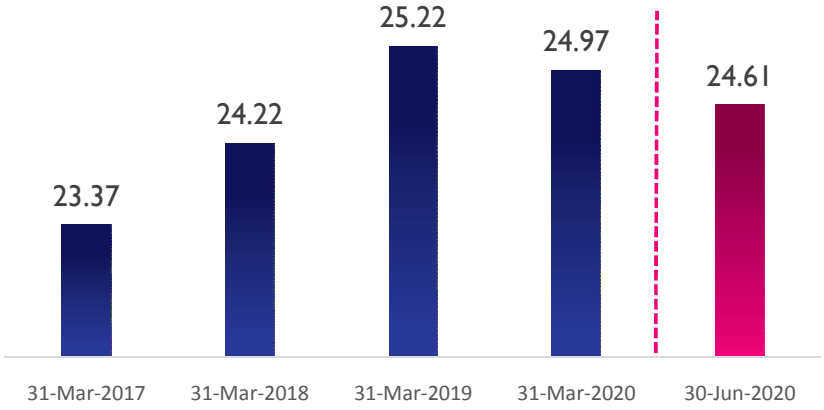

BUSINESS PER EMPLOYEE
(in INR Mn)

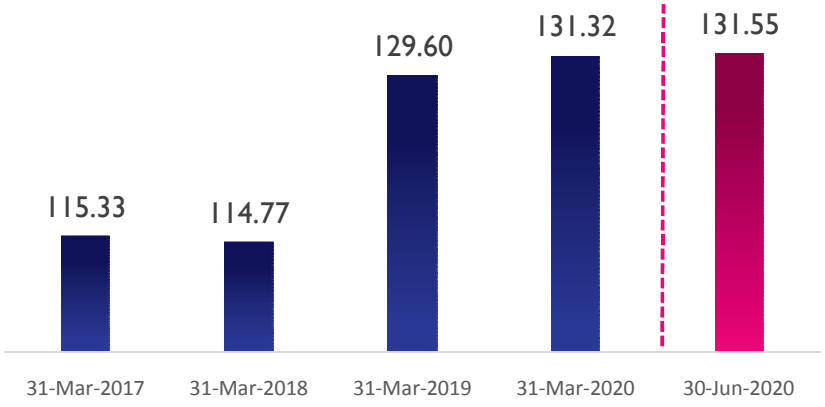

PROFIT PER EMPLOYEE
(in INR Mn)

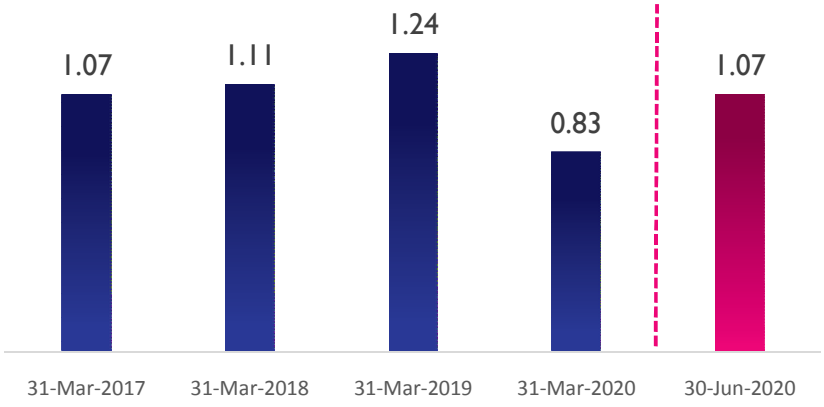

LOAN BOOK – PRODUCTS COMPOSITION

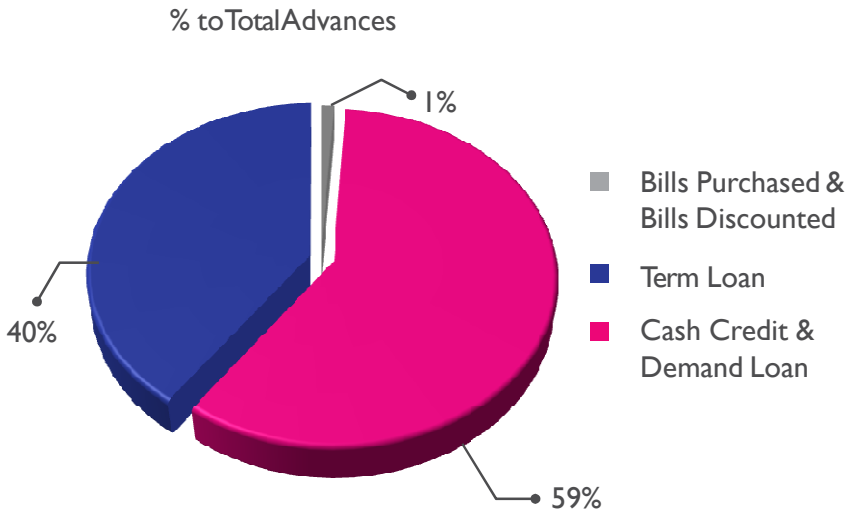

Working capital loans yielding higher interest constitute 59% of advances

Re-pricing possible at short intervals thus reducing interest rate risk

~95% of our loan book is on floating rate basis which reduces interest rate risk

Loan Book Products Composition	Amount (INR Mn)	% to Total Advances
Cash Credit & Demand Loan	203,556	59%
Term Loan	140,621	40%
Bills Purchased & Bills Discounted	1,179	1%
Gross Loan Total	**345,356**	**100%**

LOAN BOOK SECTORAL DEPLOYMENT – POSITION AS ON 30.06.2020

(in INR Mn)

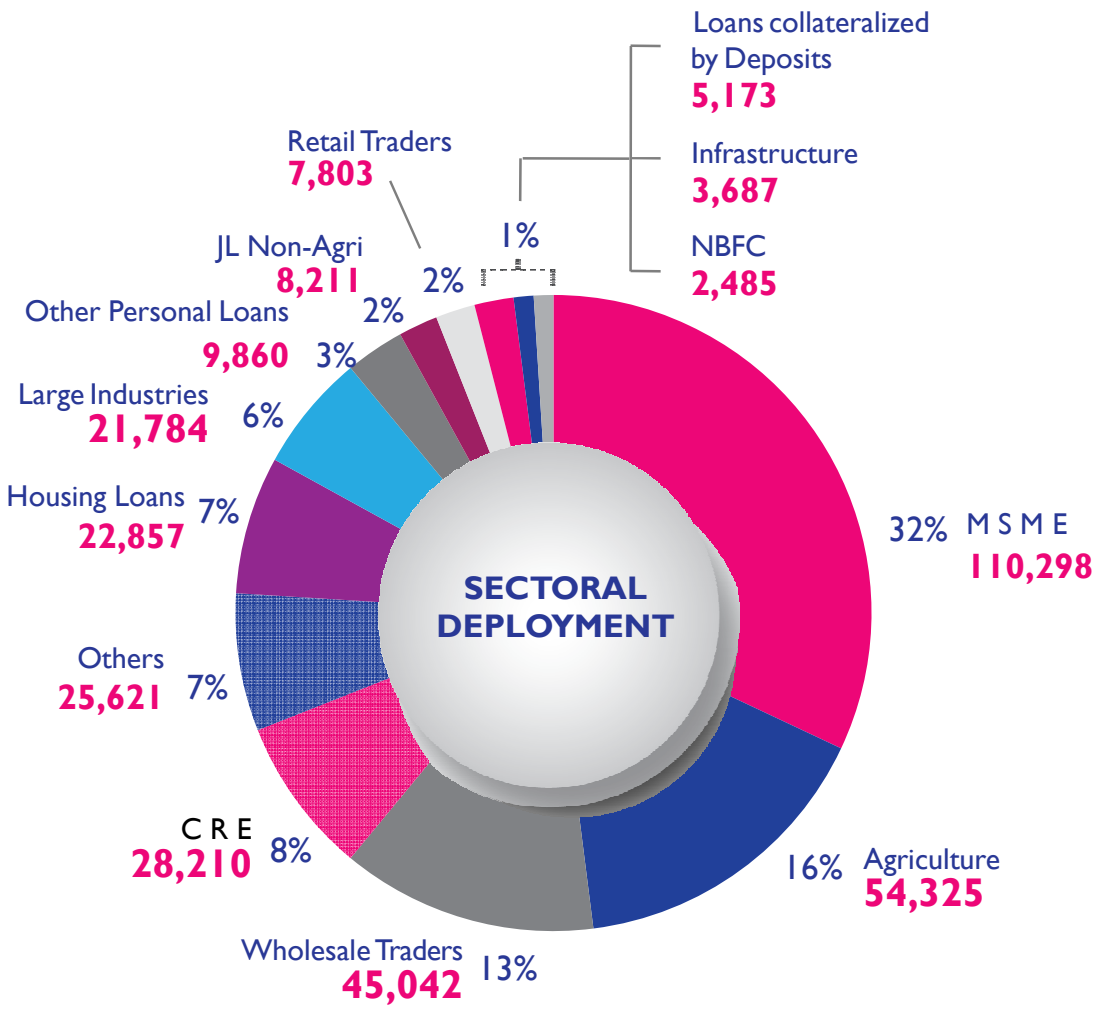

LOAN BOOK SECTORAL DEPLOYMENT – POSITION AS ON 30.06.2020

(in INR Mn)

SECURED & UNSECURED ADVANCES

Particulars	Amount (INR Mn)	(%)
Secured Loans	342,718	99%
Unsecured Loans	2,638	1%
Total	**345,356**	**100%**

- Trading & MSME loans earning higher yield constitute about 47%
- Diversified credit portfolio reduces credit risk and Lower ticket size backed by adequate collaterals
- Unsecured Advances aggregate to 1%
- Total Jewel Loan outstanding as on 30.06.2020 – Rs.34,483 Mn

Loan Book – Advances to Major Industries

(in INR Mn)

Advances to Major Industries 30th June 2020

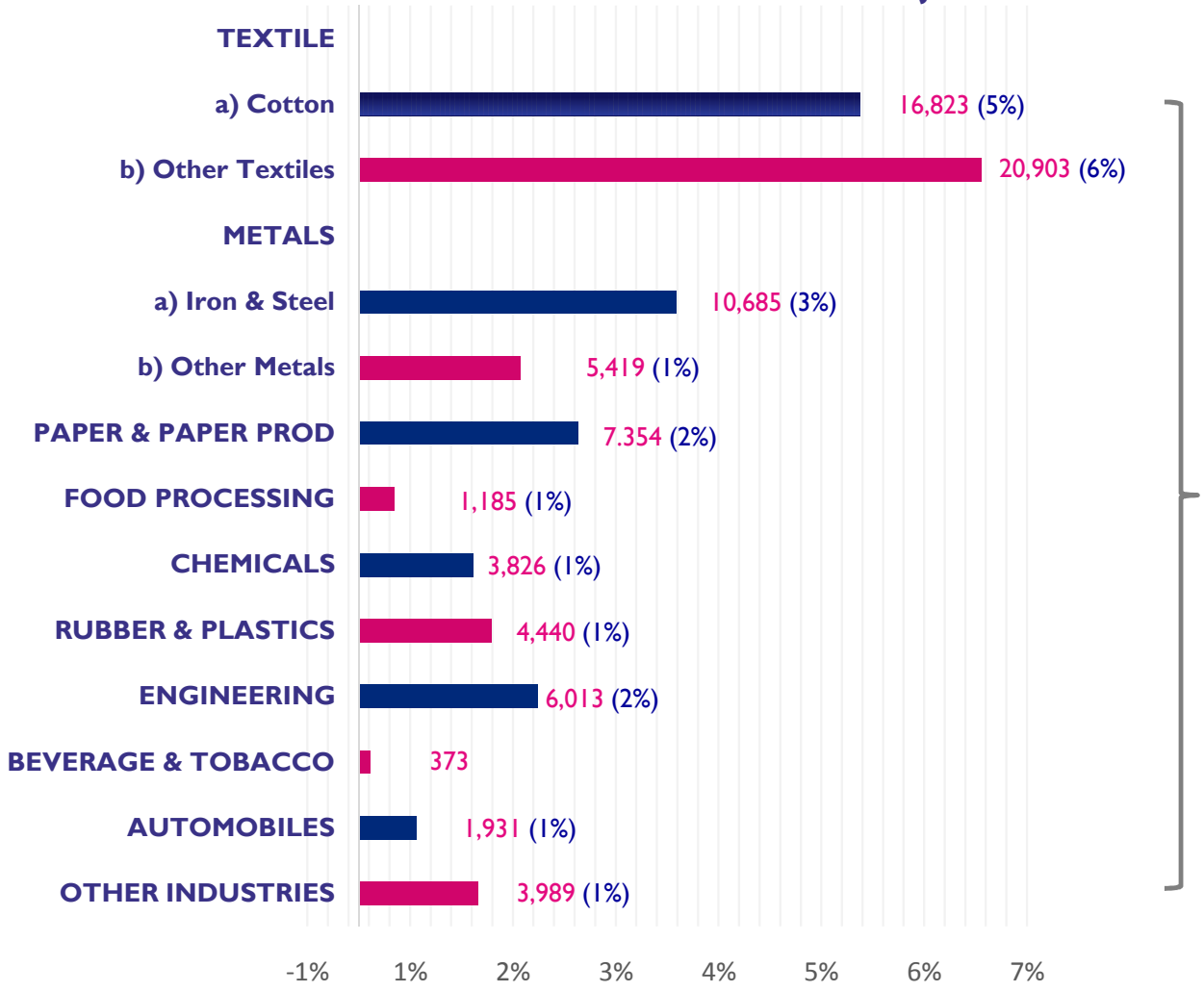

Industry Name	Amount (in INR Mn)	% to Total Advances
Advances to Major Industries	82,941	24%
All other advances (Agri, Trade, Service, Gold Loan, etc.)	262,415	76%
Total Gross Advances	**345,356**	**100%**

ASSET QUALITY

(in INR Mn)

GROSS NPA QTM & GROSS NPA %

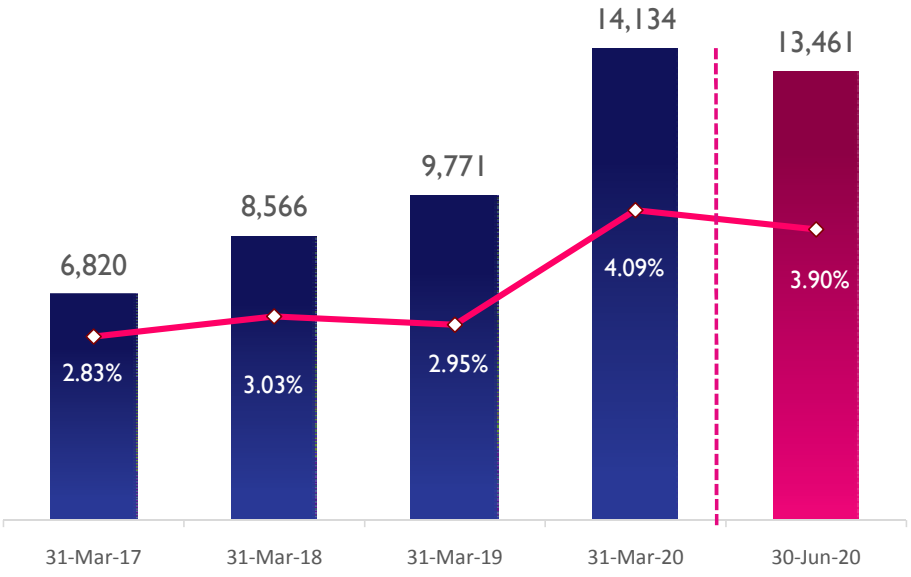

NET NPA QTM & NET NPA %

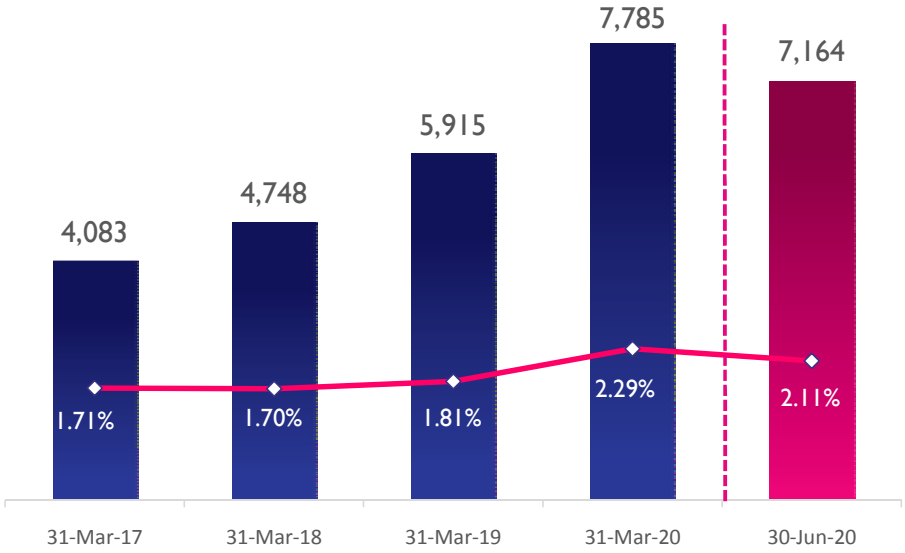

ASSET QUALITY POSITION – MOVEMENT OVER THE YEARS

(RS IN MN)		FY MAR-16	FY MAR-17	FY MAR-18	FY MAR-19	FY MAR-20	Q1 FY 21
NPA Opening balance		**3,358**	**5,120**	**6,820**	**8,565**	**9,771**	**14,134**
Additions	A	4,290	4,796	5,749	6,322	11,104	34
Recovery / SR *		734	905	1,623	1,980	1,644	131
Upgradations		546	556	433	496	1,358	69
Net Addition	B	3,010	3,335	3,693	3.846	8,102	-166
Write-off		1,248	1,635	1,948	2,640	3,739	507
NPA Closing balance		**5,120**	**6,820**	**8,565**	**9,771**	**14,134**	**13,461**
Technical Write-off (TW) during the period		1,189	1,564	1,836	2,565	3,670	500
Provision made during the period	C	**2,050**	**2,515**	**3,030**	**2,700**	**6,310**	**500**
T W recovery	D	370	470	704	898	1,090	43
Provision made net of TW Recovery	E=C-D	**1,680**	**2,045**	**2,326**	**1,802**	**5,220**	**457**
Gross Advance	F	2,12,531	2,41,125	2,82,386	3,30,652	3,45,762	3,45,356
Additions % of Gross Advance	A / F	**2.02**	**1.99**	**2.04**	**1.91**	**3.21**	**0.01**
Net Addition % of Gross Advance	B / F	**1.42**	**1.38**	**1.31**	**1.16**	**2.34**	**-ve**
Credit cost	E / F	**0.79**	**0.85**	**0.82**	**0.54**	**1.51**	**0.13**
Gross NPA %		2.41	2.83	3.03	2.95	4.09	3.90
Net NPA %		1.53	1.71	1.70	1.81	2.29	2.11

RESTRUCTURED ACCOUNTS

Balance outstanding as on 30.06.2020 in respect of Restructured Standard borrowers

Type of Restructuring	No. of Borrowers	Amount (in INR Mn)
S M E	120	3663.57
N S M E	46	216.48
Total	**166**	**3880.05**

- *The above disclosure is in respect of Restructured Standard Accounts excluding NPA*

- *Restructured Standard Advances to Gross Advances – 1.12% as on Jun-20*

- *In terms of RBI Circular DBR No.BP.BC.18/21.04.048/2018-19 dt 01.01.2019 on MSME Sector - Restructuring of Advances, the bank has restructured 17 Standard accounts to the tune of Rs.680 mn in Q1 FY 2021. As of Q1 FY 21, the total outstanding restructured Standard accounts was 166 in numbers and amounting to Rs.3,880 mn. The Bank hold a provision of Rs.121 mn against the requirement of Rs.118 mn towards Restructured Standard accounts.*

- *No fresh sale to ARC on SR basis from FY 17-18 and amount outstanding in Security Receipts – Rs.2,474 mn. Out of this, 4 a/cs which constitutes 90% of total SRs, the resolution has been finalized and payments has started in all the 4 accounts. Since the repayment term goes upto 2022, we expect there will be continuous cash flows.*

INVESTMENTS – AT A GLANCE

Investments Breakup and Categorywise

(in INR Mn)

Particulars	JUN 2020	JUN 2019
SLR Securities	94,220	82,611
Non-SLR Securities	3,065	3,652
Total Investments	**97,285**	**86,263**
Yield on Investments	**6.12%**	**6.93%**
Investments Breakup:		
- A F S	18,868 (19%)	20,988 (24%)
- H T M	78,417 (81%)	65,275 (76%)
- H FT	-	-
Total Investments	**97,285**	**86,263**
Modified Duration:		
- A F S	1.12	0.85
- H T M	4.89	4.39
- H FT	-	-
- Overall Portfolio	4.24	3.63

COVID 19 OUTBREAK

COVID-19 : Update on current situation

- ✓ As predicted by experts, COVID-19 pandemic is at its peak right now and our country is in the 3rd position in the world with more than 2.27 million cases.
- ✓ However positive news are coming from around the world with vaccine which is expected to hit the market in the coming months.
- ✓ The mobility restrictions are still in place with respect to educational institutions, religious festivals, mass gatherings, tourism & Travel and public transport. However, the economic activity is picking up slowly and our economy will be out of the clutches of COVID in the next few quarters.
- ✓ We are strictly adhering to all the safety measures prescribed by government authorities and continuously working towards the safety and security of our employees.
- ✓ Also people are allowed to work from home or shift basis wherever possible.
- ✓ As of now, 107 employees were infected with COVID-19 virus – 35 of them recovered and 72 are under treatment / home quarantine.

COVID-19 : Measures taken by the Bank

Business continuity:

- ✓ Our Business continuity plans worked well during this tough situation. We were successfully relocated some of our key functional departments on temporary basis and restored back on a smooth basis with uninterrupted service to our customers.

- ✓ Our branches and ATMs functioned without interruption during this tough times and though our branch staffs get infected we were quick to restore our services to our customers.

Supporting the MSMEs / Entrepreneurs :

- ✓ Through our branch network, our staffs were continuously communicating with our customers to understand their needs and help them out with their cash flow needs.

- ✓ So far we have sanctioned Rs.1583 crs & disbursed Rs.1218 Cr under ECLGS schemes to eligible MSME business segments.

- ✓ As per the revised relaxation in turnover and exposure norms prescribed by RBI, the eligible exposure shall be Rs.8163 cr and the disbursal could be appx Rs.1632 cr under ECLGS scheme.

COVID-19 : Status of Loan Accounts as of 29th Feb 2020

✓ Present outstanding balance of the accounts which are in default as of 29th Feb 2020 is as below:

	Position as on 15.06.2020		Position as on 31.07.2020	
(Rs in Cr)	No. of A/cs	O/s Amount	No. of A/cs	O/s Amount
SMA 0	571	175	471	204
SMA 1	1102	348	926	341
SMA 2	327	122 *	171	83 *
Total	**2000**	**645**	**1568**	**628**

- In accordance with RBI guidelines, the Bank is required to make provision @ 10% of outstanding advances over two quarters beginning with quarter ended March 31, 2020 in respect of borrower accounts which are at default and asset classification benefit has been taken. The outstanding amount of those accounts for the bank stood at Rs.125.61 cr as on 29th Feb 2020 (O/s balance as on 15.06.2020 – Rs.122 cr as indicated above). During Q4 FY 20, the Bank has made an adhoc COVID provision of Rs.102 Cr in addition to the required RBI mandatory provision. In the current quarter Q1 FY 21, the bank has made an additional adhoc provision of Rs.100 cr to meet any future contingency arising out of Covid pandemic. Thus, the total provision in this regard held by the bank as on 30th June 2020 is Rs.202 crs.

✓ The outstanding amount of Rs.628 cr as on 31.07.2020 comprises 1.82% of the total loan portfolio.

COVID-19 : Repayment Status of Accounts – Position as of 30th Jun 2020:

We have given below status of repayment made by our borrowers instalment-wise (upto June 2020) since grant of moratorium:

	1 monthly installment / interest	2 monthly installments / interest	3 monthly installments / interest	4 monthly installments / interest
Loan A/cs	73.46%	56.74%	51.04%	46.17%
CCOD A/cs	98.24%	91.90%	89.94%	88.20%
Total	**87.55%**	**76.74%**	**73.16%**	**70.07%**

The above workings is based on total performing advances book of around Rs.26,918 cr excluding JL, ODAD/LAD, Staff loan, etc. to the tune of Rs.7618 cr

Moratorium:

- ✓ The Bank has extended the option to all the borrowers to avail moratorium as per the RBI instructions.

- ✓ Though the bank had given moratorium option to every customer, accounts with an exposure of 87.55% have paid atleast one monthly installment / interest to total performing advances book (excluding JL, ODAD/LAD, Staff loan, etc.) since grant of moratorium. Accounts with an exposure of 70.07% have paid in full or four months (till Jun-20) and only 12.45% have fully used the moratorium.

COVID-19 : Bank's position

Liquidity

- Maintaining LCR above 200% (270% as of 30.06.2020).
- We have liquidity to the tune of Rs.3,000 cr which were placed as short term deposits in overseas branches of Nationalized banks.
- Contingency funding measures are in place to take care of exigencies.

Business segments

- Strong Retail Franchise
- No Certificate of Deposit
- No reliance on Corporate bulk deposits. Only 11% of the total deposits are above 2 Cr
- Low concentration of deposits – Top 20 deposits constitutes less than 7% of the total deposits

Business growth

- Deposits grown by Rs.193 cr during Q1 FY 21
- Lesser quantum of Government deposits
- Advances decreased by Rs.40 cr during Q1 FY 21.

Capital adequacy

- CRAR stood at 16.77%
- Maintaining higher capital than required.
- Bank to seek permission from the stakeholders at the ensuing Annual General Meeting to be held on 14.08.2020 to go for QIP for Rs. 600 crs as an enabling resolution.

BRANCH NETWORK

STRONG PRESENCE IN THE SOUTH

As of June 2020 - 700 branches. 628 branches are located in South India out of which 485 in Tamil Nadu

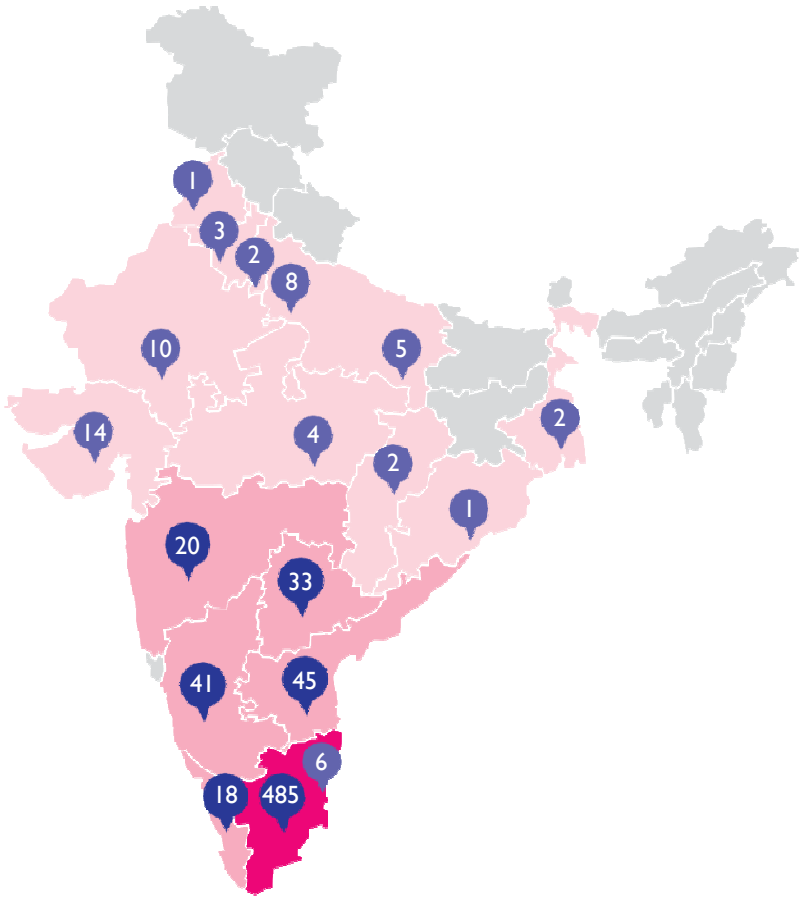

State	No. of Branches	% of Deposits	% of Advances	% of Business
Tamilnadu	485	80	63	72
Karnataka	41	6	5	6
Andhrapradesh	45	2	8	5
Telengana	33	3	6	4
Maharashtra	20	2	4	3
Kerala	18	2	2	2
Gujarat	14	1	4	2
Others	44	4	8	6
Total	**700**			

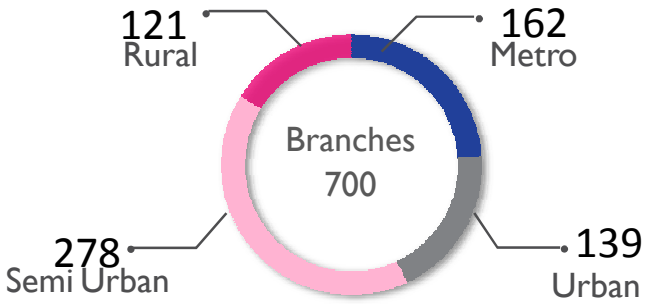

SHAREHOLDING PATTERN

A WELL DIVERSIFIED INVESTOR BASE

Position as on 30-Jun-2020

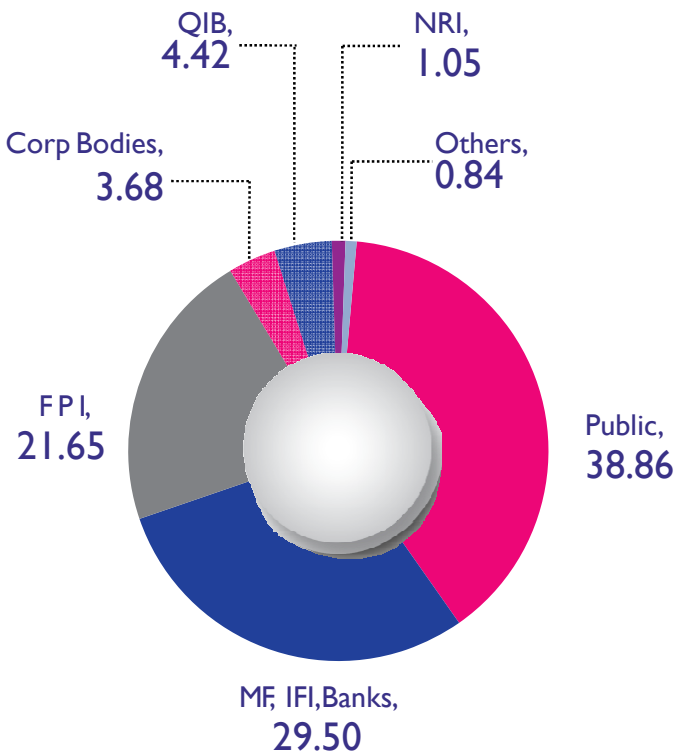

Major Institutional Shareholders

SHAREHOLDERS	HOLDING %
HDFC Midcap Opportunities Fund	4.48
Life Insurance Corporation of India	4.13
Smallcap World Fund INC (Capital Group)	4.07
Axis Mutual Fund	3.95
HDFC Life Insurance Co. Ltd.	2.85
DSP MidcapFund	2.24
Franklin Templeton Mutual Fund	1.93
UTI – Equity Fund	1.90
ICICI Pru Multicap Fund	1.65
L & T Mutual Fund – Midcap Fund	1.61
Sundaram Mutual Fund	1.34
Wasatch Core Growth Fund	1.27
Bank Muscat India Fund	1.23
IDFC Hybrid Equity Fund	1.08
TVF Fund Limited	1.06

Well diversified ownership of shareholders around 1,29,000 Approx

Long term investors ensuring stability and support to management

Limit on FII / FPI ownership increased to 40%

Higher Participation from FPI's

Head room available for FII / FPI … 18.35%

CORPORATE GOVERNANCE

A WELL EXPERIENCED AND STRONG BOARD

Shri. R. Mohan | B.Sc., MBA, CAIIB
Non-Executive Chairman
Shri. R. Mohan is a bachelor of Science, Master of Business Administration and a CAIIB. Prior to joining the Board, he served as Chief General Manager of our Bank.

Smt.Abarna Bhaskar | BA., FCA
Director
Smt. Abarna Bhaskar is a qualified Chartered Accountant by profession and the first woman director of the Bank. She has served in senior positions with Foreign Banks abroad and a large private sector bank in India. She also holds expertise in Risk Management.

Shri. S. Bernard | B.Com. FCA
Director
Shri. S. Bernard is a graduate in Commerce and Fellow member of the Institute of Chartered Accountants of India. He worked as an accountant / divisional accountant in Eastern Coal Fields (subsidiary of Coal India Ltd.) and Best & Crompton Engineering for a period of 6 years. Since 1984, he is practicing Chartered Accountant .

Shri.V.N. Shiva Shankar | B.Com,ACS,ACMA, BL
Director
Shri. V.N. Shiva Shankar is a qualified Lawyer, Company Secretary and Cost Management Accountant with 25 years of rich experience in Indian Corporate Law. He is also the founder of M/s VNS Legal Corporate Law firm based in Chennai which focuses on legal advisory services on Capital Market Regulation, Takeover Offers, Corporate Litigation, etc. He is a member of the Executive Committee in Southern India Chamber of Commerce. He has expertise in SEBI Regulations & Risk Management.

Shri.K. Vaidyanathan | B.Sc., FCMA, FCS
Director
Shri K. Vaidyanathan is a Fellow member of the Institute of Cost Management Accountants of India and also the Institute of Company Secretaries of India. He has over 40 years of rich domain experience in Financial and Management Accounting, Corporate Finance, Auditing and Regulatory Compliance. He is a Practicing Company Secretary. He also hold expertise in Compliance and Business management.

Dr N. Kamakodi | B.Tech., MBA., PhD., CAIIB
M.D. & C.E.O.
Dr. N. Kamakodi is serving as MD & CEO of the Bank from May 2011. He joined the Bank as DGM in the year 2003 and was elevated as GM in 2005 and later as Executive Director in 2006.

Shri. M. Narayanan | B.Sc. FCA, Grad CMA, DISA
Director
Shri. M. Narayanan is a practicing Chartered Accountant by profession and has handled Finance,Accounts and Taxation at various levels upto CFO while in service for over 20 years in companies of repute viz. BHEL, Dalmia Cements, Fenner, Ramco Cements and Dishnet etc. He is also an agriculturist and a qualified system Auditor.

Shri. Subramaniam Narayanan |
PGDM-IIM(A), Chartered Accountant, FCS, Grad CMA
Director
Shri. Subramaniam Narayanan posses rich experience in the areas of Business Management, Private Equity, Finance, Accountancy, Treasury & Risk Management , Information Technology and Payment & Settlements. He has held the position of CEO in First India Asset Management Company Ltd., and handled treasury services for Bank of America and Abu Dhabi Commercial Bank, UAE. Besides, he has been associated as Director in IT / Fintech Companies of repute for a longtime.

Dr.T.S. Sridhar IAS (Retd.) | M.A., Phd.,
Director
Dr T.S. Sridhar is a Retd. IAS officer having 35 years of vast experience in all levels of administration and as Principal Secretary, he has expertise and knowledge on Rural economy, farm sector and Industries especially MSME. He was a Director on the Board of NABARD. He hold expertise in Human Resource and Economics as well.

Shri. T.K. Ramkumar | B.Com., B.L.
Director
Shri. T.K. Ramkumar is one of the leading Lawyers in Chennai possessing special knowledge in Banking law, Company law and Intellectual Property Rights. He is also an active environmentalist.

TRANSPARENT 'CORPORATE GOVERNANCE' PRACTICES

- Board consists of 9 Independent Directors (including 1 Women Director) And 1 Executive Director
- Various sub-committees of Board functions to oversee the operations of the Bank
- Disclosure norms strictly adhered to
- KYC / AML Norms strictly complied with
- Code of conduct for Directors and Senior Management put in place

WE HAVE EMINENT PERSONALITIES ON OUR BOARD WITH DIVERSE PROFESSIONAL EXPERTISE

Career Banker with 4 Decades of banking experience	Practicing Chartered Accountant & Risk Management . First Women Director of the Bank	Practicing Chartered Accountant
Practicing Chartered Accountant , qualified system Auditor and Agriculturist	Private Equity Fund Manager, Risk Management, IT and Treasury Management	Practicing Advocate, Compliance function and Risk Management
Retired IAS Officer, Rural Economy, MSME, Business Management, Human resource and Economics.	Practicing Company Secretary, Business Management, IT & Compliance	Advocate in Banking Law & Environmental Activist

CITY UNION BANK LTD.

Regd. Office : 149, TSR Big Street, Kumbakonam – 612001, Tamilandu.

Admin Office : "Narayana" No.24 B, Gandhi Nagar, Kumbakonam - 612001, Tamil Nadu.

Tel : 0435-2402322, 2401622, | FAX: 0435-2431746 | www.cityunionbank.com

INVESTOR CONTACT

Name : K. Jayaraman, DGM

Mob : +91 9344303740

Email : jayaraman@cityunionbank.com

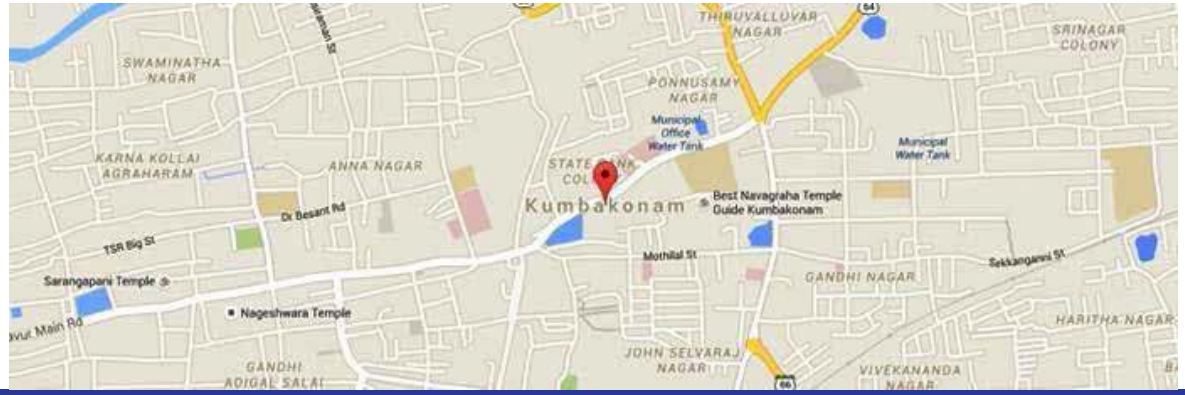

For any queries regarding presentation, please write to Investor.relations@cityunionbank.com