



FCL:SEC:SE:26:34

29th May 2026

Corporate Relations Department BSE Limited 1st Floor, New Trading Ring Rotunda Building, P J Towers Dalal Street, Fort Mumbai – 400 001	The Manager Listing Department National Stock Exchange of India Ltd 'Exchange Plaza', C-1, Block G, Bandra – Kurla Complex, Bandra (E), Mumbai – 400 051
Scrip Code: 500144	Scrip Code: FINCABLES

Sub.: Investor Presentation - Conference call with Analysts & Investors scheduled on 29th May 2026

Ref.: Regulation 30 (4) read with Clause 15(a) of PART A-PARA A of Schedule III of SEBI (Listing Obligations and Disclosure Requirements) Regulations, 2015.

Dear Sir/Madam,

In continuation to our prior intimation dated 22nd May 2026 and in terms of the above referred regulation, please find enclosed a copy of the investor presentation for the quarter and Financial Year ended on 31st March 2026.

Please note that the said presentation will be uploaded on the website of the Company at <https://www.finolex.com/View/Page/Analyst-meeting-presentation>.

You are requested to take the same on your records.

Thanking you,

Yours faithfully,


For FINOLEX CABLES LIMITED

Siddhesh Mandke
Company Secretary & General Manager (Legal)
Encl: As above

Registered Office:

26-27, Mumbai-Pune Road, Pimpri, Pune – 411018. Tel: 020 27506200.
Visit us at: www.finolex.com | Email: sales@finolex.com | CIN: L31300MH1967PL016531

**XCEEDS
EXPECTATIONS**



FINOLEX CABLES LTD

EARNINGS PRESENTATION

Q4 – MARCH'2026

Highlight

Agenda



Key Highlights



Our Key Figure



Segment wise Key Figure -
Q4



Financial Statement



Shareholding Pattern



Profit Bridge



Other Financial Metrics



Product Portfolio

Key Highlights – In a volatile year, a growth of 19% was achieved on sales, while maintaining profitability under difficult circumstances.

(Rs. In Crore)

Top Line Revenue

Q4 FY 26:- 1,951

22% Y-o-Y

22% Q-o-Q

YTD FY 26:- 6,321

19% Y-o-Y

EBITDA

Q4 FY 26:- 236

7% Y-o-Y

22% Q-o-Q

YTD FY 26:- 868

14% Y-o-Y

PAT

Q4 FY 26:- 161

6% Y-o-Y

19% Q-o-Q

YTD FY 26:- 623

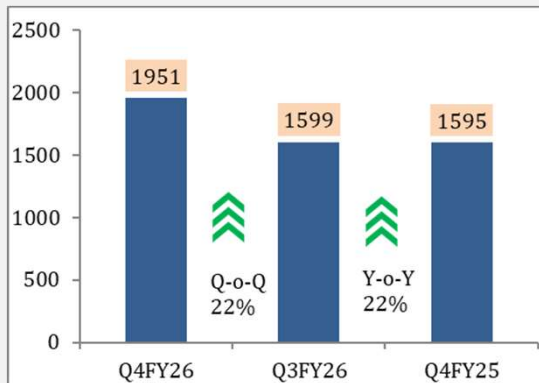
14% Y-o-Y



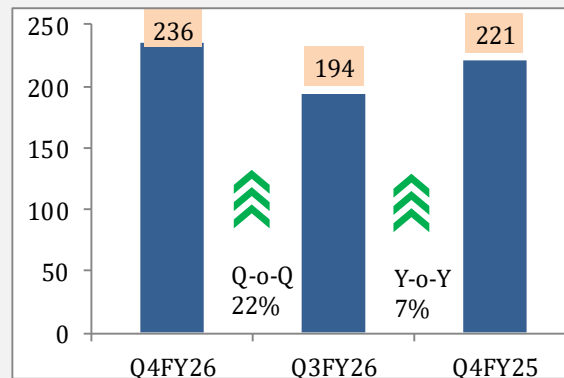
Key Highlights

(Rs. In Crore)

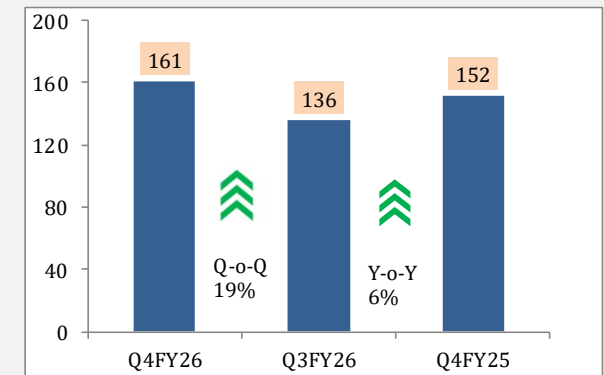
REVENUE



EBITDA



PAT

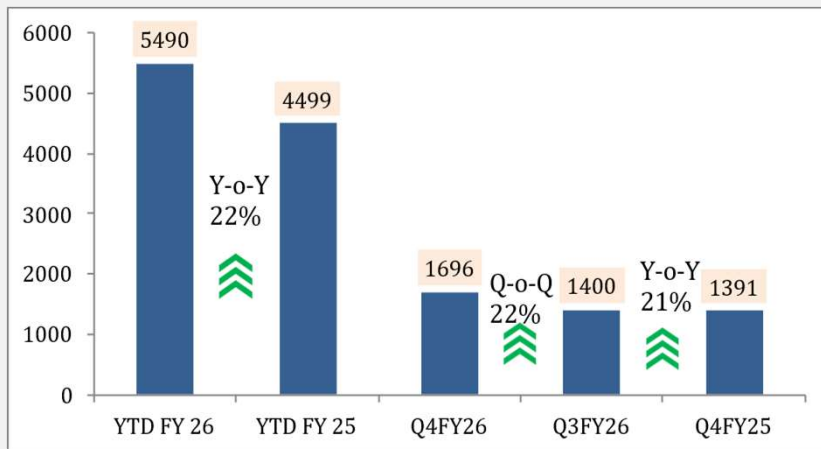


- Q4 Revenue at Rs. 1,951 Cr, a strong 22% year-on-year growth. Performance was driven by healthy volume expansion across key product categories in the Wires & Cables segment.
- EBITDA margins improved by 7% YoY, reflecting strong operating leverage benefits. On a sequential basis, margins showed a significant 22% Q-o-Q improvement (excluding dividend income recognized in Q2).
- PAT stood at Rs. 162 Cr, marking a 6% YoY growth.
- Overall, it has been a solid quarter with healthy revenue growth and margin expansion. We remain focused on sustaining this momentum through operational efficiencies and market expansion.

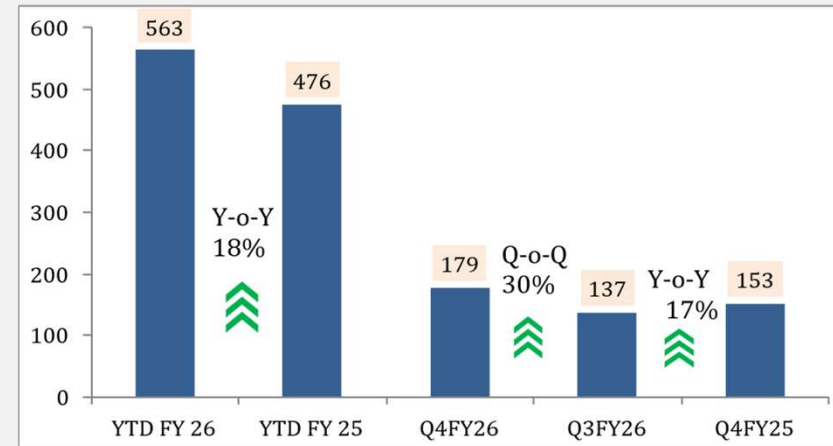
Electrical Cable

(Rs. In Crore)

Revenue



EBIT

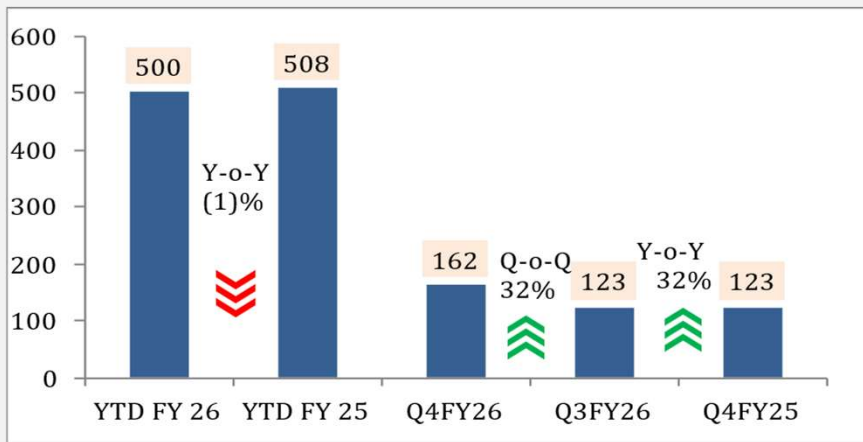


- Copper prices remained volatile throughout the year, further complicated by the war in the Middle East. Liquidity issues in the market during Q4 impacted volumes temporarily.
- All major product lines – Automobile/Flexibles/Power & Control/Solar contributed strongly to the volume growth in the quarter and year as a whole.
- These positive trends across key product categories have reinforced our market position and demonstrate the effectiveness of our strategic initiatives.

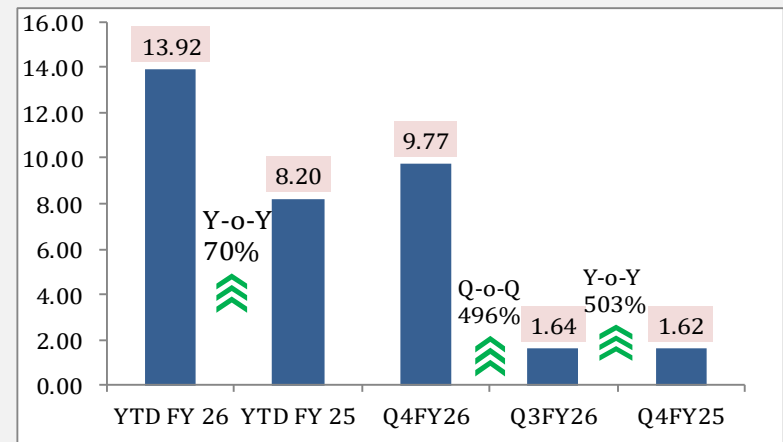
Communication Cable

(Rs. In Crore)

Revenue



EBIT

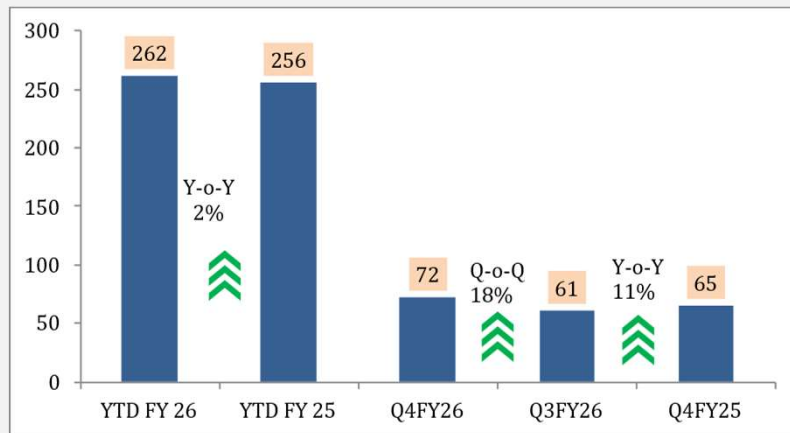


- Market transitioning from traditional metal-based cables to optical fiber solutions.
- Fiber prices which were low through the first part of the year, began hardening in the second half; surging demand in the US and Europe around Data Centre applications as well as disruptions in Russia/Ukraine and Middle East have resulted in restricted RM availability towards year end.

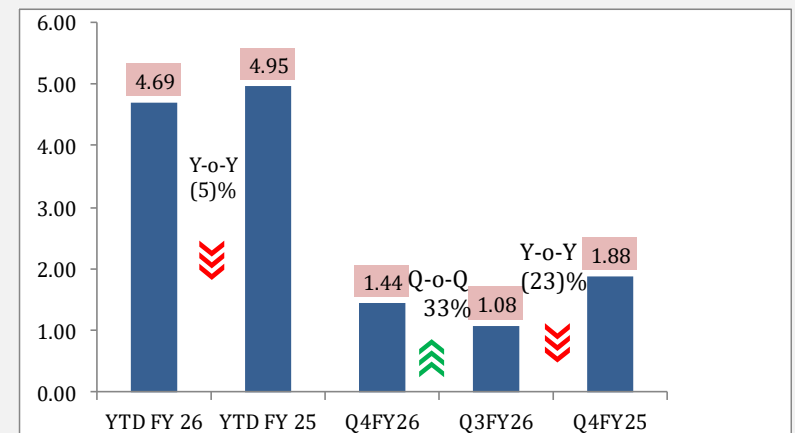
Others

(Rs. In Crore)

Revenue



EBIT



- Expansion of channel continues.
- Unseasonal and extended monsoon activity as well as revision to BIS norms impacted sales of Fans.
- Price erosion in Lighting continues.
- Overall, a year with marginal growth.

Statement of Profit & Loss

(Rs. In Crore)

Particulars	Quarterly						Year to Date			
	Q4FY26	%	Q3FY26	%	Q4FY25	%	YTD 26	%	YTD 25	%
Revenue from Operations	1951.08	100%	1598.62	100%	1594.58	100%	6321.01	100%	5318.89	100%
Other Income	32.68	2%	41.37	3%	54.76	3%	237.98	4%	247.66	5%
Total Income (I+II)	1983.76	102%	1639.99	103%	1649.34	103%	6558.99	104%	5566.55	105%
Expenses										
Cost of material consumed	1695.44	83%	1358.84	82%	1246.44	80%	5327.75	81%	4359.53	81%
Purchase of stock-in-trade	12.04		14.91		18.74		62.03		73.88	
Changes in inventories of finished goods, stock-in-trade and work in progress	(97.13)		(69.01)		17.51		(239.80)		(141.32)	
Employee benefits expense	45.61	2%	58.49	4%	43.93	3%	202.71	3%	184.59	3%
Finance costs	0.44	0%	0.45	0%	0.50	0%	1.75	0%	1.67	0%
Depreciation and amortization expense	16.67	1%	14.98	1%	12.42	1%	59.40	1%	46.61	1%
Other expenses	91.83	5%	82.55	5%	101.67	6%	338.22	5%	328.04	6%
Total Expenses (IV)	1764.90	90%	1461.21	91%	1441.21	90%	5752.06	91%	4853.00	91%
Profit before tax (III-IV)	218.86	11%	178.78	11%	208.13	13%	806.93	12%	713.55	13%
Tax expense										
(1) Current tax	52.35	3%	34.39	2%	46.68	3%	162.48	2%	141.80	3%
(2) Deferred tax charge/(credit)	5.32	0%	8.42	1%	9.59	1%	21.58	0%	27.35	0%
Total Tax	57.67	3%	42.81	3%	56.27	3%	184.06	3%	169.15	3%
Profit for the year (V-VI)	161.19	8%	135.97	8%	151.86	9%	622.87	9%	544.40	10%

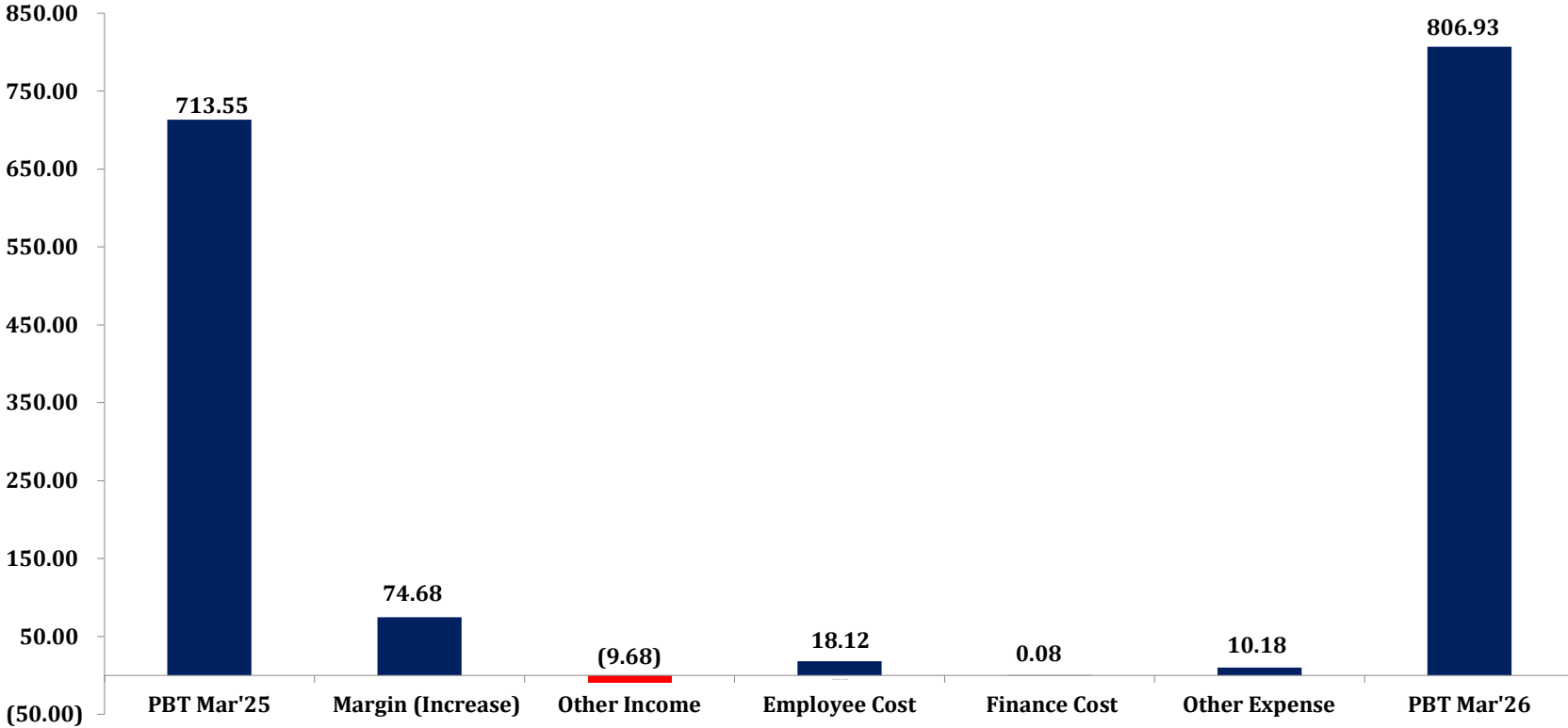
Statement of Asset & Liability

(Rs. In Crore)

		As at	As at			As at	As at
		31st Mar 2026	31st Mar 2025			31st Mar 2026	31st Mar 2025
I	ASSETS			II	EQUITY AND LIABILITIES		
	NON CURRENT ASSETS				EQUITY		
(a)	Property, Plant and Equipment	831.42	565.50	(a)	Equity Share Capital	30.59	30.59
(b)	Capital Work-in-Progress	105.20	209.94	(b)	Other Equity	5068.02	4568.52
(c)	Intangible Assets	0.83	0.94		Total equity	5098.61	4599.11
(d)	Intangible Assets under development	1.84	0.54		LIABILITIES		
(e)	Right of use Asset	15.69	16.98		NON CURRENT LIABILITIES		
(f)	Financial Assets			(a)	Financial Liabilities		
	i) Investment in Associate and Joint Ventures	262.76	174.56	i)	Borrowings NC	0.79	0.80
	ii) Other Investments	719.55	181.14	ii)	Lease Liabilities NC	13.29	14.52
	iii) Other Financial Assets	141.81	58.74	(b)	Provisions	16.27	13.22
(g)	Non-Current Tax Assets (net)	19.12	19.08	(c)	Deferred Tax Liabilities (Net)	103.54	81.90
(h)	Other Non-Current Assets	21.92	59.02		Total Non Current Liabilities	133.89	110.44
	Total Non Current Assets	2120.14	1286.44		CURRENT LIABILITIES		
	CURRENT ASSETS			(a)	Financial Liabilities		
(a)	Inventories	1023.17	717.03	i)	Borrowings	0.07	0.07
(b)	Financial Assets			ii)	Lease Liabilities C	4.99	4.60
	i) Investments	1875.27	2414.38	iii)	Trade Payables		
	ii) Trade Receivables	370.08	242.56	(a)	Total Outstanding Dues of micro enterprises and small enterprises	41.20	35.66
	iii) Cash and Cash Equivalents	163.13	90.13	(b)	Total Outstanding Dues of Creditors other than micro enterprises and small enterprises	180.70	206.06
	iv) Other Bank balances	4.99	55.34	(iv)	Other Financial Liabilities	36.38	5.03
	v) Other Financial Assets	26.01	223.14	(b)	Other Current Liabilities	94.31	63.82
(c)	Other Current Assets	69.32	41.54	(c)	Provisions	9.56	8.01
	Total Current Assets	3531.97	3784.12	(d)	Current tax Liabilities (net)	52.40	37.76
	TOTAL ASSETS	5652.11	5070.56		Total Current Liabilities	419.61	361.01
					TOTAL LIABILITY	553.50	471.45
					TOTAL EQUITY AND LIABILITIES	5652.11	5070.56

Profit Bridge March'26 Vs March'25

(Rs. In Crore)

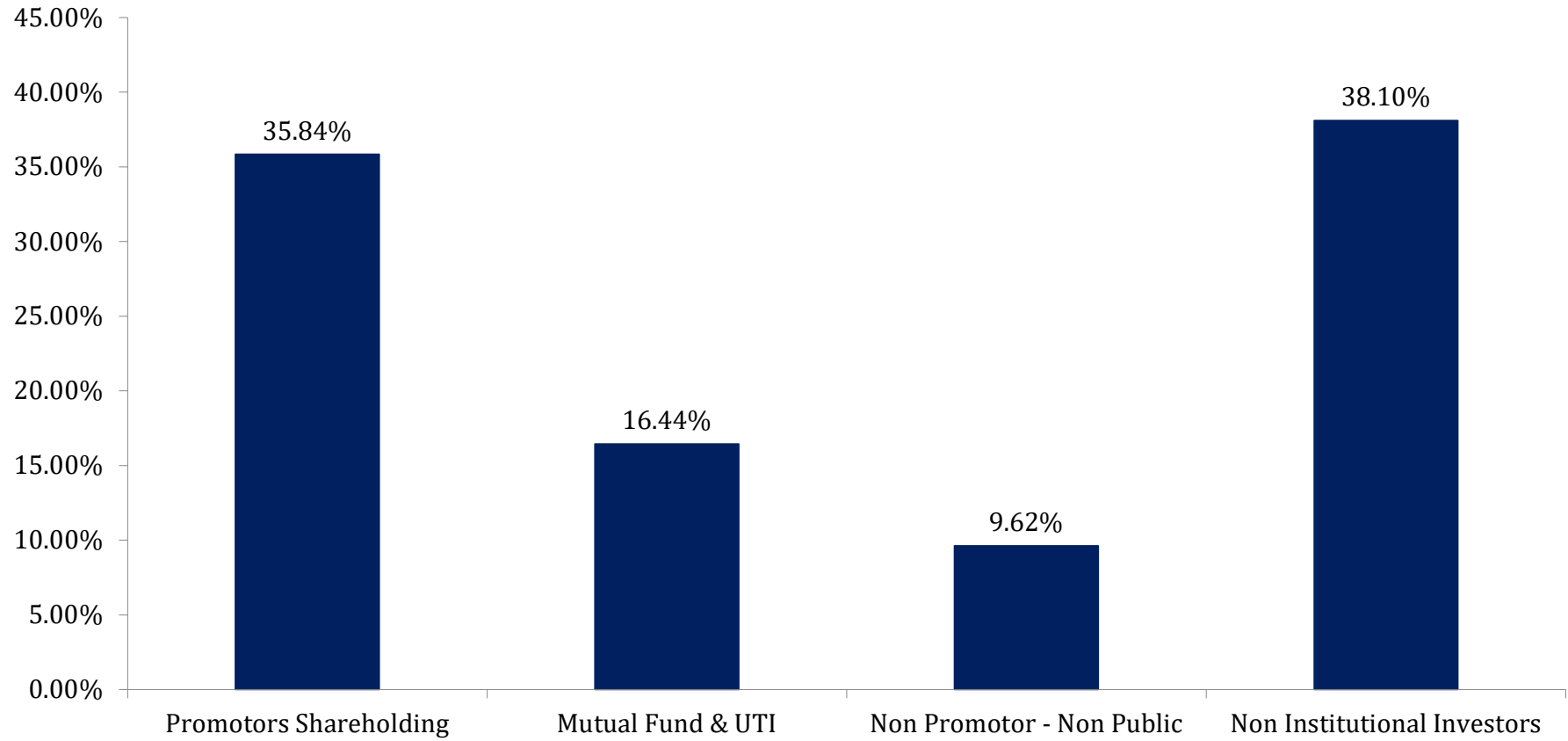


• **Other Financial Matric – March'2026** •

Working Capital in days

Particulars	Q4FY26	Q3FY26	Q4FY25	FY26	FY25
Receivable Days	17	16	14	21	17
Payable Days	14	20	17	18	21
Inventory Days	57	61	50	73	61

Shareholding Pattern



Our Product Portfolio

WIRES & CABLES

Light Duty Cables



FR PVC Insulated Industrial Cables



FLAMEGARD - Flame Retardant Low Smoke (FR-LSH) Insulated Industrial Cables



FINOGREEN - Halogen Free Flame Retardant (HFFR) Insulated Industrial Cables



3 Core Flat Cables

POWER CABLES



Power & Control Cables

WATER HEATER



Alessandro Instant Water Heater & Immersion Rods

COMMUNICATION CABLES



CCTV Cable



CAT6 LAN Cable



Optic Fiber Cable



Speaker Cable



RG6 Coaxial Cable



Telephone Cable

SWITCHGEAR



Phase Selector DB



SP MCB



4 Pole RCCB



DP MCB Isolater



FP MCB



Single door SPN DB

Our Product Portfolio

LIGHTING PRODUCTS



COB Downlight



LED Bulb



LED PC Panel Square



LED Street Light



LED Spot Light



Track Light



2W Cabinet Light - Round



Flicker Control Concealed Light

FANS



Boomerang NS



Boomerang NS Table Fan



Pedestal Fan



Finfresh - Smasher



Flyneto Ceiling Fan



Fleenor Ceiling Fan



Boomerang Ceiling Fan



BLDC Fans-WIGGLE ES

CONDUITS & FITTINGS



Conduit



Inspection Bend




Circular Box-Tee



Coupler

NEW PRODUCT LAUNCHES



Smart Switches



Smart Door Lock



FinoGreen Cable

ACCESSORIES



Ding Dong Bell Selfie



PVC Insulation Tape



Spike Guard



3 Pin Multiplug



Fancy Batten Holder



Extension Board



32A Surface DP

Thank You

Connect with us



+91-20-27475963



sales@finolex.com



Regd. Office:
26-27, Mumbai-Pune Road,
Pimpri,
Pune - 411 018.