

14<sup>th</sup> August 2025

BSE Limited  
Phiroze Jeejeebhoy Towers  
Dalal Street, Mumbai – 400 001  
**Scrip Code – 506390**

National Stock Exchange of India Limited  
Exchange Plaza, C - 1, Block - G,  
Bandra Kurla Complex,  
Bandra (East), Mumbai – 400 051  
**Scrip Symbol - HEUBACHIND**

**Sub.: Newspaper Advertisement - Special window for re-lodgment of transfer requests**

Dear Sir/Madam,

Pursuant to Regulation 30 of the Securities and Exchange Board of India (Listing Obligations and Disclosure Requirements) Regulations, 2015, read with SEBI Circular No. SEBI/HO/MIRSD/MIRSD-PoD/P/CIR/2025/97 dated 2<sup>nd</sup> July 2025 (“Circular”) we enclose herewith copies of the newspaper advertisement published in Business Standard (all editions) and Mumbai Lakshadeep (Mumbai) today i.e., 14<sup>th</sup> August 2025, intimating the shareholders about the opening of a special window for re-lodgment of transfer requests of physical shares.

In terms of the above Circular, the Shareholders are hereby informed that the special window has been opened from 7<sup>th</sup> July 2025 to 6<sup>th</sup> January 2026 only for re-lodgment of transfer deeds which were lodged prior to 1<sup>st</sup> April 2019 and were rejected, returned, or remained unattended due to deficiency in the documents/process/or otherwise missed the extended timeline of 31<sup>st</sup> March 2021.

Kindly take the same on your record.

Thanking you,

Yours faithfully,  
For **Heubach Colorants India Limited**

**Adwait Joshi**  
Company Secretary


Encl: As mentioned above

**BEEKAY STEEL INDUSTRIES LTD**  
(CIN : L27106WB1981PLC033490)

**CORRIGENDUM**

The QR Code to view the "Un-audited financial results for the quarter ended 30th June, 2025" was inadvertently omitted in the publication dated 13.08.2025 in this newspaper. The error is regretted.

Scan the QR Code to view the Financial Result in details



**HOSPITAL NOTICE**

Apollo Hospitals International Ltd., at Ahmedabad and Gandhinagar and Apollo Speciality Hospital announces destruction of old patient records (by appropriate method) dated between IP (For In-Patient) record older than July 2020 and for OP (for Out Patient) records older than July 2022, & Health check, Immigration older than July 2024. Any person who wants to retrieve the record of self or near relative should collect the same after submission of proper identity proof as per hospital policy within 7 working days of this notice; there after no request or query will be entertained by the hospital in this regard and Hospital and/or its authorized representative will not be responsible for the same.


Apollo Hospitals International Ltd., Bhat GIDC Estate, Gandhinagar, Gujarat.  
Apollo Speciality Hospital, Akshara, 12 Shanti Sadan, Co-op. Housing Society Ltd., Near Parimal Garden, Ellisbridge, Ahmedabad - 380 006  
**For query please call: 8401801066, Ext-1715/16.**  
Date: 14-08-2025 Management

**Dollex Agrotech Limited**  
CIN: L15311MP2013PLC030914  
Regd. Off.205, Naroli Arcade, 19/1, Manorama Ganj, Palasia Square, Indore, Madhya Pradesh - 452001  
Email :- info@dollex.in Website :- www.dollex.in

**EXTRACT OF STATEMENT OF PROFIT AND LOSS FOR THE QUARTER ENDED 30TH JUNE 2025**  
(All amounts in INR lakhs except EPS)

Sl. No.	Particulars	Quarter Ended			Year Ended
		30.06.2025 Unaudited	31.03.2025 Unaudited	30.06.2024 Unaudited	
1.	Total income from operations	3621.05	11867.38	3773.74	23,743.05
2.	Other Income	0.69	0.57	0.93	2.65
3.	Net Profit/(Loss) for the period (before Tax, Exceptional and/or Extraordinary items#)	199.75	99.26	655.10	1049.53
4.	Net Profit/(Loss) for the period before tax (after Exceptional and/or Extraordinary items#)	199.75	99.26	655.10	1049.53
5.	Net Profit/(Loss) for the period after tax (after Exceptional and/or Extraordinary items#)	174.68	16.97	495.00	828.11
6.	Total Comprehensive Income for the period (Comprising Profit/(Loss) for the period (after tax) and Other Comprehensive Income (after tax))	174.68	16.97	495.00	828.11
7.	Equity Share Capital	3994.88	2496.80	2496.80	2496.80
8.	Reserves (excluding Revaluation Reserve) as shown in the Audited Balance Sheet of the previous year.	4115.34	4115.34	3287.24	4115.35
9.	Earnings Per Share (of Rs 10/- each) (for continuing and discontinued operations) -				
1.	Basic	0.62	0.07	1.98	3.32
2.	Diluted	0.62	0.07	1.98	3.32

**Note:**  
a. The above is an extract of the detailed format of Financial Result for the Quarter ended 30th June, 2025 filed with the Stock Exchanges under Regulation 33 of the SEBI (Listing Obligations and Disclosure Requirements) Regulations, 2015. The full format of the Quarterly Financial Results are available on the Stock Exchange website <https://www.nseindia.com/> and company's Website <https://www.dollex.in/>  
b. The above results have been limited reviewed by the Statutory Auditors of the company and recommended by the Audit Committee and approved by the Board of Directors at their meeting held on 13th August, 2025. Below is the QR Code Accessing Financial Results.



By Order of the Board  
For Dollex Agrotech Limited  
Sd/-  
Mehmood Khan  
Managing Director  
DIN:00069224

Place : Indore  
Date: 13.08.2025

**Styrenix Performance Materials Limited**  
CIN : L25200GJ1973PLC002436

Registered Office : 9th Floor, "Shiva", Sarabhai Complex, Dr. Vikram Sarabhai Marg, Vadiwadi, Vadodra - 390023, Gujarat. Tel. No : +91 265 2303201 / 2303202  
Email : secshare@styrenix.com | Website : www.styrenix.com

(INR in Crores except EPS)

**Statement of Standalone Unaudited Financial Results For the Quarter ended June 30, 2025**

Particulars	For the Quarter ended		For the Year Ended March 31, 2025 (Audited)
	June 30, 2025 (Unaudited)	June 30, 2024 (Unaudited)	
I Revenue from operations	721.11	698.71	2,744.38
II Other income	1.89	2.48	10.78
III Total income (I+II)	723.00	701.19	2,755.16
IV Expenses			
Cost of materials consumed	549.22	554.17	2,176.32
Changes in inventories of finished goods and work-in-progress	1.93	(23.41)	(116.05)
Employee benefits expense	18.89	16.77	70.31
Other expenses	66.84	61.46	268.78
Total expenses (IV)	636.88	608.99	2,399.36
V PBDIT : Profit before Depreciation, Interest and Tax expense (III-IV)	86.12	92.20	355.80
VI Finance Costs	1.45	0.61	3.53
VII PBDT : Profit before Depreciation and Tax expense (V-VI)	84.67	91.59	352.27
VIII Depreciation and amortisation expense	10.82	9.34	39.30
IX Profit before tax (VII-VIII)	73.85	82.25	312.97
X Tax expense			
Current tax	19.82	21.80	84.72
Deferred tax charge / (credit)	(0.84)	(0.75)	(3.92)
Total tax expense (X)	18.98	21.05	80.80
XI Profit for the Period / Year (IX-X)	54.87	61.20	232.17
XII Other comprehensive income			
Items that will not be reclassified to profit or loss			
Remeasurements of defined benefit plans - (Loss) / Gain	(0.15)	0.04	(0.62)
Income tax relating to remeasurements of defined benefit plans	0.04	(0.01)	0.16
Total other comprehensive income, net of tax (XII)	(0.11)	0.03	(0.46)
XIII Total comprehensive income for the Period / Year (XI+XII)	54.76	61.23	231.71
XIV Paid-up equity share capital (Face value of the share : INR 10)	17.59	17.59	17.59
XV Other Equity	-	-	833.10
XVI Earnings per share (Not annualised)			
Nominal value per equity share of INR 10 each			
Basic and Diluted (INR)	31.20	34.80	132.02

**EXTRACT OF CONSOLIDATED UNAUDITED FINANCIAL RESULTS FOR THE QUARTER ENDED JUNE 30, 2025**

Particulars	For the Quarter ended		For the Year Ended March 31, 2025 (Audited)
	June 30, 2025 (Unaudited)	June 30, 2024 (Unaudited)	
1 Total Income from Operations	946.88	701.19	2,994.60
2 PBDIT : Profit before Depreciation, Interest and Tax expense	99.84	92.20	362.68
3 Net Profit/(Loss) for the period (before Tax and Exceptional items)	70.54	82.25	303.79
4 Net Profit/(Loss) for the period before tax (after Exceptional items)	70.54	82.25	303.79
5 Net Profit/(Loss) for the period after tax (after Exceptional items)	51.92	61.20	235.16
6 Total Comprehensive Income for the period (Comprising Profit/(Loss) for the period after tax and Other Comprehensive Income (after tax))	53.40	61.23	233.55
7 Equity Share Capital	17.59	17.59	17.59
8 Reserves (excluding Revaluation Reserve) as shown in the Audited Balance Sheet	-	-	1,149.99
9 Earning Per Share (of Rs. 10/- each) (for continuing and discontinued operations) Basic and Diluted	29.52	34.80	133.72

**Notes:**  
1. The Said results were reviewed by the Audit Committee and approved by the Board of Directors of the Company at its meetings held on August 13, 2025.  
2. The above is an extract of the detailed format of Statement of standalone and consolidated financial results filed with the Stock Exchange pursuant to Regulation 33 of the SEBI (Listing Obligations and Disclosure Requirements) Regulation, 2015. The full format of the Statements of standalone and consolidated financial results are available on the Stock Exchange Websites [www.bseindia.com](http://www.bseindia.com) (Script Code:506222) and [www.nseindia.com](http://www.nseindia.com) (Script Symbol:STYRENIX) and Company's Website at [www.styrenix.com](http://www.styrenix.com)  
3. The financial results of the Group have been prepared in accordance with Indian Accounting ("Ind AS") notified under Section 133 of the Companies Act 2013 ("Act") read with Companies (Indian Accounting Standards) Rules, 2015, as amended.  
4. The same can be accessed by scanning the QR Code provided below.



For Styrenix Performance Materials Limited  
Sd/-  
Rakesh S Agrawal  
Chairman  
DIN : 00057955

Place : Vadodra  
Date : August 13, 2025

**Heubach Colorants India Limited**  
(Formerly Clariant Chemicals (India) Limited)  
Corporate Identity Number: L24110MH1956PLC010806  
Registered Office : Rupa Renaissance, B Wing, 25<sup>th</sup> Floor  
D-33, MIDC Road, TTC Industrial Area, Junagar  
Navi Mumbai - 400705, India Website: www.heubach.com  
Email: investor.relations\_india@heubach.com

**SPECIAL WINDOW FOR RE-LODGE MENT OF TRANSFER REQUESTS OF PHYSICAL SHARES**

Pursuant to the SEBI Circular No. SEBI/HO/MIRSD/MIRSD-PoD/P/CIR/2025/ 97 dated 2<sup>nd</sup> July 2025, ("Circular"), shareholders are hereby informed that a special window has been opened from 7<sup>th</sup> July 2025 to 6<sup>th</sup> January 2026 for re-lodgement of transfer deeds.

In accordance with the Circular, this window is only for re-lodgement of transfer deeds which were lodged prior to 1<sup>st</sup> April 2019 and were rejected, returned, or remained unattended due to deficiency in the documents/ process/or otherwise missed the extended timeline of 31<sup>st</sup> March, 2021.

Shareholders who wish to avail this opportunity are requested to contact Company's Registrar and Share Transfer Agent ("RTA"), MUGF Intime India Private Limited at their email id: [rnt.helpdesk@in.mps.mugf.com](mailto:rnt.helpdesk@in.mps.mugf.com) or send the requisite documents at their office at C-101, Embassy 247, L.B.S. Marg, Vikhroli (West), Mumbai - 400 083, Maharashtra, India.

The securities in physical mode that are re-lodged for transfer (including those requests that are pending with the Company or RTA) shall be issued only in demat mode, once all the documents are found in order and due process is followed for such transfer-cum-demat request.

For Heubach Colorants India Limited  
Sd/-  
Adwait Joshi  
Company Secretary

Date : 13<sup>th</sup> August 2025  
Place : Pune

**URAVI DEFENCE AND TECHNOLOGY LIMITED**  
(Formerly known as URAVI T AND WEDGE LAMPS LIMITED)  
CIN: L84220MH2004PLC145760  
Address : Shop No. 329, Avior, Nirmal Galaxy, L. B. S. Marg, Mulund (W), Mumbai-400 080 INDIA  
Tel. No. : +91 22 2565 1355. Email id : [info@uravilamps.com](mailto:info@uravilamps.com), Website : [www.uravilamps.com](http://www.uravilamps.com)

**EXTRACT OF UNAUDITED STANDALONE AND CONSOLIDATED FINANCIAL RESULTS FOR THE QUARTER ENDED JUNE 30, 2025**  
(₹ In Lakh except in EPS)

Sl. No.	Particulars	STANDALONE		CONSOLIDATED	
		Current Quarter ended 30 <sup>th</sup> June 2025	Corresponding Quarter ended 30 <sup>th</sup> June 2024	Current Quarter ended 30 <sup>th</sup> June 2025	Current Quarter ended 30 <sup>th</sup> June 2025
1	Total Income	860.14	1,129.65	1,042.40	
2	Net Profit / (Loss) for the period (Before Tax, Exceptional and / or Extraordinary items #)	48.53	64.86	70.99	
3	Net Profit / (Loss) for the period before tax (After Exceptional and / or Extraordinary items #)	48.53	64.86	70.99	
4	Net Profit / (Loss) for the period after tax (After Exceptional and / or Extraordinary items #)	37.06	44.61	52.82	
5	Total Comprehensive Income for the period (Comprising Profit / (Loss) for the period (After tax) and Other Comprehensive Income (After tax))	36.01	43.44	51.05	
6	Paid up Equity Share Capital (Face value of ₹ 10/- per share)	1,136.00	1,100.00	1,136.00	
7	Reserves (Excluding Revaluation Reserve)				
8	Earnings Per Share (of ₹ 10/- each) (For continuing and discontinued operations)				
1.	Basic	0.33	0.41	0.38	
2.	Diluted	0.32	0.39	0.37	

**Notes:**  
1. The above is an extract of the detailed format of standalone and consolidated Financial Results filed with the Stock Exchanges under Regulation 33 of the SEBI (Listing and Other Disclosure Requirements) Regulations, 2015. The full format of the Results are available on the websites of the Stock Exchange(s) i. e. <https://www.bseindia.com> & <https://www.nseindia.com> and on the website of the Company at [www.uravilamps.com](http://www.uravilamps.com)  
For and on behalf of **Uravi Defence and Technology Limited** (Formerly known as Uravi T and Wedge Lamps Limited)  
Sd/-  
Mr. Niraj Gada  
Managing Director & CEO  
DIN: 00515932  
Rameshwar Mehta

Date : 12.08.2025  
Place : Mumbai

**Pennar Industries Limited**  
Regd Off: 2-91/14/8/PIL/10&11, 7th Floor, whitefields, Kondapur, Serilingampally, K.V Ranga Reddy Dist, Hyderabad 500084, Telangana, India. Tel: +91 40 41923108.  
Email: [corporatecommunications@pennarindia.com](mailto:corporatecommunications@pennarindia.com); Website: [www.pennarindia.com](http://www.pennarindia.com)

**Extract of Unaudited Consolidated Financial Results for the Quarter Ended 30<sup>th</sup> June 2025**  
(Rs. in Lakhs)

Sl. No.	Particulars	Quarter ended	
		30-Jun-25	30-Jun-24
1	Total income from operations	85,400	74,089
2	Net Profit / (Loss) after tax and Minority Interest	3,194	2,680
3	Total Comprehensive Income after Minority (includes Net Profit and Other Comprehensive Income net of tax)	3,182	2,680
4	Paid up Equity Share Capital	6,747	6,747
5	Earnings Per Share (EPS) (of Rs. 5/- each) Basic and Diluted Earnings (Rs.) (not annualised)	2.37	1.96


a. The above Consolidated financial results are reviewed and recommended by the Audit Committee at their meeting held on August 12, 2025 and approved by the Board of Directors at their meeting held on August 13, 2025.  
b. Key Standalone financial information is given below.

(Rs. in Lakhs)

Particulars	Quarter ended	
	30-Jun-25	30-Jun-24
Income from operations	66,232	60,553
Profit before tax	2,795	2,494
Profit after tax	2,259	1,856

c. Previous figures have been regrouped/reclassified, wherever necessary  
d. Profit after minority interest numbers are non comparable due to change in share holding pattern.  
e. The above is an extract of the detailed format of quarterly financial results filed with stock exchange under regulation 33 of SEBI (Listing obligation and disclosure requirements) regulation 2015. The full format of the quarterly financial results available on the company's website viz [www.pennarindia.com](http://www.pennarindia.com) and website of BSE ([www.bseindia.com](http://www.bseindia.com)) and NSE ([www.nseindia.com](http://www.nseindia.com)).

Place : Hyderabad  
Date : 13.08.2025



By order of the Board  
Aditya N Rao  
Vice-Chairman & Managing Director

**AKAR AUTO INDUSTRIES LIMITED**  
CIN L29220MH1989PLC052305  
Regd Office: 304, Abhay Steel House, Carnac Bunder, Baroda Street, Mumbai -400009 (INDIA)  
Tel No. (022) 23714886, Fax: (022) 23735736, Website: <https://akarauto.com>  
Corp. Office : E-5 MIDC Waluj, Aurangabad -431136 (M.S.) India.  
Tel No. 0240-6647230 Email : [Corporate@akarautosltd.com](mailto:Corporate@akarautosltd.com)

**EXTRACT OF STANDALONE UN-AUDITED FINANCIAL RESULTS FOR THE QUARTER ENDED 30TH JUNE, 2025**  
(Rs. In Lakhs, except per share data)

Sr. No.	PARTICULARS	Quarter Ended		Year Ended	
		30.06.2025 Un-Audited	31.03.2025 Audited	30.06.2024 Un-Audited	31.03.2025 Audited
1	Total Income from Operations (net of Excise Duty / GST)	9,043.74	9,395.89	9,494.23	37,710.27
2	Net Profit/ (Loss) for the period (before tax, exceptional and/or extraordinary items)	210.07	125.98	230.69	908.50
3	Net Profit/ (Loss) for the period before tax (after exceptional and/or extraordinary items)	210.07	125.98	230.69	908.50
4	Net Profit/ (Loss) for the period after tax (after exceptional and/or extraordinary items)	181.54	124.11	153.65	645.48
5	Total Comprehensive income for the period (Comprising Profit/ (Loss) for the period (after tax) and other Comprehensive Income (after tax))	181.54	124.11	153.65	636.94
6	Equity Share Capital (Face Value of Rs.5/- each fully paid-up)	539.40	539.40	539.40	539.40
7	Reserves (excluding Revaluation Reserves as shown in the Balance Sheet of Previous year)				4,480.22
8	Earning per share (Face Value of Rs.5/- each)				3,908.00
	Basic (Rs.)	1.68	1.15	1.42	5.98
	Diluted (Rs.)	1.68	1.15	1.42	5.98

**Notes:**  
(a) The above is an extract of the detailed format of quarterly financial results filed with the BSE Limited under Regulation 33 of the SEBI (Listing Obligations and Disclosure Requirements) Regulations, 2015. The Full Format of the quarterly financial results are available on the website of BSE and on the Company's website at <https://akarauto.com>.  
(b) The Financial results of the Company for the quarter ended 30th June, 2025 have been prepared in accordance with the Indian Accounting Standard (Ind AS) as prescribed under section 133 of the Companies Act, 2013 read with the Companies (Indian Accounting Standards) Rules 2015, as amended.

For AKAR AUTO INDUSTRIES LIMITED  
Sd/-  
(Sunil Todri)  
Managing Director  
(DIN : 00061952)

Place : Aurangabad  
Date : 13th August 2025

**VERITAS FINANCE**  
(formerly known as Veritas Finance Private Limited)  
CIN: U65923TN2015PLC100328, RBI Regn No: N-07.00810  
Regd. Office: SKCL Central Square 1, South and North Wing, 7th Floor, Unit C28-C35, CIPET Road, Thiru Vi Ka Industrial Estate, Guindy, Chennai – 600 032. [www.veritasfin.in](http://www.veritasfin.in)

**Statement of Unaudited Financial Results for the Quarter Ended 30 June 2025**  
(All amounts are in INR lakhs, unless stated otherwise)

S.No	Particulars	Quarter Ended			Year Ended
		30.06.2025 (Unaudited)	31.03.2025 (Refer note h)	30.06.2024 (Unaudited)	
1	Total Income from Operations for the period / year	42,990.17	43,411.52	34,028.67	1,55,067.93
2	Net Profit for the period / year (before Tax, Exceptional and/or Extraordinary items)	8,154.88	12,047.10	8,718.44	38,832.32
3	Net Profit for the period / year before tax (after Exceptional and/or Extraordinary items)	8,154.88	12,047.10	8,718.44	38,832.32
4	Net Profit for the period / year after tax (after Exceptional and/or Extraordinary items)	6,165.05	9,307.10	6,569.24	29,511.16
5	Total Comprehensive Income for the period / Year	6,030.28	9,196.27	6,391.92	29,219.17
6	Paid up Equity Share Capital	13,136.42	13,136.42	12,753.43	13,136.42
7	Reserves (excluding Revaluation Reserve)	2,71,781.02	2,65,181.04	2,27,106.19	2,65,181.04
8	Securities Premium Account	1,71,989.46	1,71,989.46	1,58,147.64	1,71,989.46
9	Net worth (equity and preference share capital + reserve and surplus excluding revaluation reserve)	2,84,917.44	2,78,317.46	2,39,859.62	2,78,317.46
10	Paid up Debt Capital / Outstanding Debt (debt securities + borrowings)	5,60,672.31	5,62,924.20	4,50,979.33	5,62,924.20
11	Debt Equity Ratio (Refer note d)	1.97	2.02	1.88	2.02
	Earnings per share (of INR 10 each) (Refer note e)				
	- Basic	4.70	7.09	4.98	22.44
	- Diluted	4.66	7.04	4.94	22.25
13	Capital Redemption Reserve	-	-	-	-
14	Debenture Redemption Reserve (Refer note f)	-	-	-	-
15	Debt Service Coverage Ratio (Refer note g)	-	-	-	-
16	Interest Service Coverage Ratio (Refer note g)	-	-	-	-

**Notes:**  
(a) Veritas Finance Limited ("the Company") is a company limited by shares domiciled in India and incorporated on 30 April 2015 under the provisions of the Companies Act, 2013 registered with Reserve Bank of India ("RBI") and is classified under middle layer as per scale based regulations issued by RBI to carry on the business of NBFC without accepting public deposits. The debt securities of the Company namely non-convertible debentures are listed on the Bombay Stock Exchange ("BSE") and National Stock Exchange ("NSE"). The Company is engaged in extending credit to micro and small enterprises, typically self-employed businesses and salaried segment for the purpose of their business expansion, working capital, construction of houses, and purchase of used commercial vehicles. Pursuant to conversion into a public company, the Company had changed its name to Veritas Finance Limited with effect from 23 October 2024.  
(b) The financial results for the quarter ended 30 June 2025 are available on the websites of BSE (<https://www.bseindia.com>), NSE (<https://www.nseindia.com>) and the Company (<https://www.veritasfin.in/announcement-and-results.php>).  
(c) These unaudited financial results have been prepared in accordance with recognition and measurement principles laid down in accordance with the Indian Accounting Standard ("Ind AS") 34 - "Interim Financial Reporting" as prescribed under Section 133 of the Companies Act, 2013 ("the Act"), read with the Companies (Indian Accounting standards) Rules, 2015, as amended from time to time, and other accounting principles generally accepted in India and in terms of Regulation 52 of the Securities Exchange Board of India ("SEBI") (Listing Obligations and Disclosure Requirements) Regulations 2015 (as amended). Any application guidance/ clarifications/ directions issued by the Reserve Bank of India are implemented as and when they are issued/ become applicable.  
The statement of unaudited financial results for the quarter ended 30 June 2025, have been reviewed by the Audit Committee and subsequently approved by the Board of Directors at their respective meetings held on 13 August 2025. This statement of unaudited financial results for the quarter ended 30 June 2025, have been subjected to limited review by the statutory auditors of the Company.  
(d) Debt equity ratio is calculated as ((Debt securities + Borrowings) / Net worth).  
(e) Basic and diluted earnings per share disclosed for the quarters ended 30 June 2025, 31 March 2025 and 30 June 2024 have not been annualised.  
(f) Debenture redemption reserve is not required in respect of privately placed debentures in terms of Rule 18(7)(b)(ii) of Companies (Share Capital and Debenture) Regulation, 2014.  
(g) Debt service coverage ratio and Interest service coverage ratio is not applicable for Non-Banking Financial Company (NBFC) and accordingly no disclosure has been made.  
(h) Figures for the quarter ended 31 March 2025, are derived by deducting the reported year to date figures for the period ended 31 December 2024, which were subject to limited review, from audited figures for the year ended 31 March 2025.

For and on behalf of the board of directors of  
**Veritas Finance Limited** (formerly known as Veritas Finance Private Limited)  
Sd/-  
D. Arulmany  
Managing Director and Chief Executive Officer

Place : Chennai  
Date : 13.

