



14.05.2026

To

BSE Limited

Phiroze Jeejeebhoy Towers,
Dalal Street,
Fort, Mumbai – 400 001

Scrip Code: 543318

National Stock Exchange of India Limited

Exchange Plaza, Plot no. C/1,
G Block, Bandra-Kurla Complex
Bandra (E), Mumbai - 400 051

Trading Symbol: CLEAN

Subject: Investor Presentation.

Dear Sir/Madam

Further to our letter dated 14.05.2026 and in accordance with Regulation 30 read with Schedule III of SEBI (Listing Obligations and Disclosure Requirements) Regulations, 2015, Financial Results presentation after making correctios of typographical errors for Quarter and Financial Year ended 31st March, 2026 is enclosed.

The aforesaid presentation is also available on the Company's website.

You are requested to take the same on record.

Thanking You.

For Clean Science and Technology Limited

Ruchita Vij

Company Secretary & Compliance Officer

Encl: As above



Clean Science and Technology Ltd.

Investor Presentation

Q4 FY 2026 & FY 2026 | MAY 2026



This investor presentation has been prepared by Clean Science and Technology Limited (“CSTL”) and does not constitute a prospectus or placement memorandum or an offer to acquire any securities. This presentation or any other documentation or information (or any part thereof) delivered or supplied, should not be deemed to constitute an offer.

No representation or warranty, express or implied, is made as to, and no reliance should be placed on, the fairness, accuracy, completeness or correctness of such information or opinions contained herein. The information contained in this presentation is only current as of its date. Certain statements made in this presentation may not be based on historical information or facts and may be “forward-looking statements”, including those relating to the general business plans and strategy of Clean Science and Technology, its future financial condition and growth prospects, future developments in its industry and its competitive and regulatory environment, and statements which contain words or phrases such as ‘will’, ‘expected to’, ‘horizons of growth’, ‘strong growth prospects’, among many others, or similar expressions or variations of such expressions. These forward-looking statements involve a number of risks, uncertainties and other factors that could cause actual results, opportunities and growth potential to differ materially from those suggested by the forward-looking statements.

Clean Science and Technology Limited may alter, modify, or otherwise change in any manner, the content of this presentation, without obligation to notify any person of such revision or changes. This presentation cannot be copied and disseminated in any manner.



Q4 FY 2026 & FY2026 Business Update

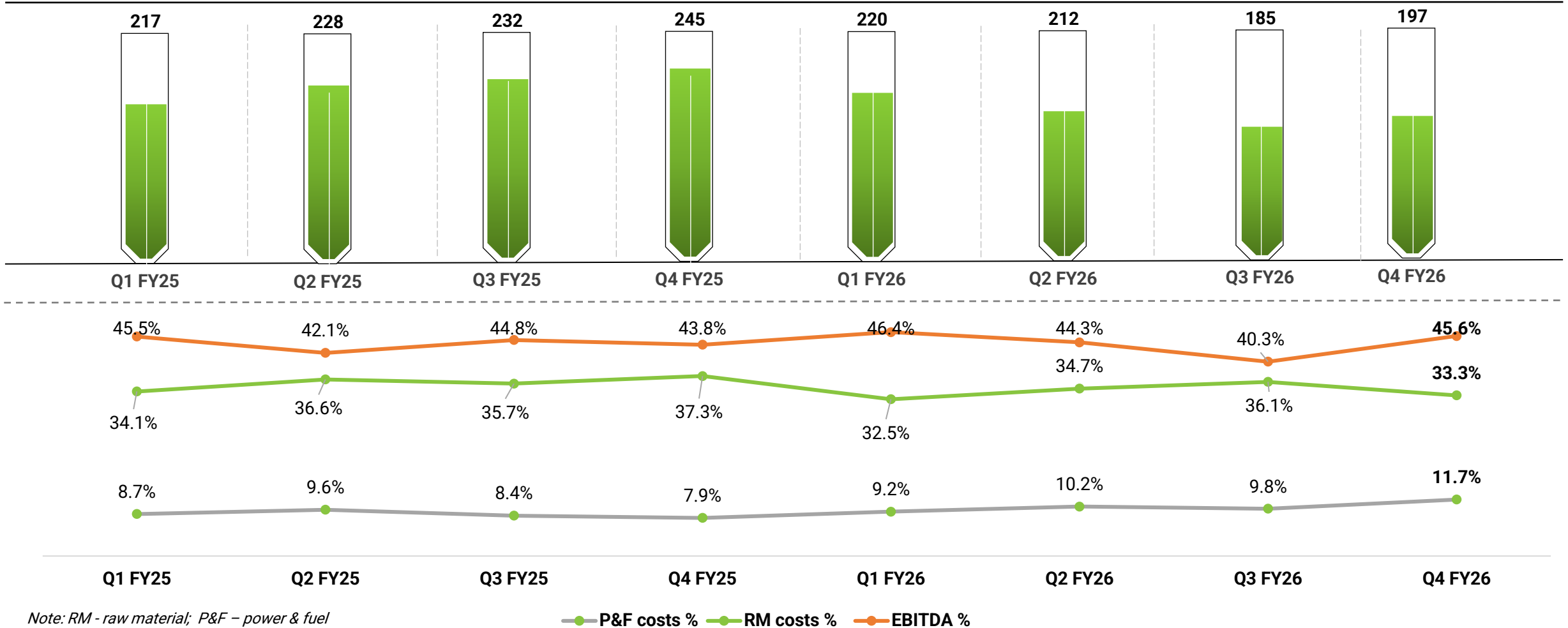


Q4 FY2026 UPDATE

EIBTDA margins resilient in challenging market conditions



Revenue in INR Crore



CAPEX & BUSINESS UPDATE

- Incurred total capex of ~ Rs. 220 crores during FY2026 primarily towards investment in Clean Fino Chem Ltd. (CFCL), wholly owned subsidiary of CSTL
- Executive Directors voluntarily elected to forgo a substantial portion of their performance bonus entitlement for the FY 2026
- Board approved final dividend of Rs. 4 per share, implying total payout ratio for the year of 25%

Q4 FY2026 P&L OVERVIEW

HALS' sales momentum continues; rebound in base business visible



P&L (INR Crore)	STANDALONE					CONSOLIDATED				
	Q4 FY2026	Q3 FY2026	Q-o-Q (%)	Q4 FY2025	Y-o-Y (%)	Q4 FY2026	Q3 FY2026	Q-o-Q (%)	Q4 FY2025	Y-o-Y (%)
Sale of products	193	179	8%	238	(19%)	246	216	14%	256	(4%)
Other operating income	4	6		7		3	3		8	
Total Revenue	197	185	6%	245	(20)%	249	219	14%	264	(6%)
Raw material expenses	64	65	0%	89	(27)%	91	86	6%	96	(5%)
Raw material %	33.3%	36.1%		37.3%		37.0%	39.9%		37.4%	
Other operating expenses	45	48	(8%)	52	(14%)	62	61	-	63	(1%)
EBITDA	88	72	22%	105	(16)%	96	72	33%	105	(9%)
EBITDA %	45.6%	40.3%		43.8%		38.9%	33.4%		41.0%	
Depreciation expenses	11	11		11		21	19		17	
Finance costs	0	0		0		0	0		0	
Other Income	0	9		12		3	10		12	
Profit before tax (PBT)	77	70	11%	105	(26)%	78	63	25%	100	(22%)
PBT %	40.0%	39.0%		44.4%		31.6%	28.9%		39.0%	
Profit after tax (PAT)	58	52	12%	79	(26)%	58	46	28%	74	(22%)
PAT %	30.1%	28.9%		33.0%		23.7%	21.2%		29.0%	

FY2026 P&L OVERVIEW

Robust EBITDA margins underpinned by increased contribution from new launches



P&L (INR Crore)	STANDALONE			CONSOLIDATED		
	Particular	FY2026	FY2025	Y-o-Y (%)	FY2026	FY2025
Sale of products	796	906	(12%)	942	950	(1%)
Other operating income	19	16		14	17	
Total Revenue	815	922	(12%)	957	967	(1%)
Raw material expenses	271	326	(17%)	357	351	2%
Raw material %	34.1%	35.9%		37.9%	36.9%	
Other operating expenses	191	197	3%	244	228	7%
EBITDA	353	399	(12%)	355	388	(8%)
EBITDA %	44.3%	44.0%		37.7%	40.8%	
Depreciation expenses	44	44		78	69	
Finance costs	0	0		0	0	
Other Income	28	36		33	39	
Profit before tax (PBT)	336	391	(14%)	310	357	(13%)
PBT %	42.2%	43.1%		32.9%	37.6%	
Profit after tax (PAT)	251	292	(14%)	230	266	(13%)
PAT %	31.6%	32.3%		24.4%	27.8%	

FY2026 BALANCE SHEET OVERVIEW

Healthy cash balance to fund ongoing capex



Standalone Balance Sheet (INR Crore)	As at 31-March-2026	As at 31-March-2025
Assets		
Non-current assets		
Fixed Assets	336	360
Capital work-in-progress	4	4
Right of use asset	4	4
Other non-current assets	814	592
Total non-current assets	1,157	959
Current assets		
Inventories	102	105
Investments	343	319
Trade receivables	149	184
Cash and bank balances	17	15
Other current assets	15	23
Total current assets	627	645
Total assets	1,784	1,605
Equity and Liabilities		
Net-worth	1,646	1,457
Non-current liabilities		
Lease liabilities	1	1
Other financial liabilities	2	-
Other non-current liabilities	30	34
Total non-current liabilities	33	35
Current liabilities		
Trade payables	74	74
Other current liabilities	31	40
Total current liabilities	105	113
Total equity and liabilities	1,784	1,605

Consolidated Balance Sheet (INR Crore)	As at 31-March-2026	As at 31-March-2025
Assets		
Non-current assets		
Fixed Assets	719	675
Capital work-in-progress	118	30
Right of use asset	35	36
Other non-current assets	82	67
Total non-current assets	955	809
Current assets		
Inventories	154	149
Investments	347	344
Trade receivables	206	203
Cash and bank balances	28	20
Other current assets	93	82
Total current assets	828	799
Total assets	1,783	1,608
Equity and Liabilities		
Net-worth	1,584	1,416
Non-current liabilities		
Lease liabilities	2	2
Other financial liabilities	2	-
Other non-current liabilities	30	34
Total non-current liabilities	34	36
Current liabilities		
Trade payables	116	99
Other current liabilities	49	57
Total current liabilities	165	156
Total equity and liabilities	1,783	1,608



Corporate presentation



- One of the fastest growing and among the most profitable fine and specialty chemical companies globally. Among the largest manufacturers of certain specialty chemicals developed in-house.
- Among the few global organizations focused on developing ingenious technologies with unique, innovative, sustainable, and cost-effective catalytic manufacturing processes

500+ Global
and domestic customers across
35+ countries

1,500+ Strong team
(**10%** women staff)

16+ Accreditation &
Certifications

Zero Debt Company

Sustainability and
ESG deeply ingrained in our
philosophy

61% consolidated revenues
from exports

4 manufacturing units
State-of-art **Pilot facility**
Fully equipped **Application lab**

90+ Scientists over
4 R&D facilities

COMPANY EVOLUTION

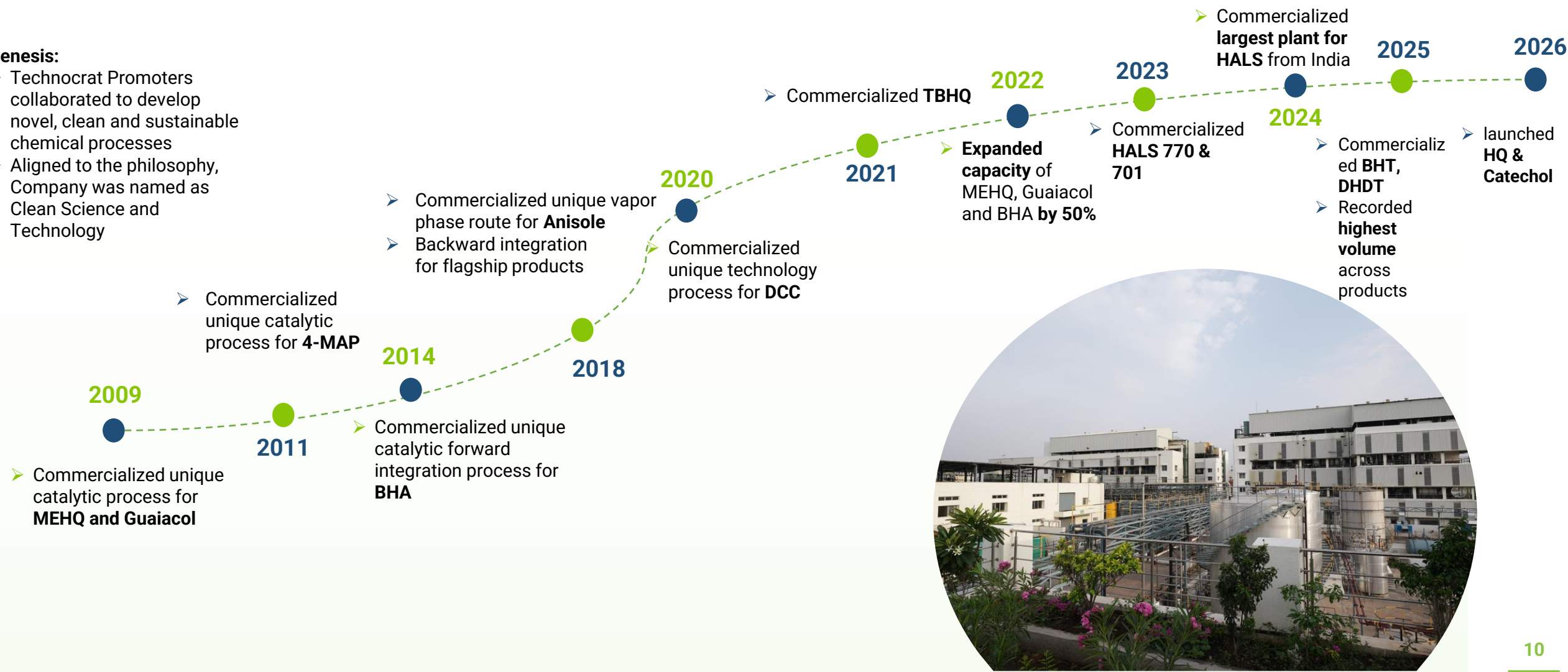
Continuous R&D and Innovation has led to new product launches on a consistent basis



YEAR	2009	2011	2014	2018	2020	2021	2022	2023	2024	2025	2026
REVENUES (INR Crore)	1	19	120	241	419	512	685	936	789	967	957

Genesis:

- Technocrat Promoters collaborated to develop novel, clean and sustainable chemical processes
- Aligned to the philosophy, Company was named as Clean Science and Technology



DIVERSIFIED PRODUCT PROFILE SERVING CRITICAL END-USER INDUSTRIES

Largest capacity in the world for our flagship products



PERFORMANCE CHEMICALS



MEHQ (Monomethyl Ether of Hydroquinone)

- Used as polymerization inhibitor in acrylic acids, acrylic esters, super absorbent polymers (diapers and sanitary pads)
- Pre-cursor for agrochemical industry

1 Globally



BHA (Butylated Hydroxy Anisole)

- Used as anti-oxidant in food and feed industry

1 Globally



AP (Ascorbyl Palmitate)

- Used in infant food formulations, breakfast cereals and cosmetics

1 Globally



TBHQ (Tertiary Butyl Hydroquinone)

- Stabilizer in oil industry

2 Globally



HALS (Hindered Amine light Stabilizers)

- HALS 701 is used in water treatment
- HALS 770, 622, 944, 119, 783 is used for UV stabilization in a variety of polymers

1 in India

PHARMA AND AGRO INTERMEDIATES



Guaiacol

- Pre-cursor to manufacture APIs for cough syrup (pharma industry)
- Key raw material to produce Vanillin

2 Globally **1** in India



DCC (Dicyclohexyl Carbodiimide)

- Used as reagent in anti-retroviral

2 Globally **1** in India



Veratrole

- Intermediate in agrochemical industry

Amongst largest in India



DHDT (2,5-Dihydroxy-1,4-dithiane)

- Used as reagent in anti-retroviral

1 in India

FMCG CHEMICALS



4-MAP (4-Methoxy Acetophenone)

- Used in UV blocker in sunscreens (cosmetics industry)

1 Globally



Anisole

- Precursor to perfumes, insect pheromones, pharmaceuticals
- Majority of Anisole produced is used for captive consumption

1 Globally

KEY DIFFERENTIATORS THAT ADD VALUE

Unique benefits that set our business apart from competition



INNOVATION

Strategic process innovation and new product development driven by a strong in-house R&D team



GLOBAL LEADERS

Among the largest producers globally of critical specialty chemicals with diversified applications



PREFERRED PARTNER OF CHOICE

Strong and long term relationships with a well diversified marquee customer base



STATE-OF-THE-ART

Multiple, automated manufacturing facilities with zero liquid discharge and strong focus on EHS



PROMOTERS

Technocrat promoters supported by an experienced workforce with extensive domain knowledge



FORMULATION

Unique, innovative, sustainable and cost-effective catalytic manufacturing process



STATISTIC

Strong and consistent financial performance

Research and Development team's focus areas



Enhance our existing catalyst systems to further optimize yield and selectivity



Expand product portfolio in the performance chemical segment



Develop products with high demand which are produced by limited manufacturers globally

COMPETENCY ACROSS ~15+ CHEMISTRIES

Hydroxylation	Hydrogenation
Grignard Reaction	Chlorination
Oxidation	Polymeric Reaction
Alkylation	Esterification
Catalysis	Halogenation

BACKED BY DIVERSE TECHNOLOGY

- Continuous flow reaction
- Vapour phase reaction
- Tri-phasic reaction
- Fixed bed reaction

LED BY EXEMPLARY R&D TEAM

March 2018	March 2025
1 PhD	9 PhDs
22 scientists	90 scientists
4 independent R&D labs with pilot facility and application lab	

COHESIVE AND TECHNOCRAT PROMOTERS

Strong visibility on longevity of Promoters' engagement in the business



ASHOK BOOB

Executive Vice Chairman

Key functions: Projects,
Manufacturing Capabilities

Over **3 decades** of work experience in the chemical industry.

Bachelor of Chemical Engineering – Institute of Chemical Technology, Mumbai, India (formerly known as UDCT)



SIDDHARTH SIKCHI

Managing Director

Key functions:
Marketing, R&D

Over **2 decades** of experience in the chemical industry.

Bachelor of Chemical Technology – Institute of Chemical Technology, Mumbai, India (formerly known as UDCT)

Master of Science in Organic Chemistry – University of Manitoba, Canada.



KRISHNA BOOB

Executive Director

Key functions: Industrial relations, Purchase

Over **3 decades** of expertise in the chemical industry.

Bachelor of Pharmacy – University of Mumbai, India

PROFILE OF NON-EXECUTIVE, INDEPENDENT DIRECTORS ON THE BOARD



PRADEEP RATHI

Chairman and Non-Executive Director
B.Sc, M.S. (MIT, USA)
MBA (Columbia, USA)



KEVAL DOSHI

Non-Executive, Independent Director
B.Com. (University of Mumbai)
Member of ICAI
Erstwhile Partner at Ernst & Young LLP



Sanjay Kothari

Non-Executive, Non-Independent Director
B.Com (University of Calcutta)
Member of ICAI and ICSI



Mr. Raj Kamal

Non-Executive, Independent Director
M.A., LL.B., Diploma in Foreign Trade
Management IIFT, New Delhi



Ms. Pallavi Gokhale

Non-Executive, Independent Director
Member of ICAI and ICMAI
Erstwhile Partner at Ernst & Young LLP

CONTINUED COMMITMENT TOWARDS SUSTAINABILITY AND ESG

Sustainability and ESG initiatives are embedded in our long term growth strategy



ENVIRONMENT EMPATHY (E)

- Utilize resources efficiently, reduce waste and minimize emissions as part of our sustainability commitment
- We aim to plant more than 50,000 trees over the next five years
- ~20 MW solar capacity. Share of renewable energy in power consumption at 65%.
- To reduced GHG emission by 15% over 5 years starting 2023
- To reduced specific water consumption by 15% over 5 years starting 2023
- To reduced specific energy consumption by 15% over 5 years starting 2023



SOCIAL RESPONSIBILITY (S)

- Total contribution towards CSR activities during last 3 years is over INR 21 crore
- Health, safety and wellbeing of employees is integral part of all our activities
- Continual improvement in safety measures have resulted in zero casualties till date
- Our key initiatives include regular safety audits, safety trainings and health checkups among others



CORPORATE GOVERNANCE (G)

- Big 4 Statutory auditors
- Highly experienced, competent and balanced Board driving corporate ethics and values
- Long term & short term ratings by CRISIL are AA- (Stable) and A1+ respectively
- Dividend track record with defined dividend payout policy
- Received Maharashtra State Export award for 4 consecutive years
- No auditor qualification or re-statements of financial statements till date

FOCUS ON SUSTAINABILITY



GreenCo Certificate



Together for Sustainability

ecovadis

Ecovadis



Responsible Care®
OUR COMMITMENT TO SUSTAINABILITY



Reduce



Recycle



Reuse

FOCUS ON CSR ACTIVITIES



Vocational Skills



Environment Sustainability



Medical Relief



Healthcare



Education

FOCUS ON GOVERNANCE



Audit Committee



Nomination And Remuneration Committee



Stakeholders Relationship Committee



Risk Management Committee



Corporate Social Responsibility Committee

ADVANCED MANUFACTURING FACILITIES DESIGNED BY IN-HOUSE ENGINEERING TEAM

3 independent functional units under CSTL at Kurkumbh Industrial Area, Maharashtra with dedicated lines for each product



UNIT 1

7 plants

Total area – **30,000 sq.m**



UNIT 3

5 plants

Total area – **40,343 sq.m**

UNIT 2

4 plants

Total area – **23,337 sq.m**



NO plant closure notice received from pollution control board

All Units are **ISO 9001, ISO 14001 and ISO 45001** certified

Sustainable processes ensures **zero liquid discharge (ZLD)** facility

- Multiple dedicated plants for key products. To that extent, each plant is immune to challenges in other plants
- Independent plants for catalysts
- Each unit has a separate R&D facility, warehouse, engineering and utility section

COMMERCIALIZED LARGEST FACILITY FOR HALS FROM INDIA

Largest facility of Clean Science Group housed in its wholly owned subsidiary, Clean Fino Chem Ltd. at Kurkumbh Industrial Area, Maharashtra



UNIT 4

Commercialized in **March 2024**

Total area – **1,32,700 sq.mtrs. (34 acres)**

Cost advantage - **Tax incentive**

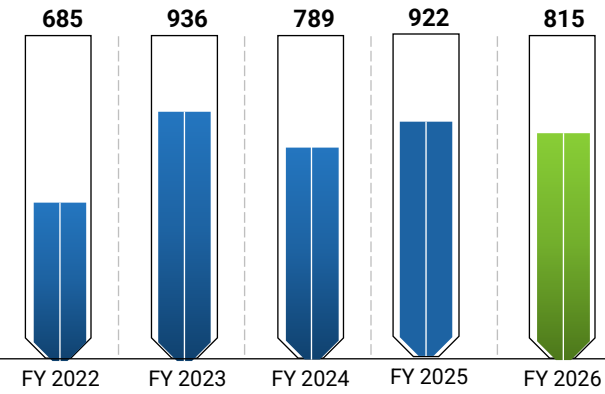
Sizeable benefits of **integrated facility**

STRONG FINANCIAL PERFORMANCE

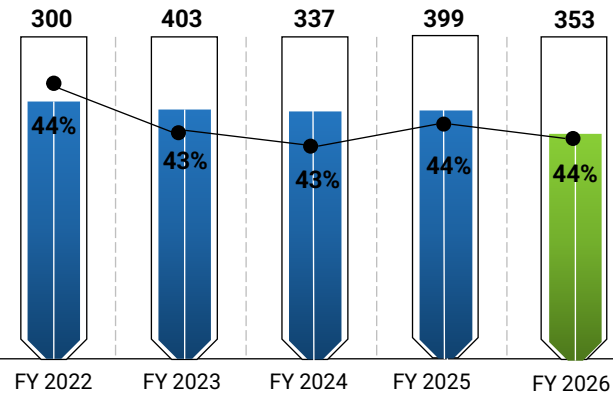
Resilient profitability metric across business cycle



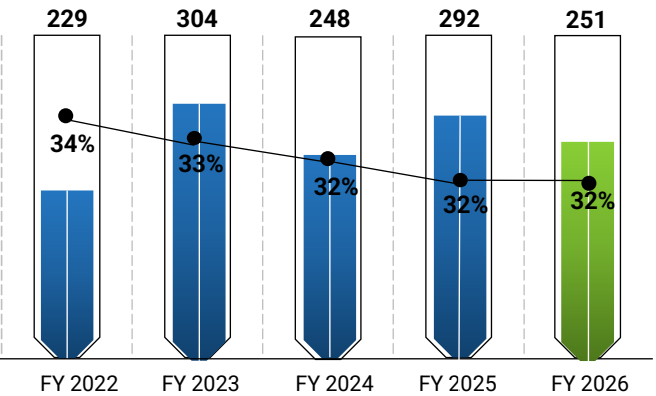
REVENUE



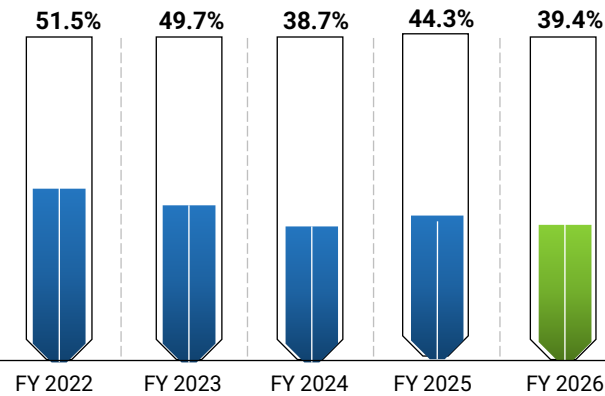
EBITDA & EBITDA%



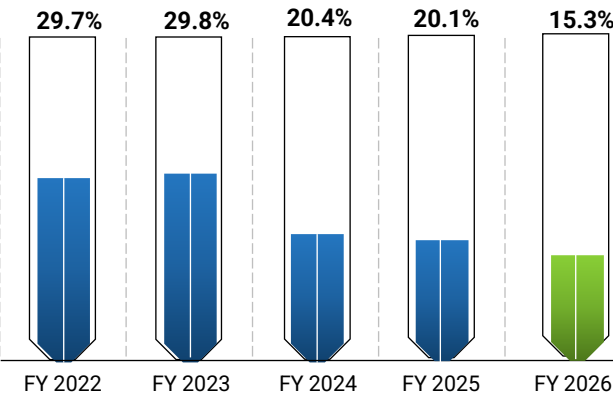
PAT & PAT%



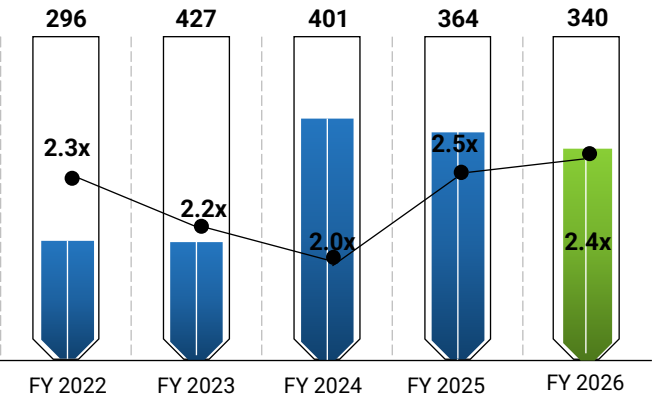
RoCE



RoNW



Net FA & Net FA turnover(x)



Figures in INR crore

RoCE = EBIT (ex. Other income)/capital employed (i.e. Gross FA + Working Capital);

RoNW = PAT as % of net worth;

Net Fixed Asset Turnover = Revenue from Operations/Net Fixed Assets;

Note: These are standalone metrics as consolidated operations commercialized meaningfully only during H2 FY2025

KEY GROWTH LEVERS

Strategic initiatives and investments aimed at long term sustainable growth



FOCUS ON ESG AND SUSTAINABILITY

Capitalise on our core philosophy of clean and green chemistry to address opportunities arising from the shift in demand to sustainable chemistry.

STRENGTHEN IN INDIA AND EXPAND GLOBALLY

Focus on import substitution opportunities in India and add new export customers across geographies



SIGNIFICANT GREENFIELD CAPEX

Planned capex on track for commercialising new series of products

ADD NEW COMPETENCIES

Adding new chemistries and process technologies with significant focus on high value products that limited manufacturers produce globally

NEW PRODUCT DEVELOPMENT

Strategic investments towards developing products for new range of speciality chemicals that find applications across diverse and fast growing end user industries



THANK YOU

For further information, please contact:

PRATIK BORA

Email: pratik@cleanscience.co.in



Clean Science and Technology Limited

Website: <https://www.cleanscience.co.in/>