

June 2, 2026

National Stock Exchange of India Ltd.

Listing Department, Exchange Plaza,
Plot No. C-1, Block G, Bandra Kurla
Complex, Bandra(E)
Mumbai - 400051,

Symbol: CHAVDA

Dear Sir/Madam,

Subject: Investor Presentation of the Audited Financial Results for the Quarter and Financial Year ended March 31, 2026

Pursuant to Regulation 30 of the SEBI (Listing Obligations and Disclosure Requirements) Regulations, 2015, we hereby enclose the Investor Presentation on the Audited Financial Results for the Quarter and Financial Year ended March 31, 2026

This is for your information and records

Thanking you.

Yours faithfully,

For, CHAVDA INFRA LIMITED

Maheshkumar Chavda
Managing Director
DIN.: 06387556

Encl.: As Above

CHAVDA INFRA LIMITED

Investor Presentation – FY26 Earnings Update

The 31st



**Nirma University
Old Building**

Agenda

1. Executive Summary

2. About Chavda Infra limited
3. Competitive Moats
4. Ongoing & Completed Projects
5. Investment Rationale
6. Historical Business Performance
7. Select Financial Statement Data
8. Annexures

Executive Summary – FY26

Revenue and Profitability



Revenue From Operations

₹ 320.6 crores ▲ 22.6%



EBITDA

₹ 58.0 crores ▲ 2.8%



EBITDA Margin

18.1% ▼ 350 bps



PAT

₹ 17.0 crores ▼ -19.4%



PAT Margin

5.3% ▼ 277 bps

Return and Capital



Return On Equity¹

7.7% ▼ 1108 bps



Return On Capital Employed¹

11.5% ▼ 258 bps



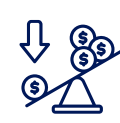
Debtor Days

134 vs 125 days in FY25



Working Capital Days

135 vs 76 days in FY25



Net Debt To Equity

0.6x vs 1.4x in FY25

Client and People



Orderbook

₹ 785 crores ▲ 11.7%



Order Inflow (₹ crores)

₹ 370 crores ▼ 17.4%



Order Book To Sales

2.4x vs 2.7x in FY25



Completed Projects

5 vs 8 in FY25



Total Workforce

315 vs 296 in FY25

¹ The moderation in ROE & ROCE is primarily attributable to the infusion of funds raised via preferential issue

Performance Update And Management Commentary – FY26

Business Updates



- Successfully completed construction work¹ of 5 projects in FY26.
- Total order inflow of ₹370 crores in FY26.
- Initiated AA+ contractor classification process to enhance market positioning and enable participation in larger marquee projects.

Financial Highlights



- Revenue from operations grew 22.6% YoY to ₹320.6 crores in FY26.
- EBITDA grew 2.8% YoY to ₹58.0 crores in FY26, demonstrating operational resilience despite cost pressures.
- Cash conversation cycle has improved from 180 days in FY25 to 129 days in FY26.

Management Commentary

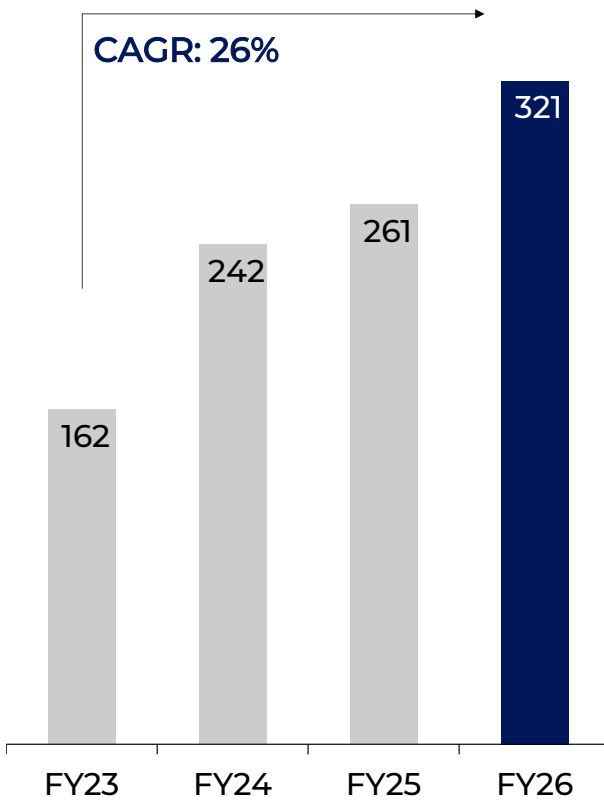


- FY26 delivered a resilient performance despite industry-wide challenges and execution disruptions.
- Backed by strategic capacity expansion, strong execution capabilities, and a robust order book pipeline, the company remains well-positioned to capitalize on growing opportunities across residential, commercial, industrial, and infrastructure projects.

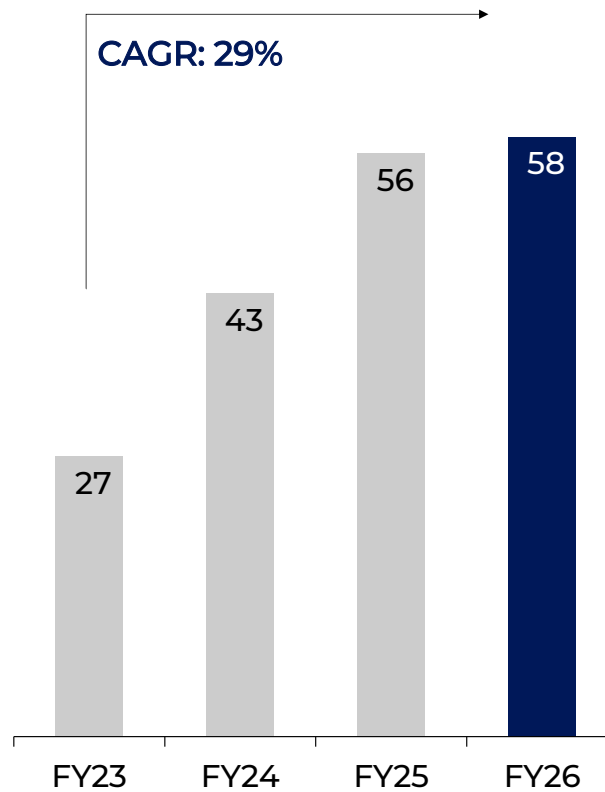
Strong Operational Growth with Stable Profitability

(₹ crores)

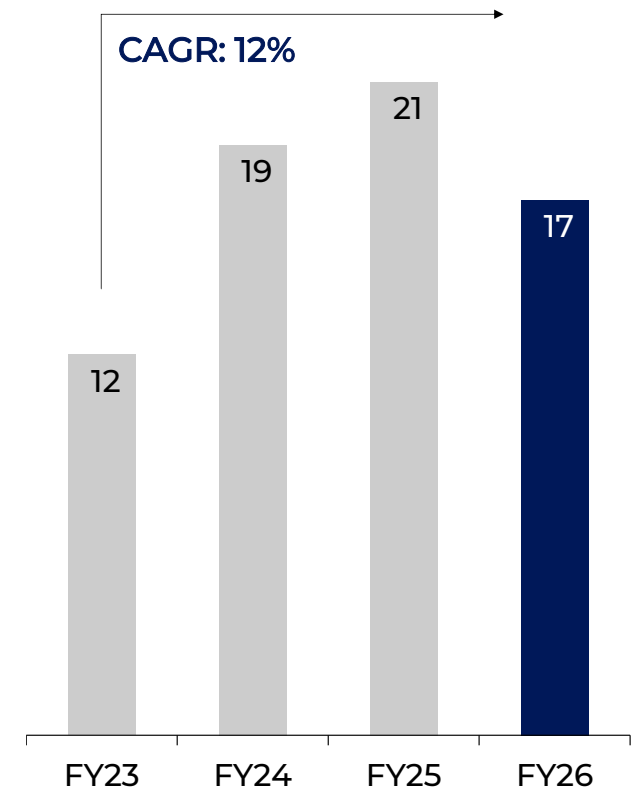
Revenue From Operations



EBITDA



PAT





Trogon Twin Towers

Agenda

1. Executive Summary
- 2. About Chavda Infra limited**
3. Competitive Moats
4. Ongoing & Completed Projects
5. Investment Rationale
6. Historical Business Performance
7. Select Financial Statement Data
8. Annexures

About Chavda Infra Limited

About the Company

- Founded in 1990 by Mr. Mahesh Chavda, Chavda Infra Limited is a construction and allied services provider
- Headquartered in Ahmedabad, Gujarat, the company services India's leading real estate developers and corporates
- Fully integrated EPC company present across the entire real estate value chain from planning, design, engineering, procurement, construction, and quality assurance services.
- Geographical presence: Ahmedabad, GIFT city, Gandhinagar, Rajkot, and Baroda
- Listed on NSE Emerge in Sep 2023; Raised ₹43 crores through public offering.
- Commissioned 5,000 sq. yard refurbishment yard and 2 RMC (ready-mix concrete) plants¹ to support in-house maintenance and captive consumption

4-YEAR CAGR(FY22-FY26)



Revenue from Operations: 31%



EBITDA : 39%



PAT : 34%

1. RMC plants owned and operated by Chavda RMC LLP

Manpower strength
~315

Experience in years
35+

Tallest project in meters
140+

Total projects
150+

Ongoing projects
30+

Largest project executed till date
₹80+ crores

Our Journey : Transitioning From A Repair Works Contractor to a Leading EPC Player

- Started with private bungalows and first-floor additions; quickly advanced to large-scale society projects
- Evolved into a mid-size EPC player in 2010, driven by inbound projects from leading architects and developers recognizing our quality and work ethic
- Undertook construction of 'Zydus School of Excellence', our first large scale EPC project in the year 2014
- Constructed multiple high-rise buildings in Gujarat from 2013-2019

1990

Established as Chavda Construction to shape Gujarat's skyline with excellence



2010-2012

Expanded into institutional projects and rebranded as Chavda Infra Pvt Ltd in 2012



2013-2019

Entered high-rise construction, raising benchmarks in speed and quality



2020-2022

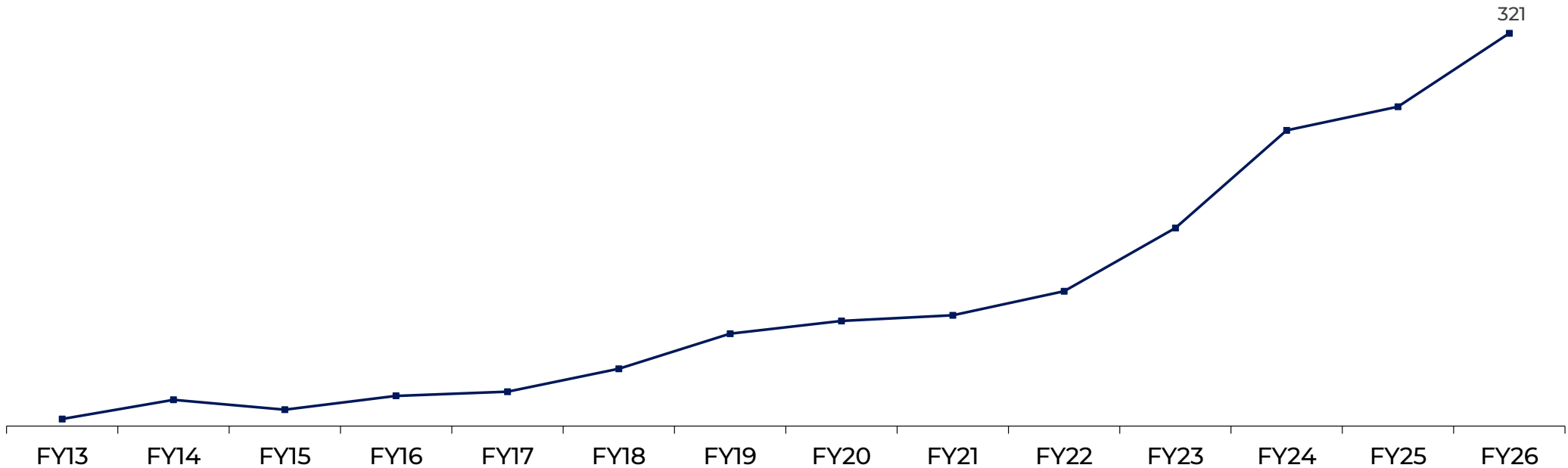
In 2020, despite the pandemic, we upheld quality and launched Chavda RMC LLP



2023-2024

Launched IPO and initiated construction of skyscrapers surpassing 140 meters

Revenue CAGR: 36%

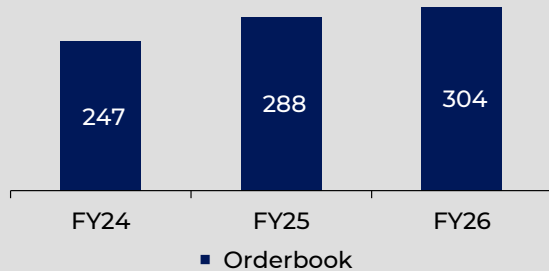


Providing Construction Services Across Multiple Business Verticals

Residential projects

Development of private residential buildings including group housing, townships, and private residences for select clients

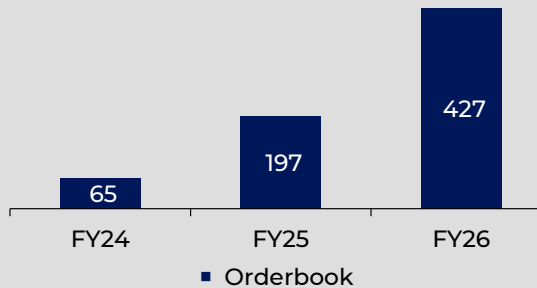
Key Projects: The 31st, Decora Sky Hills, Shivalik Sharda Harmony, Ratnaakar Verte, Anantara Alpines



Commercial projects

Construction of commercial and industrial facilities for clients across multiple sectors

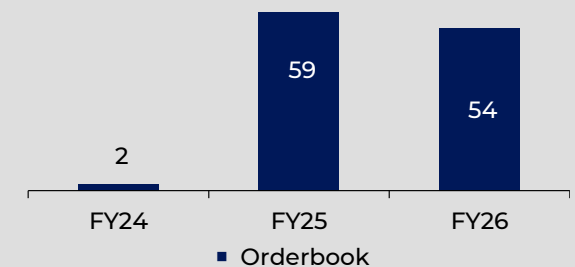
Key Projects: Binori B Square 3, Solitaire Sky, Trogon Twin Towers, Mondeal One, Kanz Iconic



Institutional projects¹

Construction of hospitals, healthcare facilities, educational institutions, malls, and hospitality projects

Key Projects: Nirma University Old Building, Zydus School, Hiramani Arogya Dham, Toddler's Den School, BAPS Sanskar Dham

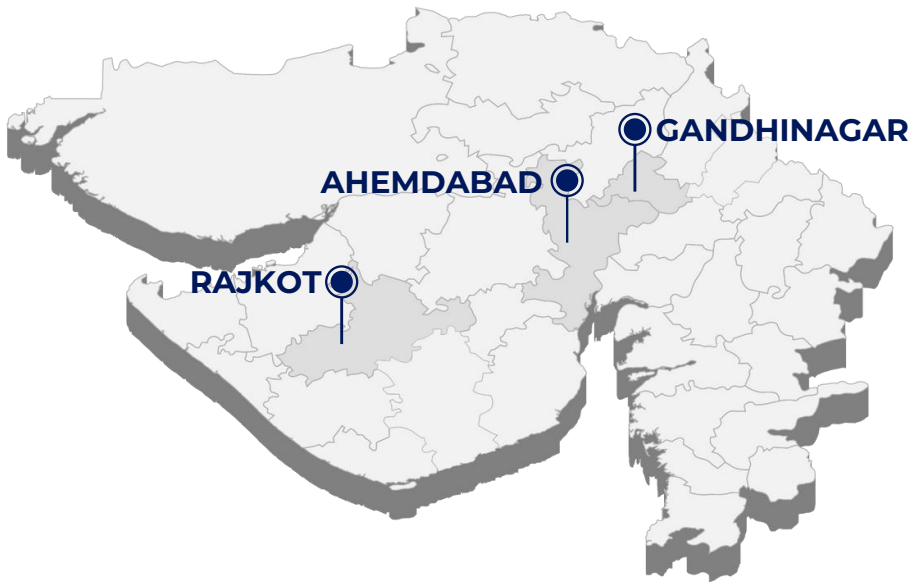


Can easily execute landmark projects up to INR 785 crores

¹. Includes Industrial projects for FY26

Worked With More Than 75+ Clients Across Gujarat

Geographical Presence

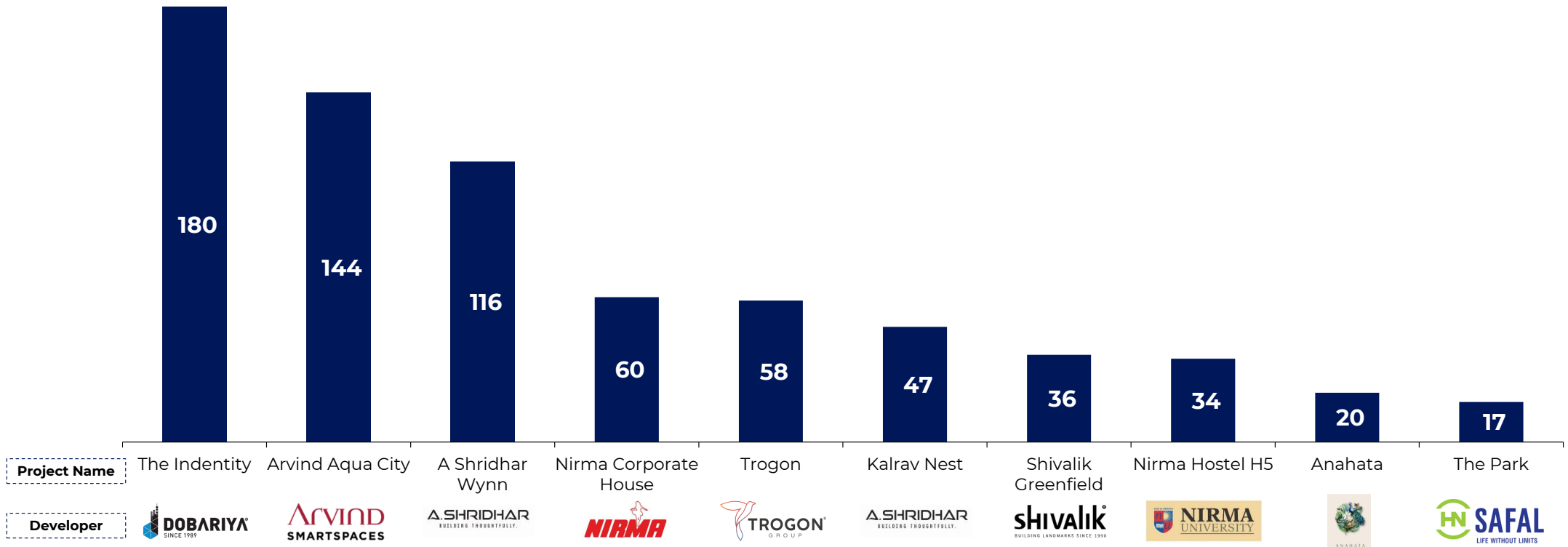


Key Marquee Clients



Top-Tier Projects From Key Clients

Outstanding Contract Value of Key projects as of Q4 FY26 = ₹ 712+ crores



Leadership Team



Mr. Mahesh Chavda
(MD & Chairman)

Industry experience: **40+** years

- Established Chavda Infra in 1990 with a vision for excellence
- Instrumental in shaping Gujarat's construction sector
- Scaled Chavda into a trusted name in infrastructure and real estate
- Drives strategic growth and operational excellence



Mr. Johil Chavda
Director

Industry experience: **12+** years

- Leads with vision to shape Chavda's growth and legacy
- Steers high-impact projects across sectors
- Upholds a culture of excellence, efficiency, and quality
- Ensures consistent value delivery to clients and stakeholders
- Drives strategic positioning as a trusted industry frontrunner



Mr. Jeet Chavda
Director

Industry experience: **12+** years

- Steering high-impact projects with industry foresight and precision
- Ensuring every milestone meets the mark of excellence
- Powering expansion with experience, agility, and clarity
- Leading Chavda Infra into new markets with confidence and clarity



Mr. Parth Gurjar
CEO

Industry experience: **20+** years
Associated with Chavda since **2004**

- Over two decades of dedicated leadership at Chavda Infra
- Proven leadership with strong execution capabilities
- Combines technical depth with operational excellence
- Key architect of the company's long-term vision
- Builds high-performance teams with a focus on execution

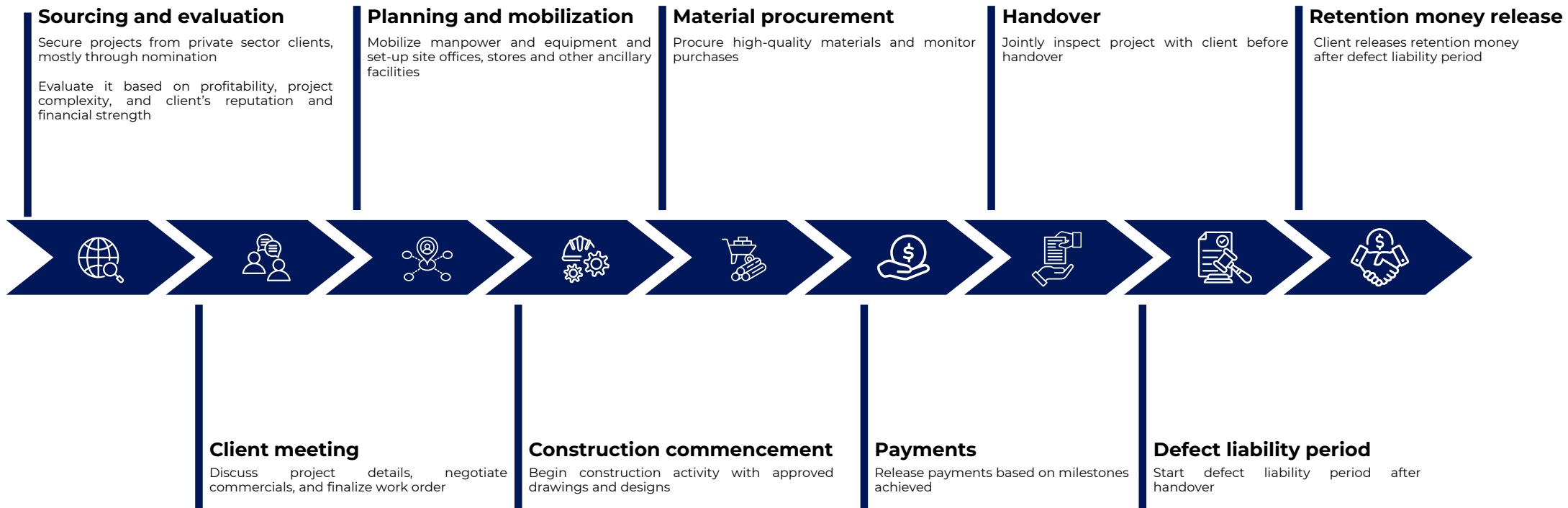


Mr. Mayank Shah
Chartered Accountant

Industry experience: **12+** years
Associated with Chavda since **2022**

- Leading financial strategy and enterprise growth at Chavda
- Drives strategic planning, capital efficiency, and fiscal governance
- Aligns financial operations with core business objectives
- Builds stakeholder trust through transparency & integrity
- Enables scalable growth through disciplined financial execution

Construction Project Life Cycle At Chavda





Mondeal One

Agenda

1. Executive Summary
2. About Chavda Infra Limited
- 3. Competitive Moats**
4. Ongoing & Completed Projects
5. Investment Rationale
6. Historical Business Performance
7. Select Financial Statement Data
8. Annexures

Key Drivers Behind Chavda's Growth Since Inception



One-stop-shop EPC player



Repeatedly serviced India's leading developers and corporates



Value-accretive payment terms



Transforming Ahmedabad's real estate industry with global leading technology



Creating an ecosystem to deliver holistic construction services



**Internal talent and long-term leadership:
Our execution backbone**



Our focus on manpower safety

One-Stop-Shop EPC Player



- Transitioned from repairs work contractor to a leading EPC player building skyscrapers, as high as **140 meters**



- End-to-end execution capabilities coupled with in-house resources consisting of **design, engineering, procurement, construction, and quality assurance teams**



- Positioned ourselves as a leading EPC service provider, as Ahmedabad's real estate market witnessed the **growth of high-rise buildings**

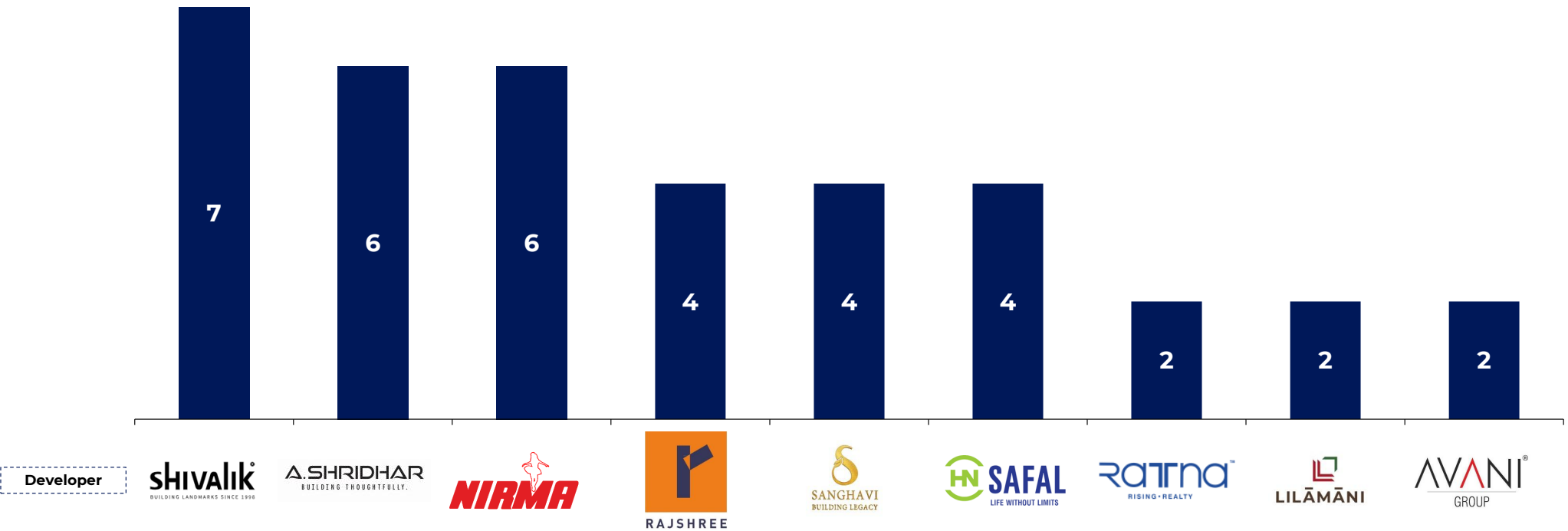


- **Well diversified experience** of constructing township schemes and high-rise apartments



Repeatedly Serviced India's Leading Developers And Corporates

Received inbound business from top architectures, developers, and corporates due to our work-ethic, construction quality, ethos, and faster project turnaround



Started receiving repeat orders, as clients witnessed noticeable difference in our quality and project completion timelines



Value-accretive Payment Terms



Milestone-based payment

Invoice raised after slab is casted, ensuring steady cash conversion



Pass-through clause

Mitigate fluctuating commodity prices



Flexible payment terms

Limiting downside execution risk



Retention money

~3% of project revenue; Released 12 months after completion

One stop solution


Client

Technology

Ecosystem

People

Transforming Ahmedabad's Real Estate Market With Global Leading Technology



Equipment name : Aluminum Monolithic Formwork
Country of origin : Malaysia
Amount invested : ₹51.2 crores



Equipment name : Peri Up MI System for Beam Bottom
Country of origin : Germany
Amount invested : ₹18.8 crores



Equipment name : Peri Handset Alpha
Country of origin : Malaysia
Amount invested : ₹11.2 crores

Total amount invested : ~₹106 crores

One stop solution

Client

Technology

Ecosystem

People

Deploying Our Logistics Fleet To Efficiently Mobilize Resources



Number of Mixers : 18

Number Concrete Pump : 7

Number of JCBs : 3

Number of boom placer : 1

Number of static boom : 4

Number of transport vehicle : 5

Number of loader : 4

One stop solution

Client

Technology

Ecosystem

People

Leverage Refurbishing Yard To Enhance Margins (1/2)



Increase life of construction materials through our state-of-the-art refurbishing yard

One stop solution

Client

Technology

Ecosystem

People

Leverage Refurbishing Yard To Enhance Margins (2/2)



Balance use of new and refurbished material without compromising on quality, thereby enhancing margins

One stop solution

Client

Technology

Ecosystem

People

Internal Talent And Long-term Leadership: Our Execution Backbone



- Believe in promoting internal talent over hiring senior external candidates, resulting in low attrition



- Senior management team has been with the company for over 25 years



- Professional organizational structure with 12 departments, each having an independent hierarchy



- Systematized knowledge transfer process ensuring consistent delivery of services

One stop solution

Client

Technology

Ecosystem


People

Our Focus On Manpower Safety



- Reported zero casualties in H1 FY26 reflecting our commitment to strict safety protocols
- All our employees, including workers, are covered by robust insurance policies
- Enable advanced safety system like EPS (Edge Protecting System) at every project site
- On-site safety officers oversee implementation of safety protocols, ensuring safe working environment

3,500+ WORKFORCE MOBILIZED DAILY



The Park

Agenda

1. Executive Summary
2. About Chavda Infra Limited
3. Competitive Moats
- 4. Ongoing & Completed Projects**
5. Investment Rationale
6. Historical Business Performance
7. Select Financial Statement Data
8. Annexures

Transforming Ahmedabad's Skyline With Our Ongoing High-rise Projects (1/3)



The Identity

Height : **119.8 meters**


Order Value : **₹219.0 crores**



Trogon Twin Towers

Height : **125.8 meters**

Order Value : **₹147.0 crores**



Nirma Corporate House

Height : **145.0 meters**

Order Value : **₹72.0 crores**


Transforming Ahmedabad's Skyline With Our Ongoing High-rise Projects (2/3)



The Park

Height : **123.0 meters**


Order Value : **₹30.0 crores**



WYNN

Height : **152.0 meters**

Order Value : **₹131.0 crores**




Anantara Alora

Height : **72.4 meters**

Order Value : **₹33.7 crores**


Transforming Ahmedabad's Skyline With Our Ongoing High-rise Projects (3/3)



Centroid

Height : **74.0 meters**

Order Value : **₹22.9 crores**



La Marque

Height : **124.8 meters**

Order Value : **₹21.6 crores**



Anantara Imperial

Height : **74.9 meters**


Order Value : **₹13.4 crores**

Other Ongoing High-value Projects



Kalrav Nest

Order Value : ₹125.0 crores



Nirma Hostel H5

Order Value : ₹57.3 crores



Arvind Aqua City

Order Value : ₹150.0 crores

Completed Landmark Projects (1/5)



Amara Zaveri

Developer name : Zaveri Realty



Solitaire Sky

Developer name : Kraft Infrastructures



Straft Luxuria

Developer name : Straft

Completed Landmark Projects (2/5)



Solitaire Connect

Developer name : ARK Infra



Binori B Square 3

Developer name : Binori Group



Manor Greenz

Developer name : Winsome Realty

Completed Landmark Projects (3/5)




Apurva Amin Corporate House

Client name : Apurva Amin Architects



Nirma University – Old Building

Client name : Nirma



Shivalik Sharda Harmony

Developer name : Shivalik

Completed Landmark Projects (4/5)



Avani Aayam

Developer name : Dev Shree
Developers



Abhishek

Developer name : Chavda Developers



Rajshree Regalia

Developer name : Rajshree
Proinfra

Completed Landmark Projects (5/5)



Mondeal One

Developer name : HN Safal Infra
Developers



Rajul Greens

Developer name : Lilamani Group



The 31st

Developer name : Beverly Buildcon



Kalrav Nest

Agenda

1. Executive Summary
2. About Chavda Infra Limited
3. Competitive Moats
4. Ongoing & Completed Projects
- 5. Investment Rationale**
6. Historical Business Performance
7. Select Financial Statement Data
8. Annexures

Investment Rationale: Chavda Infra Limited



Capitalizing on Gujarat's growth momentum

- Leverage our operational expertise to benefit from structural tailwinds in Ahmedabad's real estate market
- Continue to solidify our position in Ahmedabad, Gandhinagar, GIFT City, Rajkot, and Baroda
- Invest ahead in manpower, machinery and technology to meet growing demand of high-rise buildings



Laser sharp focus on private sector projects

- Preferred contractors of India's leading developers and corporates due to our construction quality and faster project turnaround
- Win business despite being the highest bidder, driving sustainable margins expansion



Prudent expansion strategy

- Not focused solely on order book addition but on adding quality projects with better margins and/or prestigious projects which improves reputation further
- Meticulously select projects by not comprising on quality and bandwidth



Enhance capabilities execution

- Continue to improve execution skills to provide quality construction
- Developed a reputation for completing challenging projects in a timely manner
- Mitigate operational risks by building an ecosystem to provide uninterrupted service



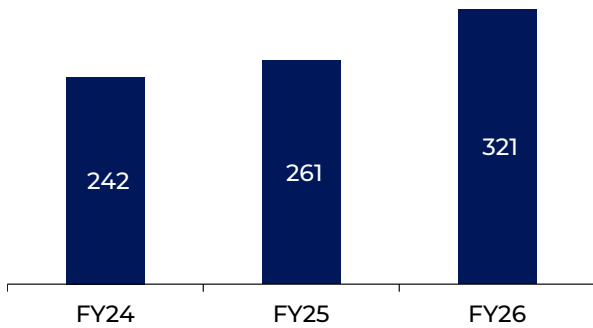
**Nirma Corporate
House**

Agenda

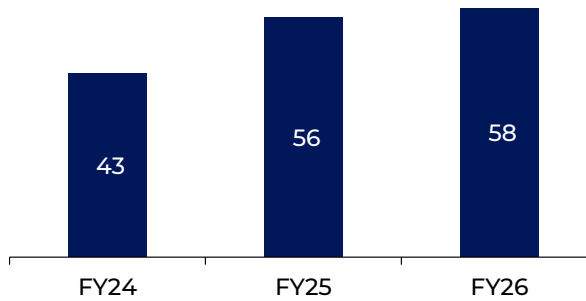
1. Executive Summary
2. About Chavda Infra Limited
3. Competitive Moats
4. Ongoing & Completed Projects
5. Investment Rationale
- 6. Historical Business Performance**
7. Select Financial Statement Data
8. Annexures

Historic Business Performance (1/3)

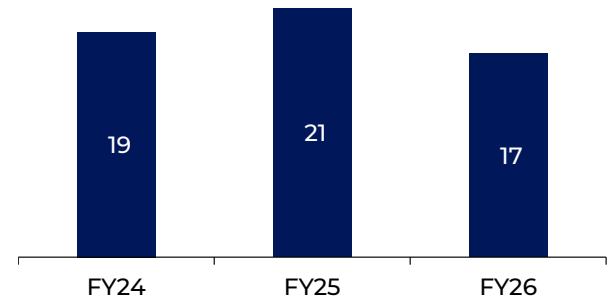
Revenue From Operations (₹ crs.)



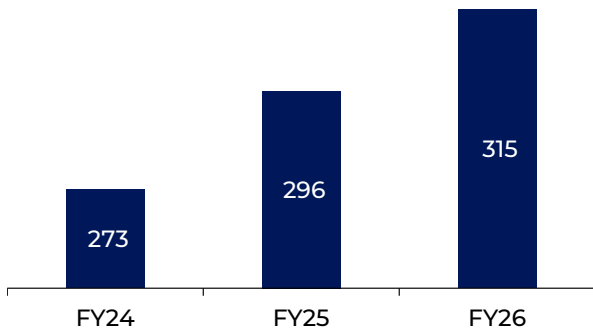
EBITDA (₹ crs.)



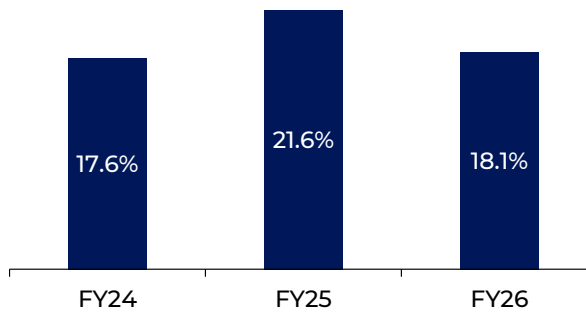
PAT (₹ crs.)



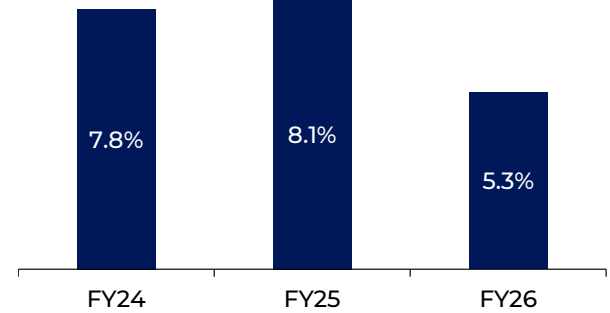
Total Workforce (No.)



EBITDA Margin (%)

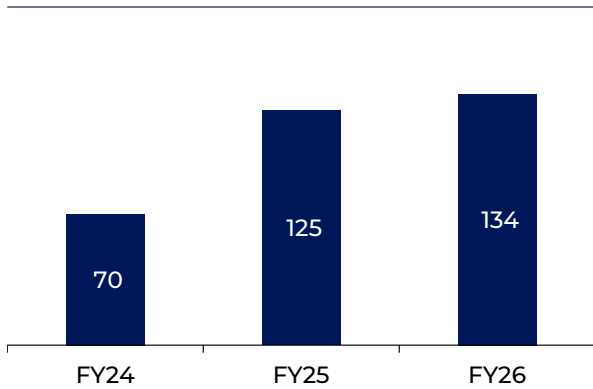


PAT Margin (%)

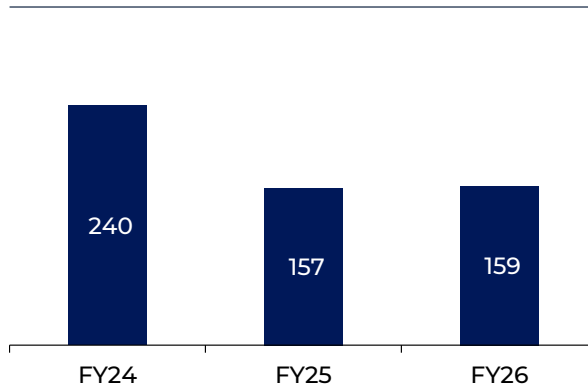


Historic Business Performance (2/3)

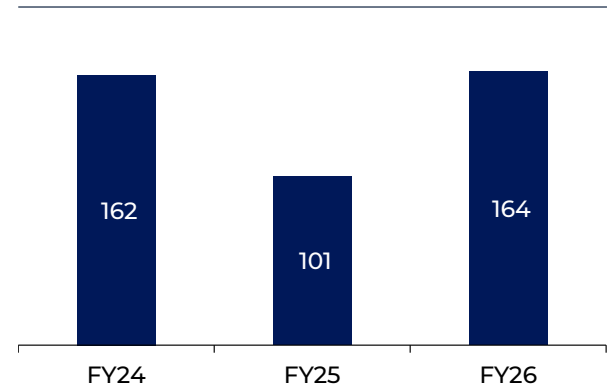
Debtor Days



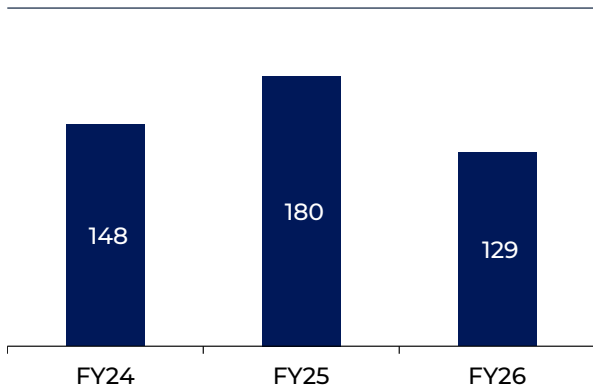
Inventory Days



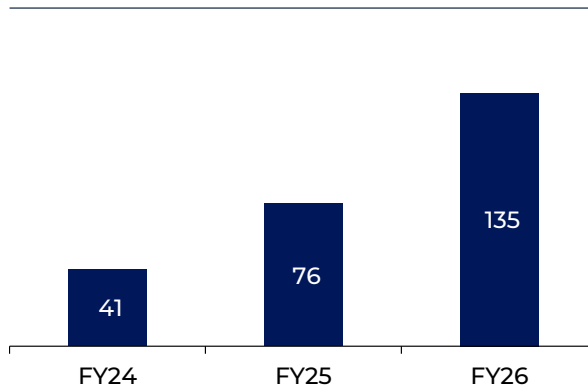
Payable Days



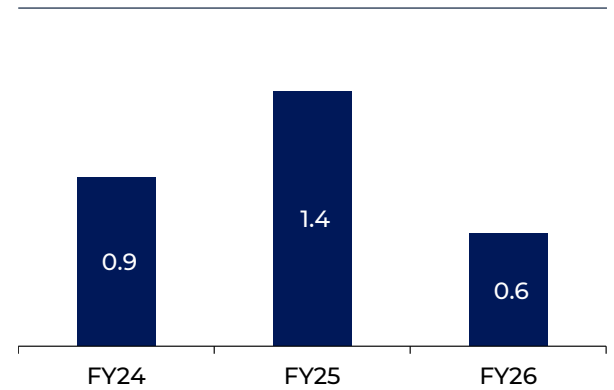
Cash Conversion Days



Working Capital Days

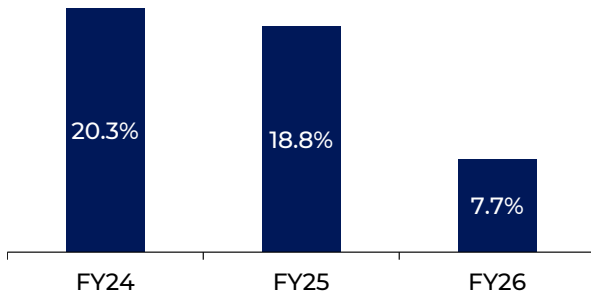


Net Debt To Equity (In Times)

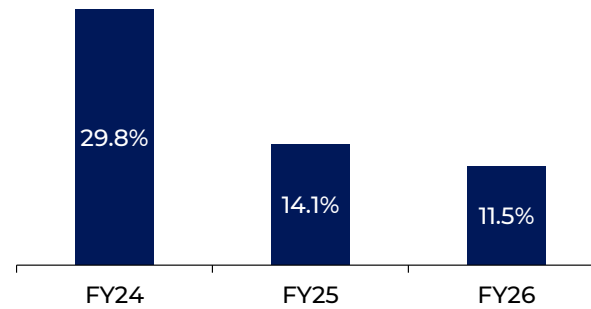


Historic Business Performance (3/3)

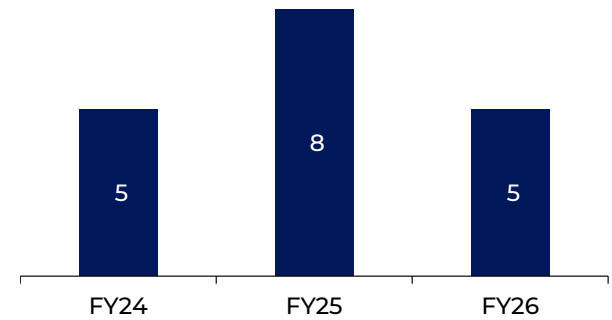
Return On Equity (ROE)¹



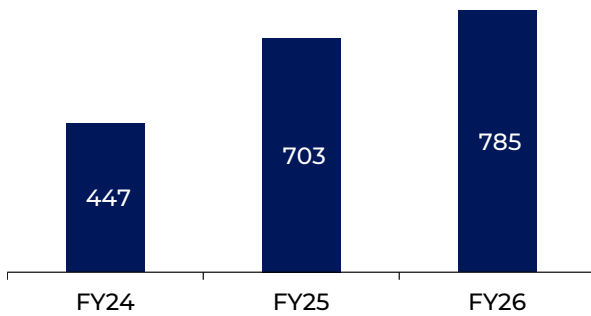
Return On Capital Employed (ROCE)¹



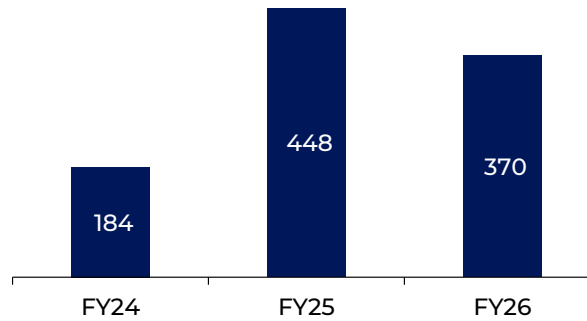
Completed Projects (No.)



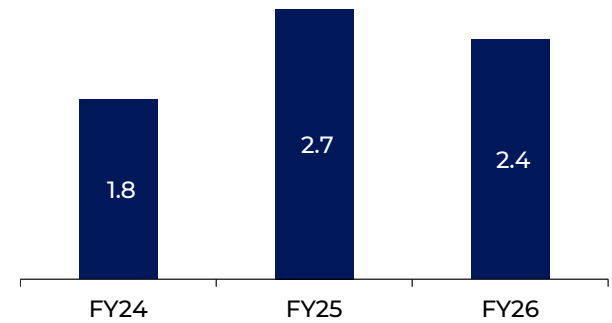
Orderbook (₹ Crs.)



Order Inflow (₹ Crs.)



Orderbook To Sales (In Times)



¹ In FY26, The moderation in ROE & ROCE is primarily attributable to the infusion of funds raised via preferential issue



Be Free

Agenda

1. Executive Summary
2. About Chavda Infra Limited
3. Competitive Moats
4. Ongoing & Completed Projects
5. Investment Rationale
6. Historical Business Performance
- 7. Select Financial Statement Data**
8. Annexures

Income Statement

₹ crores unless otherwise mentioned						
Particulars	Q4 FY26	Q4 FY25	YoY change	FY26	FY25	YoY change
Revenue from operations	167.6	111.9	50%	320.6	261.4	23%
Cost of materials consumed including finished goods and WIP	-2.6	5.1	-151%	-23.7	-0.2	10785%
Construction expenses	138.9	74.2	87%	248.5	173.4	43%
Employee benefits expense	3.2	6.2	-48%	22.6	21.6	5%
Total operating expenses (incl. other expenses)	148.7	89.4	66%	262.6	205.0	28%
EBITDA	18.9	22.5	-16%	58.0	56.4	2%
EBITDA margin	11.3%	20.1%	-884 bps	18.1%	21.6%	-350 bps
Other income	1.1	1.7	-33%	1.4	2.3	-40%
Finance costs	5.2	4.2	25%	18.4	12.5	48%
Depreciation	3.1	4.5	-31%	16.7	17.9	-6%
Profit before tax	11.7	15.5	-25%	24.3	28.4	-15%
Tax expenses	4.3	4.7	-8%	7.3	7.3	-1%
Profit after tax	7.3	10.8	-32%	17.0	21.1	-19%
PAT margin	4.4%	9.6%	-523 bps	5.3%	8.1%	-277 bps
EPS (₹)	2.8	4.4	-36%	6.5	8.6	-24%

Balance Sheet

₹ crores unless otherwise mentioned		
	FY26	FY25
Assets		
Property, plant & equipment	110.3	74.2
Net deferred tax asset	2.6	2.3
Other non-current assets	1.9	3.2
Inventories	98.0	74.3
Trade receivables	117.7	89.4
Cash and bank balance	10.6	8.9
Short-term loans & advances	83.7	59.3
Other current assets	75.5	50.5
Total	500.3	362.0
Equity and Liabilities		
Equity capital and reserves	220.5	112.3
Other non-current liabilities	0.1	0.1
Borrowings	139.0	162.1
Trade payables	101.0	48.1
Provisions	2.9	4.5
Other current liabilities	36.8	35.0
Total	500.3	362.0

Cashflow Statement

₹ crores unless otherwise mentioned		
Particulars	FY26	FY25
Profit / (Loss) before tax	24.3	28.4
Depreciation	16.7	17.9
Other adjustments	16.4	10.6
Inventories	-23.7	-0.2
Trade receivables	-77.1	-96.9
Trade payables	45.3	10.6
Income tax expense	-9.7	-8.2
Net cash from operating activities	-7.8	-37.8
Sale/(Purchase) of fixed assets	-42.8	-19.5
Other investing activities	-0.1	-2.4
Net cash from investing activities	-42.9	-22.0
Repayment/Proceeds of long-term borrowings	-23.1	75.5
Dividend paid	0.0	-1.2
Net proceeds from issue of shares	91.2	0.0
Other financing activities	-16.2	-11.3
Net cash from financing activities	51.9	63.1
Net increase/ (decrease) in cash and cash equivalents	1.3	3.3
Cash and cash equivalents at the end of the year	4.9	3.7



Anantara Alora

Agenda

1. Executive Summary
2. About Chavda Infra Limited
3. Competitive Moats
4. Ongoing & Completed Projects
5. Investment Rationale
6. Historical Business Performance
7. Select Financial Statement Data
- 8. Annexures**

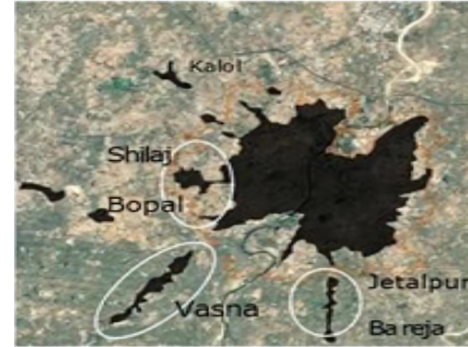
Key Drivers Behind Ahmedabad's Spatial Growth



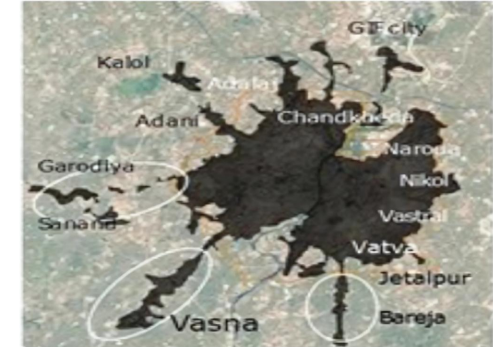
2000



2010



2015



2020

Structural drivers influencing Ahmedabad's urban spread



Migration and population growth



Planned urban development



Industrial Expansion



Infrastructural development

City's existing infrastructure



International airport

Sardar Vallabhbhai Patel International Airport



1,517 km

Length of railway route



2,380 km

Length of bituminous paved roads

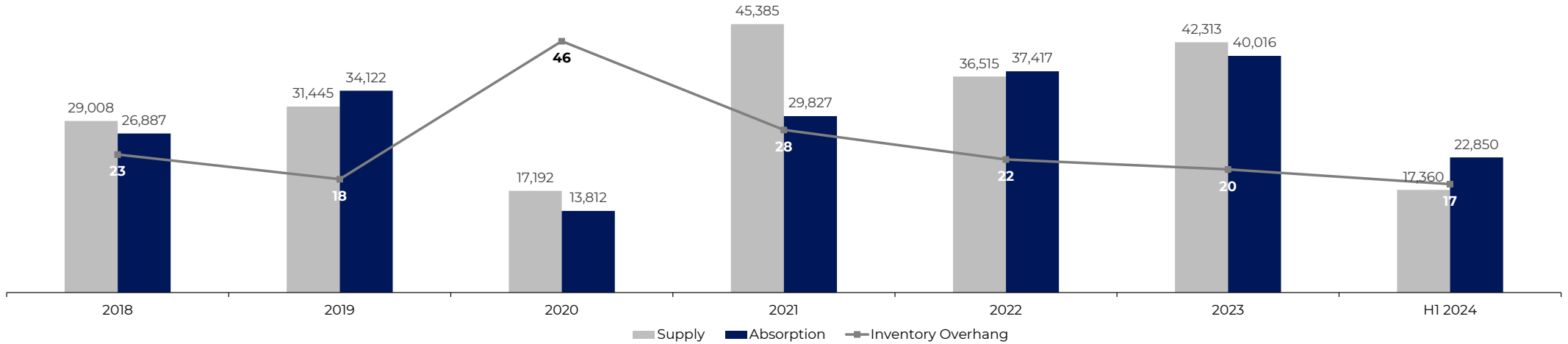


40.03 km

Metro Rail Network operational in Ahmedabad

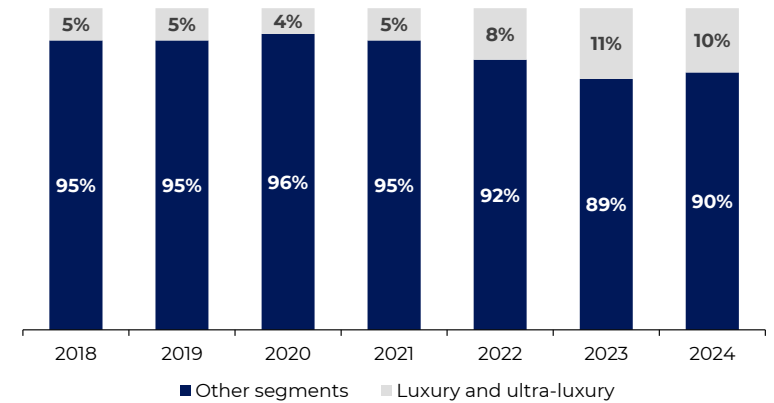
Ahmedabad's Residential Real Estate Market

Supply, absorption and inventory trends



- Ahmedabad residential market **continued with its growth trajectory** in 2024 after attaining a peak in 23
- Although the supply of residential units in 2023 exceeded the sales, the **trend has reversed in current year**
- In H1 2024, the city witnessed **significant reduction in available inventory** at the end of 1H 2024 on account of higher sales
- Ahmedabad's residential real estate market has transitioned as **luxury and ultra-luxury segments (incl. high-rise buildings) gain prominence**

Supply by segment



Source: Anarock
Inventory overhang: Estimated time to sell current listings, assuming no additions | Other segments: < ₹1.5 crs. | Luxury and ultra-luxury: > ₹1.5 crs.

Can Ahmedabad Become The Next Hyderabad?

Policy push transformed Hyderabad's real estate industry

- Government gave **policy support to place it as an IT hub** by promoting IT institutes, Hi-Tech city, software technology park and establishing a financial district
- State **spent heavily on infrastructure development**, building flyovers and ring roads to improve connectivity through the city
- New **launches grew at 13% CAGR and sales at 9% CAGR**, over 1HCY14-1HCY22

Another opportunity to play the India growth story

- Already renowned for **headquarters of conglomerates like Adani, Zydus, Nirma, Torrent**, amongst others Ahmedabad is where Hyderabad was 7-8 years ago
- BFSI and IT cos.** have been **occupying office spaces** which has also **spurred demand** for **quality residential** projects
- GIFT City will further provide a fillip** to this ongoing trend **as international companies** like: Bank of America, JP Morgan and Deutsche Bank **set up offices**
- Metro and better road systems** has **improved connectivity** around the city over the last decade
- The city is also **well-connected to regional and local hubs** like Mumbai, Surat, Gandhinagar, Sanand¹ and Dholera²

Planned infrastructure unlocking Ahmedabad's potential



Metro Rail - Phase II

Two corridors totaling 28.2 km in length



Sardar Patel Sports Enclave

Enclave will host the upcoming Summer Olympic Games



Mumbai Ahmedabad High-Speed Rail

Reduce the journey time between from 7 hours to 2 hours



Sabarmati Multimodal Transport Hub

The project will connect HSR³ with other parts of Indian Railways



Ahmedabad Thread Expressway

Greenfield project with a length of ~214 km undertaken by NHA⁴



Delhi-Mumbai Industrial Corridor (DMIC)

Corridor will cover ~62% of Gujarat's total area



Dholera Special Investment Region (DSIR)

DSIR will develop 9,225 hectares of land by 2040

About Chavda group

Our Vision

Lead the construction industry by exemplifying excellence, integrity, and innovation in every project we undertake. By adapting cutting-edge technologies and practices, we aim to set new benchmarks in excellence and speed. Through our commitment to quality and ethical practices, we seek to instill confidence and trust among our shareholders, partners, and associates, paving the way for a prosperous tomorrow

Our Mission

Our mission extends beyond construction to creating and uplifting communities. We are dedicated to reaching new heights by designing and constructing towering skyscrapers that redefine city skylines. By fostering a supportive work environment, we aim to nurture talent, encourage professional growth, and prioritize the well-being of our employees.



Company Name : **Chavda RMC LLP**

Shareholding: **Privately owned by the promoter family**

Business vertical: **Ready Mix Concrete Plant**



SINCE 1990

Company Name : **Chavda Infra Limited**

Shareholding: **Listed entity; 73% promoter holding¹**

Business vertical: **Construction services provider**



Company Name : **Chavda Developers Private Limited**

Shareholding: **Privately owned by the promoter family**

Business vertical: **Real-estate developer**

Safe Harbor Statement

This presentation is for information purposes only and does not constitute an offer or invitation to sell or the solicitation of an offer or invitation to purchase any securities ("Securities") of Chavda Infra Limited ("Chavda" or the "Company") in India or any other jurisdiction. This presentation should not, nor should anything contained in it, form the basis of, or be relied upon in any connection with any contract or commitment whatsoever. The information contained in this presentation is strictly confidential and is intended solely for your reference and shall not be reproduced (in whole or in part), retransmitted, summarized or distributed to any other persons without Company's prior written consent. The Company may alter, modify or otherwise change in any manner the contents of this presentation, without obligation to notify you or any person of such revision or changes.

This presentation may contain forward-looking statements that involve risks and uncertainties. Forward-looking statements are based on certain assumptions and expectations of future events. Actual future performance, outcomes and results may differ materially from those expressed in forward-looking statements assumptions and assumptions and risks, uncertainties and assumptions. Although Company believes that such forward-looking statements are based on reasonable assumptions, it can give no assurance that your expectations will be met. Representative examples of factors that could affect the accuracy of forward-looking statements include (without limitation) the condition of and changes in India's political and economic status, government policies, applicable laws, the real estate sector in India, international and domestic events having a bearing on Company's business, particularly assumptions and the regulatory changes that are applicable to the real estate sector in India, and such other factors beyond our control. You are cautioned not to place undue reliance on these forward-looking statements, which are based on knowledge, experience and current view of Company's management based on relevant facts and circumstances.

The data herein with respect to Chavda is based on several assumptions and is subject to several known and unknown risks, which may cause Chavda's actual results or performance to differ materially from any projected future results or performance expressed or implied by such statements. Forecasts and hypothetical examples are subject to uncertainty and contingencies outside Company's control. Past performance is not a reliable indication of future performance. This presentation has been prepared by the Company. No representation, warranty, express or implied, is made as to, and no reliance should be placed on, the fairness, accuracy, completeness or correctness of the information and opinions in this presentation. None of Company or any of its directors, officers, employees, agents or advisers, or any of their respective affiliates, advisers or representatives, undertake to update or revise any forward-looking statements, whether and you new information, future events or otherwise and none of them shall have any liability (in negligence or otherwise) for any loss howsoever arising from any use of this presentation or its contents or otherwise arising in connection with this presentation. Further, nothing in this presentation should be construed as constituting legal, business, tax or financial advice or a recommendation regarding the securities. Before acting on any information you should consider the appropriateness of the information having regard to these matters, and you should seek independent financial advice.

For Any Further Information/Queries, Please Contact:

Company

CHAVDA
INFRA

SINCE 1990

Chavda Infra Limited

Mr. Mayank Shah
Chartered Accountant
compliance@chavdainfra.com

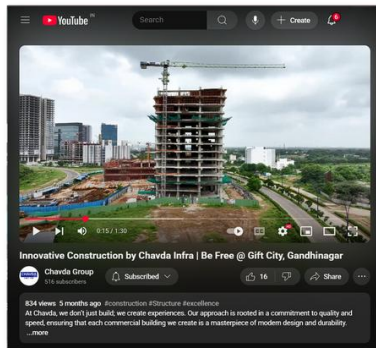
Investor Relations Consultant




Capital Bridge Advisory Service Private Ltd

Raj Shah, CFA
raj@capbridge.in
+91 99259 11296

Hrishit Jhaveri, CFA
hrishit@capbridge.in
+91 90999 94345



Construction video of Be Free, GIFT city
by Chavda Infra Limited



La Marque