

May 02, 2026

Corporate Relationship Department  
**BSE Limited**  
Pheeroze Jeejeebhoy Towers  
Dalal Street, Fort,  
Mumbai 400 001

**Scrip Code: 531595**

Listing Department  
**National Stock Exchange of India Limited**  
Exchange Plaza, 5th Floor,  
Plot No.- 'C' Block, G Block  
Bandra-Kurla Complex, Bandra (East),  
Mumbai – 400 051  
**Scrip Code: CGCL**

**Sub.: Compliance under Regulation 30 of the SEBI (Listing Obligations and Disclosure Requirements) Regulations, 2015 (the "Listing Regulations") – Newspaper Publication**

Dear Sir/ Madam,

Pursuant to Listing Regulation 30 and other applicable provisions of Listing Regulations, please find enclosed copies of the extract of below newspapers dated May 02, 2026, wherein, the Financial Results of the Company for the quarter and year ended March 31, 2026, was published.

1. Business Standard (English, All India Edition, 10 Locations); and
2. Mumbai Lakshadeep (Marathi)

You are requested to kindly take the same on records.

The aforesaid Newspaper Publication will be made available on the Company's website at [www.capri loans.in](http://www.capri loans.in).

Thanking you,

Yours faithfully,  
for **Capri Global Capital Limited**



**Yashesh Bhatt**  
Company Secretary & Compliance Officer  
Membership No: A20491

*Encl.: As above*




**CAPRI GLOBAL CAPITAL LIMITED**

CIN : L65921MH1994PLC173469

Regd. Office : 502, Tower-A, Peninsula Business Park, Senapati Bapat Marg, Lower Parel, Mumbai - 400013

e-mail: investor.relation@capriglobal.in, Website : www.capri loans.in,

Tel No. - +91 22 40888100 Fax No. - +91 22 40888170

**EXTRACT OF STANDALONE FINANCIAL RESULTS FOR THE QUARTER AND YEAR ENDED MARCH 31, 2026**

(Currency : Indian Rupees in millions)

Sr. No	Particulars	Quarter ended			Year ended	
		31-Mar-26	31-Dec-25	31-Mar-25	31-Mar-26	31-Mar-25
		(Audited) Refer Note 4	(Unaudited)	(Audited) Refer Note 4	(Audited)	(Audited)
1	Total Income from operations (Net)	10,709.40	9,433.15	7,324.31	36,449.18	24,102.06
2	Net Profit / (Loss) for the period (before Tax, Exceptional and/or Extraordinary items#)	3,201.75	2,946.32	2,106.90	10,963.03	5,522.27
3	Net Profit / (Loss) for the period before tax (after Exceptional and/or Extraordinary items#)	3,201.75	2,946.32	2,106.90	10,963.03	5,522.27
4	Net Profit / (Loss) for the period after tax (after Exceptional and/or Extraordinary items#)	2,425.39	2,205.29	1,582.88	8,249.55	4,148.94
5	Total Comprehensive Income for the period [Comprising Profit / (Loss) for the period (after tax) and other comprehensive Income (after tax)]	2,309.05	2,329.11	1,557.23	8,213.89	4,072.19
6	Equity Share Capital	962.15	962.15	825.12	962.15	825.12
7	Other equity				66,404.19	38,823.27
8	Earnings per share (not annualised for quarter)					
	Basic (Rs.)	2.52	2.29	1.92	8.82	5.03
	Diluted (Rs.)	2.51	2.29	1.91	8.80	5.00

#- Exceptional and/or Extraordinary items adjusted in the Statement of Profit and Loss in accordance with Ind AS Rules

**EXTRACT OF CONSOLIDATED FINANCIAL RESULTS FOR THE QUARTER AND YEAR ENDED MARCH 31, 2026**

(Currency : Indian Rupees in millions)

Sr. No	Particulars	Quarter ended			Year ended	
		31-Mar-26	31-Dec-25	31-Mar-25	31-Mar-26	31-Mar-25
		(Audited) Refer Note 4	(Unaudited)	(Audited) Refer Note 4	(Audited)	(Audited)
1	Total Income from operations (Net)	13,849.81	12,233.87	9,573.18	47,311.37	32,479.33
2	Net Profit / (Loss) for the period (before Tax, Exceptional and/or Extraordinary items#)	3,730.31	3,402.83	2,355.17	12,574.09	6,333.18
3	Net Profit / (Loss) for the period before tax (after Exceptional and/or Extraordinary items#)	3,730.31	3,402.83	2,355.17	12,574.09	6,333.18
4	Net Profit / (Loss) for the period after tax (after Exceptional and/or Extraordinary items#)	2,828.15	2,554.39	1,777.41	9,491.52	4,785.33
5	Total Comprehensive Income for the period [Comprising Profit / (Loss) for the period (after tax) and other comprehensive Income (after tax)]	2,745.70	2,680.31	1,771.63	9,487.20	4,706.03
6	Equity Share Capital	962.15	962.15	825.12	962.15	825.12
7	Other equity				71,072.65	42,215.85
8	Earnings per share (not annualised for quarter)					
	Basic (Rs.)	2.94	2.66	2.15	10.15	5.80
	Diluted (Rs.)	2.93	2.65	2.14	10.12	5.77

#- Exceptional and/or Extraordinary items adjusted in the Statement of Profit and Loss in accordance with Ind AS Rules



**Notes:**

- The above standalone and consolidated financial results of the Company have been reviewed and recommended by the Audit Committee and approved by the Board of Directors of the Company at its meeting held on April 30, 2026.
- The above standalone and consolidated financial results of the Company for the quarter and year ended March 31, 2026 are in compliance with Indian Accounting Standards (Ind AS) as notified by the Ministry of Corporate Affairs and have been audited by the joint statutory auditors of the Company.
- The above is an extract of the detailed format of Quarterly Results filed with BSE Limited and National Stock Exchange of India Limited under Regulation 33 of the SEBI (Listing Obligation and Disclosure Requirements) Regulations, 2015. The full format of the Quarterly Results are available on the websites of the stock exchanges i.e. www.bseindia.com and www.nseindia.com and Company's website www.capri loans.in
- The Statement includes the results for the quarter ended March 31, 2026 being the balancing figure between the audited figures in respect of the full financial year ended March 31, 2026 and the published unaudited year to date figures up to the third quarter of the current financial year prepared in accordance with recognition and measurement principles laid down in accordance with Indian Accounting Standard 34 'Interim financial reporting', complied by the management of the Company, which were subject to limited review by joint statutory auditors of the Company.


 On behalf of the Board of Directors  
For Capri Global Capital Limited

 Sd/-  
Rajesh Sharma  
Managing Director  
DIN 00020037

 Place: Mumbai  
April 30, 2026

 <b>CAPRI GLOBAL CAPITAL LIMITED</b> CIN : L65921MH1994PLC173469 Regd. Office : 502, Tower-A, Peninsula Business Park, Senapati Bapat Marg, Lower Parel, Mumbai - 400013 e-mail: investor.relation@capriglobal.in, Website : www.capri Loans.in, Tel No. - +91 22 40888100 Fax No. - +91 22 40888170						
<b>EXTRACT OF STANDALONE FINANCIAL RESULTS FOR THE QUARTER AND YEAR ENDED MARCH 31, 2026</b>						
(Currency : Indian Rupees in millions)						
Sr. No	Particulars	Quarter ended			Year ended	
		31-Mar-26	31-Dec-25	31-Mar-25	31-Mar-26	31-Mar-25
		(Audited) Refer Note 4	(Unaudited)	(Audited) Refer Note 4	(Audited)	(Audited)
1	Total Income from operations (Net)	10,709.40	9,433.15	7,324.31	36,449.18	24,102.06
2	Net Profit / (Loss) for the period (before Tax, Exceptional and/or Extraordinary items#)	3,201.75	2,946.32	2,106.90	10,963.03	5,522.27
3	Net Profit / (Loss) for the period before tax (after Exceptional and/or Extraordinary items#)	3,201.75	2,946.32	2,106.90	10,963.03	5,522.27
4	Net Profit / (Loss) for the period after tax (after Exceptional and/or Extraordinary items#)	2,425.39	2,205.29	1,582.88	8,249.55	4,148.94
5	Total Comprehensive Income for the period [Comprising Profit / (Loss) for the period (after tax) and other comprehensive Income (after tax)]	2,309.05	2,329.11	1,557.23	8,213.89	4,072.19
6	Equity Share Capital	962.15	962.15	825.12	962.15	825.12
7	Other equity				66,404.19	38,823.27
8	Earnings per share (not annualised for quarter)					
	Basic (Rs.)	2.52	2.29	1.92	8.82	5.03
	Diluted (Rs.)	2.51	2.29	1.91	8.80	5.00
# - Exceptional and/or Extraordinary items adjusted in the Statement of Profit and Loss in accordance with Ind AS Rules						
<b>EXTRACT OF CONSOLIDATED FINANCIAL RESULTS FOR THE QUARTER AND YEAR ENDED MARCH 31, 2026</b>						
(Currency : Indian Rupees in millions)						
Sr. No	Particulars	Quarter ended			Year ended	
		31-Mar-26	31-Dec-25	31-Mar-25	31-Mar-26	31-Mar-25
		(Audited) Refer Note 4	(Unaudited)	(Audited) Refer Note 4	(Audited)	(Audited)
1	Total Income from operations (Net)	13,849.81	12,233.87	9,573.18	47,311.37	32,479.33
2	Net Profit / (Loss) for the period (before Tax, Exceptional and/or Extraordinary items#)	3,730.31	3,402.83	2,355.17	12,574.09	6,333.18
3	Net Profit / (Loss) for the period before tax (after Exceptional and/or Extraordinary items#)	3,730.31	3,402.83	2,355.17	12,574.09	6,333.18
4	Net Profit / (Loss) for the period after tax (after Exceptional and/or Extraordinary items#)	2,828.15	2,554.39	1,777.41	9,491.52	4,785.33
5	Total Comprehensive Income for the period [Comprising Profit / (Loss) for the period (after tax) and other comprehensive Income (after tax)]	2,745.70	2,680.31	1,771.63	9,487.20	4,706.03
6	Equity Share Capital	962.15	962.15	825.12	962.15	825.12
7	Other equity				71,072.65	42,215.85
8	Earnings per share (not annualised for quarter)					
	Basic (Rs.)	2.94	2.66	2.15	10.15	5.80
	Diluted (Rs.)	2.93	2.65	2.14	10.12	5.77
# - Exceptional and/or Extraordinary items adjusted in the Statement of Profit and Loss in accordance with Ind AS Rules						
<b>Notes:</b>						
1 The above standalone and consolidated financial results of the Company have been reviewed and recommended by the Audit Committee and approved by the Board of Directors of the Company at its meeting held on April 30, 2026.						
2 The above standalone and consolidated financial results of the Company for the quarter and year ended March 31, 2026 are in compliance with Indian Accounting Standards (Ind AS) as notified by the Ministry of Corporate Affairs and have been audited by the joint statutory auditors of the Company.						
3 The above is an extract of the detailed format of Quarterly Results filed with BSE Limited and National Stock Exchange of India Limited under Regulation 33 of the SEBI (Listing Obligation and Disclosure Requirements) Regulations, 2015. The full format of the Quarterly Results are available on the websites of the stock exchanges i.e. www.bseindia.com and www.nseindia.com and Company's website www.capri Loans.in						
4 The Statement includes the results for the quarter ended March 31, 2026 being the balancing figure between the audited figures in respect of the full financial year ended March 31, 2026 and the published unaudited year to date figures up to the third quarter of the current financial year prepared in accordance with recognition and measurement principles laid down in accordance with Indian Accounting Standard 34 'Interim financial reporting', compiled by the management of the Company, which were subject to limited review by joint statutory auditors of the Company.						
		On behalf of the Board of Directors For Capri Global Capital Limited Sd/- <b>Rajesh Sharma</b> Managing Director DIN 00020037				
Place: Mumbai April 30, 2026						


**CAPRI GLOBAL CAPITAL LIMITED**

CIN: L65921MH1994PLC173469

Regd. Office : 502, Tower-A, Peninsula Business Park, Senapati Bapat Marg, Lower Parel, Mumbai - 400013

e-mail: investor.relation@capriglobal.in, Website : www.capri Loans.in,

Tel No. - +91 22 40888100 Fax No. - +91 22 40888170

**EXTRACT OF STANDALONE FINANCIAL RESULTS FOR THE QUARTER AND YEAR ENDED MARCH 31, 2026**

(Currency : Indian Rupees in millions)

Sr. No	Particulars	Quarter ended			Year ended	
		31-Mar-26	31-Dec-25	31-Mar-25	31-Mar-26	31-Mar-25
		(Audited) Refer Note 4	(Unaudited)	(Audited) Refer Note 4	(Audited)	(Audited)
1	Total Income from operations (Net)	10,709.40	9,433.15	7,324.31	36,449.18	24,102.06
2	Net Profit / (Loss) for the period (before Tax, Exceptional and/or Extraordinary items#)	3,201.75	2,946.32	2,106.90	10,963.03	5,522.27
3	Net Profit / (Loss) for the period before tax (after Exceptional and/or Extraordinary items#)	3,201.75	2,946.32	2,106.90	10,963.03	5,522.27
4	Net Profit / (Loss) for the period after tax (after Exceptional and/or Extraordinary items#)	2,425.39	2,205.29	1,582.88	8,249.55	4,148.94
5	Total Comprehensive Income for the period [Comprising Profit / (Loss) for the period (after tax) and other comprehensive Income (after tax)]	2,309.05	2,329.11	1,557.23	8,213.89	4,072.19
6	Equity Share Capital	962.15	962.15	825.12	962.15	825.12
7	Other equity				66,404.19	38,823.27
8	Earnings per share (not annualised for quarter)					
	Basic (Rs.)	2.52	2.29	1.92	8.82	5.03
	Diluted (Rs.)	2.51	2.29	1.91	8.80	5.00

#- Exceptional and/or Extraordinary items adjusted in the Statement of Profit and Loss in accordance with Ind AS Rules

**EXTRACT OF CONSOLIDATED FINANCIAL RESULTS FOR THE QUARTER AND YEAR ENDED MARCH 31, 2026**

(Currency : Indian Rupees in millions)

Sr. No	Particulars	Quarter ended			Year ended	
		31-Mar-26	31-Dec-25	31-Mar-25	31-Mar-26	31-Mar-25
		(Audited) Refer Note 4	(Unaudited)	(Audited) Refer Note 4	(Audited)	(Audited)
1	Total Income from operations (Net)	13,849.81	12,233.87	9,573.18	47,311.37	32,479.33
2	Net Profit / (Loss) for the period (before Tax, Exceptional and/or Extraordinary items#)	3,730.31	3,402.83	2,355.17	12,574.09	6,333.18
3	Net Profit / (Loss) for the period before tax (after Exceptional and/or Extraordinary items#)	3,730.31	3,402.83	2,355.17	12,574.09	6,333.18
4	Net Profit / (Loss) for the period after tax (after Exceptional and/or Extraordinary items#)	2,828.15	2,554.39	1,777.41	9,491.52	4,785.33
5	Total Comprehensive Income for the period [Comprising Profit / (Loss) for the period (after tax) and other comprehensive Income (after tax)]	2,745.70	2,680.31	1,771.63	9,487.20	4,706.03
6	Equity Share Capital	962.15	962.15	825.12	962.15	825.12
7	Other equity				71,072.65	42,215.85
8	Earnings per share (not annualised for quarter)					
	Basic (Rs.)	2.94	2.66	2.15	10.15	5.80
	Diluted (Rs.)	2.93	2.65	2.14	10.12	5.77

#- Exceptional and/or Extraordinary items adjusted in the Statement of Profit and Loss in accordance with Ind AS Rules

**Notes:**

- The above standalone and consolidated financial results of the Company have been reviewed and recommended by the Audit Committee and approved by the Board of Directors of the Company at its meeting held on April 30, 2026.
- The above standalone and consolidated financial results of the Company for the quarter and year ended March 31, 2026 are in compliance with Indian Accounting Standards (Ind AS) as notified by the Ministry of Corporate Affairs and have been audited by the joint statutory auditors of the Company.
- The above is an extract of the detailed format of Quarterly Results filed with BSE Limited and National Stock Exchange of India Limited under Regulation 33 of the SEBI (Listing Obligation and Disclosure Requirements) Regulations, 2015. The full format of the Quarterly Results are available on the websites of the stock exchanges i.e. www.bseindia.com and www.nseindia.com and Company's website www.capri Loans.in
- The Statement includes the results for the quarter ended March 31, 2026 being the balancing figure between the audited figures in respect of the full financial year ended March 31, 2026 and the published unaudited year to date figures up to the third quarter of the current financial year prepared in accordance with recognition and measurement principles laid down in accordance with Indian Accounting Standard 34 'Interim financial reporting', compiled by the management of the Company, which were subject to limited review by joint statutory auditors of the Company.


 Place: Mumbai  
April 30, 2026

 On behalf of the Board of Directors  
For Capri Global Capital Limited

 Sd/-  
Rajesh Sharma  
Managing Director  
DIN 00020037


**CAPRI GLOBAL CAPITAL LIMITED**

CIN: L65921MH1994PLC173469

Regd. Office : 502, Tower-A, Peninsula Business Park, Senapati Bapat Marg, Lower Parel, Mumbai - 400013

e-mail: investor.relation@capriglobal.in, Website : www.capri loans.in,

Tel No. - +91 22 40888100 Fax No. - +91 22 40888170

**EXTRACT OF STANDALONE FINANCIAL RESULTS FOR THE QUARTER AND YEAR ENDED MARCH 31, 2026**

(Currency : Indian Rupees in millions)

Sr. No	Particulars	Quarter ended			Year ended	
		31-Mar-26	31-Dec-25	31-Mar-25	31-Mar-26	31-Mar-25
		(Audited) Refer Note 4	(Unaudited)	(Audited) Refer Note 4	(Audited)	(Audited)
1	Total Income from operations (Net)	10,709.40	9,433.15	7,324.31	36,449.18	24,102.06
2	Net Profit / (Loss) for the period (before Tax, Exceptional and/or Extraordinary items#)	3,201.75	2,946.32	2,106.90	10,963.03	5,522.27
3	Net Profit / (Loss) for the period before tax (after Exceptional and/or Extraordinary items#)	3,201.75	2,946.32	2,106.90	10,963.03	5,522.27
4	Net Profit / (Loss) for the period after tax (after Exceptional and/or Extraordinary items#)	2,425.39	2,205.29	1,582.88	8,249.55	4,148.94
5	Total Comprehensive Income for the period [Comprising Profit / (Loss) for the period (after tax) and other comprehensive Income (after tax)]	2,309.05	2,329.11	1,557.23	8,213.89	4,072.19
6	Equity Share Capital	962.15	962.15	825.12	962.15	825.12
7	Other equity				66,404.19	38,823.27
8	Earnings per share (not annualised for quarter)					
	Basic (Rs.)	2.52	2.29	1.92	8.82	5.03
	Diluted (Rs.)	2.51	2.29	1.91	8.80	5.00

#- Exceptional and/or Extraordinary items adjusted in the Statement of Profit and Loss in accordance with Ind AS Rules

**EXTRACT OF CONSOLIDATED FINANCIAL RESULTS FOR THE QUARTER AND YEAR ENDED MARCH 31, 2026**

(Currency : Indian Rupees in millions)

Sr. No	Particulars	Quarter ended			Year ended	
		31-Mar-26	31-Dec-25	31-Mar-25	31-Mar-26	31-Mar-25
		(Audited) Refer Note 4	(Unaudited)	(Audited) Refer Note 4	(Audited)	(Audited)
1	Total Income from operations (Net)	13,849.81	12,233.87	9,573.18	47,311.37	32,479.33
2	Net Profit / (Loss) for the period (before Tax, Exceptional and/or Extraordinary items#)	3,730.31	3,402.83	2,355.17	12,574.09	6,333.18
3	Net Profit / (Loss) for the period before tax (after Exceptional and/or Extraordinary items#)	3,730.31	3,402.83	2,355.17	12,574.09	6,333.18
4	Net Profit / (Loss) for the period after tax (after Exceptional and/or Extraordinary items#)	2,828.15	2,554.39	1,777.41	9,491.52	4,785.33
5	Total Comprehensive Income for the period [Comprising Profit / (Loss) for the period (after tax) and other comprehensive Income (after tax)]	2,745.70	2,680.31	1,771.63	9,487.20	4,706.03
6	Equity Share Capital	962.15	962.15	825.12	962.15	825.12
7	Other equity				71,072.65	42,215.85
8	Earnings per share (not annualised for quarter)					
	Basic (Rs.)	2.94	2.66	2.15	10.15	5.80
	Diluted (Rs.)	2.93	2.65	2.14	10.12	5.77

#- Exceptional and/or Extraordinary items adjusted in the Statement of Profit and Loss in accordance with Ind AS Rules



**Notes:**

- The above standalone and consolidated financial results of the Company have been reviewed and recommended by the Audit Committee and approved by the Board of Directors of the Company at its meeting held on April 30, 2026.
- The above standalone and consolidated financial results of the Company for the quarter and year ended March 31, 2026 are in compliance with Indian Accounting Standards (Ind AS) as notified by the Ministry of Corporate Affairs and have been audited by the joint statutory auditors of the Company.
- The above is an extract of the detailed format of Quarterly Results filed with BSE Limited and National Stock Exchange of India Limited under Regulation 33 of the SEBI (Listing Obligation and Disclosure Requirements) Regulations, 2015. The full format of the Quarterly Results are available on the websites of the stock exchanges i.e. www.bseindia.com and www.nseindia.com and Company's website www.capri loans.in
- The Statement includes the results for the quarter ended March 31, 2026 being the balancing figure between the audited figures in respect of the full financial year ended March 31, 2026 and the published unaudited year to date figures up to the third quarter of the current financial year prepared in accordance with recognition and measurement principles laid down in accordance with Indian Accounting Standard 34 'Interim financial reporting', compiled by the management of the Company, which were subject to limited review by joint statutory auditors of the Company.


 On behalf of the Board of Directors  
For Capri Global Capital Limited

 Sd/-  
Rajesh Sharma  
Managing Director  
DIN 00020037

 Place: Mumbai  
April 30, 2026

 <b>CAPRI GLOBAL CAPITAL LIMITED</b> CIN: L65921MH1994PLC173469 Regd. Office : 502, Tower-A, Peninsula Business Park, Senapati Bapat Marg, Lower Parel, Mumbai - 400013 e-mail: investor.relation@capriglobal.in, Website : www.capri loans.in, Tel No. - +91 22 40888100 Fax No. - +91 22 40888170						
<b>EXTRACT OF STANDALONE FINANCIAL RESULTS FOR THE QUARTER AND YEAR ENDED MARCH 31, 2026</b>						
(Currency : Indian Rupees in millions)						
Sr. No	Particulars	Quarter ended			Year ended	
		31-Mar-26 (Audited) Refer Note 4	31-Dec-25 (Unaudited)	31-Mar-25 (Audited) Refer Note 4	31-Mar-26 (Audited)	31-Mar-25 (Audited)
1	Total Income from operations (Net)	10,709.40	9,433.15	7,324.31	36,449.18	24,102.06
2	Net Profit / (Loss) for the period (before Tax, Exceptional and/or Extraordinary items#)	3,201.75	2,946.32	2,106.90	10,963.03	5,522.27
3	Net Profit / (Loss) for the period before tax (after Exceptional and/or Extraordinary items#)	3,201.75	2,946.32	2,106.90	10,963.03	5,522.27
4	Net Profit / (Loss) for the period after tax (after Exceptional and/or Extraordinary items#)	2,425.39	2,205.29	1,582.88	8,249.55	4,148.94
5	Total Comprehensive Income for the period [Comprising Profit / (Loss) for the period (after tax) and other comprehensive Income (after tax)]	2,309.05	2,329.11	1,557.23	8,213.89	4,072.19
6	Equity Share Capital	962.15	962.15	825.12	962.15	825.12
7	Other equity				66,404.19	38,823.27
8	Earnings per share (not annualised for quarter)					
	Basic (Rs.)	2.52	2.29	1.92	8.82	5.03
	Diluted (Rs.)	2.51	2.29	1.91	8.80	5.00
# - Exceptional and/or Extraordinary items adjusted in the Statement of Profit and Loss in accordance with Ind AS Rules						
<b>EXTRACT OF CONSOLIDATED FINANCIAL RESULTS FOR THE QUARTER AND YEAR ENDED MARCH 31, 2026</b>						
(Currency : Indian Rupees in millions)						
Sr. No	Particulars	Quarter ended			Year ended	
		31-Mar-26 (Audited) Refer Note 4	31-Dec-25 (Unaudited)	31-Mar-25 (Audited) Refer Note 4	31-Mar-26 (Audited)	31-Mar-25 (Audited)
1	Total Income from operations (Net)	13,849.81	12,233.87	9,573.18	47,311.37	32,479.33
2	Net Profit / (Loss) for the period (before Tax, Exceptional and/or Extraordinary items#)	3,730.31	3,402.83	2,355.17	12,574.09	6,333.18
3	Net Profit / (Loss) for the period before tax (after Exceptional and/or Extraordinary items#)	3,730.31	3,402.83	2,355.17	12,574.09	6,333.18
4	Net Profit / (Loss) for the period after tax (after Exceptional and/or Extraordinary items#)	2,828.15	2,554.39	1,777.41	9,491.52	4,785.33
5	Total Comprehensive Income for the period [Comprising Profit / (Loss) for the period (after tax) and other comprehensive Income (after tax)]	2,745.70	2,680.31	1,771.63	9,487.20	4,706.03
6	Equity Share Capital	962.15	962.15	825.12	962.15	825.12
7	Other equity				71,072.65	42,215.85
8	Earnings per share (not annualised for quarter)					
	Basic (Rs.)	2.94	2.66	2.15	10.15	5.80
	Diluted (Rs.)	2.93	2.65	2.14	10.12	5.77
# - Exceptional and/or Extraordinary items adjusted in the Statement of Profit and Loss in accordance with Ind AS Rules						
<b>Notes:</b>						
1 The above standalone and consolidated financial results of the Company have been reviewed and recommended by the Audit Committee and approved by the Board of Directors of the Company at its meeting held on April 30, 2026.						
2 The above standalone and consolidated financial results of the Company for the quarter and year ended March 31, 2026 are in compliance with Indian Accounting Standards (Ind AS) as notified by the Ministry of Corporate Affairs and have been audited by the joint statutory auditors of the Company.						
3 The above is an extract of the detailed format of Quarterly Results filed with BSE Limited and National Stock Exchange of India Limited under Regulation 33 of the SEBI (Listing Obligation and Disclosure Requirements) Regulations, 2015. The full format of the Quarterly Results are available on the websites of the stock exchanges i.e. www.bseindia.com and www.nseindia.com and Company's website www.capri loans.in						
4 The Statement includes the results for the quarter ended March 31, 2026 being the balancing figure between the audited figures in respect of the full financial year ended March 31, 2026 and the published unaudited year to date figures up to the third quarter of the current financial year prepared in accordance with recognition and measurement principles laid down in accordance with Indian Accounting Standard 34 'Interim financial reporting', complied by the management of the Company, which were subject to limited review by joint statutory auditors of the Company.						
		<b>On behalf of the Board of Directors</b> <b>For Capri Global Capital Limited</b> Sd/- <b>Rajesh Sharma</b> Managing Director DIN 00020037				
Place: Mumbai April 30, 2026						


**CAPRI GLOBAL CAPITAL LIMITED**

CIN: L65921MH1994PLC173469

Regd. Office : 502, Tower-A, Peninsula Business Park, Senapati Bapat Marg, Lower Parel, Mumbai - 400013

e-mail: investor.relation@capriglobal.in, Website : www.capri loans.in,

Tel No. - +91 22 40888100 Fax No. - +91 22 40888170

**EXTRACT OF STANDALONE FINANCIAL RESULTS FOR THE QUARTER AND YEAR ENDED MARCH 31, 2026**

(Currency : Indian Rupees in millions)

Sr. No	Particulars	Quarter ended			Year ended	
		31-Mar-26	31-Dec-25	31-Mar-25	31-Mar-26	31-Mar-25
		(Audited) Refer Note 4	(Unaudited)	(Audited) Refer Note 4	(Audited)	(Audited)
1	Total Income from operations (Net)	10,709.40	9,433.15	7,324.31	36,449.18	24,102.06
2	Net Profit / (Loss) for the period (before Tax, Exceptional and/or Extraordinary items#)	3,201.75	2,946.32	2,106.90	10,963.03	5,522.27
3	Net Profit / (Loss) for the period before tax (after Exceptional and/or Extraordinary items#)	3,201.75	2,946.32	2,106.90	10,963.03	5,522.27
4	Net Profit / (Loss) for the period after tax (after Exceptional and/or Extraordinary items#)	2,425.39	2,205.29	1,582.88	8,249.55	4,148.94
5	Total Comprehensive Income for the period [Comprising Profit / (Loss) for the period (after tax) and other comprehensive income (after tax)]	2,309.05	2,329.11	1,557.23	8,213.89	4,072.19
6	Equity Share Capital	962.15	962.15	825.12	962.15	825.12
7	Other equity				66,404.19	38,823.27
8	Earnings per share (not annualised for quarter)					
	Basic (Rs.)	2.52	2.29	1.92	8.82	5.03
	Diluted (Rs.)	2.51	2.29	1.91	8.80	5.00

#- Exceptional and/or Extraordinary items adjusted in the Statement of Profit and Loss in accordance with Ind AS Rules

**EXTRACT OF CONSOLIDATED FINANCIAL RESULTS FOR THE QUARTER AND YEAR ENDED MARCH 31, 2026**

(Currency : Indian Rupees in millions)

Sr. No	Particulars	Quarter ended			Year ended	
		31-Mar-26	31-Dec-25	31-Mar-25	31-Mar-26	31-Mar-25
		(Audited) Refer Note 4	(Unaudited)	(Audited) Refer Note 4	(Audited)	(Audited)
1	Total Income from operations (Net)	13,849.81	12,233.87	9,573.18	47,311.37	32,479.33
2	Net Profit / (Loss) for the period (before Tax, Exceptional and/or Extraordinary items#)	3,730.31	3,402.83	2,355.17	12,574.09	6,333.18
3	Net Profit / (Loss) for the period before tax (after Exceptional and/or Extraordinary items#)	3,730.31	3,402.83	2,355.17	12,574.09	6,333.18
4	Net Profit / (Loss) for the period after tax (after Exceptional and/or Extraordinary items#)	2,828.15	2,554.39	1,777.41	9,491.52	4,785.33
5	Total Comprehensive Income for the period [Comprising Profit / (Loss) for the period (after tax) and other comprehensive income (after tax)]	2,745.70	2,680.31	1,771.63	9,487.20	4,706.03
6	Equity Share Capital	962.15	962.15	825.12	962.15	825.12
7	Other equity				71,072.65	42,215.85
8	Earnings per share (not annualised for quarter)					
	Basic (Rs.)	2.94	2.66	2.15	10.15	5.80
	Diluted (Rs.)	2.93	2.65	2.14	10.12	5.77

#- Exceptional and/or Extraordinary items adjusted in the Statement of Profit and Loss in accordance with Ind AS Rules

**Notes:**

- The above standalone and consolidated financial results of the Company have been reviewed and recommended by the Audit Committee and approved by the Board of Directors of the Company at its meeting held on April 30, 2026.
- The above standalone and consolidated financial results of the Company for the quarter and year ended March 31, 2026 are in compliance with Indian Accounting Standards (Ind AS) as notified by the Ministry of Corporate Affairs and have been audited by the joint statutory auditors of the Company.
- The above is an extract of the detailed format of Quarterly Results filed with BSE Limited and National Stock Exchange of India Limited under Regulation 33 of the SEBI (Listing Obligation and Disclosure Requirements) Regulations, 2015. The full format of the Quarterly Results are available on the websites of the stock exchanges i.e. www.bseindia.com and www.nseindia.com and Company's website www.capri loans.in
- The Statement includes the results for the quarter ended March 31, 2026 being the balancing figure between the audited figures in respect of the full financial year ended March 31, 2026 and the published unaudited year to date figures up to the third quarter of the current financial year prepared in accordance with recognition and measurement principles laid down in accordance with Indian Accounting Standard 34 'Interim financial reporting', compiled by the management of the Company, which were subject to limited review by joint statutory auditors of the Company.


 On behalf of the Board of Directors  
For Capri Global Capital Limited

 Sd/-  
Rajesh Sharma  
Managing Director  
DIN 00020037

 Place: Mumbai  
April 30, 2026


**CAPRI GLOBAL CAPITAL LIMITED**

CIN: L65921MH1994PLC173469

Regd. Office : 502, Tower-A, Peninsula Business Park, Senapati Bapat Marg, Lower Parel, Mumbai - 400013

e-mail: investor.relation@capriglobal.in, Website : www.capri loans.in,

Tel No. - +91 22 40888100 Fax No. - +91 22 40888170

**EXTRACT OF STANDALONE FINANCIAL RESULTS FOR THE QUARTER AND YEAR ENDED MARCH 31, 2026**

(Currency : Indian Rupees in millions)

Sr. No	Particulars	Quarter ended			Year ended	
		31-Mar-26	31-Dec-25	31-Mar-25	31-Mar-26	31-Mar-25
		(Audited) Refer Note 4	(Unaudited)	(Audited) Refer Note 4	(Audited)	(Audited)
1	Total Income from operations (Net)	10,709.40	9,433.15	7,324.31	36,449.18	24,102.06
2	Net Profit / (Loss) for the period (before Tax, Exceptional and/or Extraordinary items#)	3,201.75	2,946.32	2,106.90	10,963.03	5,522.27
3	Net Profit / (Loss) for the period before tax (after Exceptional and/or Extraordinary items#)	3,201.75	2,946.32	2,106.90	10,963.03	5,522.27
4	Net Profit / (Loss) for the period after tax (after Exceptional and/or Extraordinary items#)	2,425.39	2,205.29	1,582.88	8,249.55	4,148.94
5	Total Comprehensive Income for the period [Comprising Profit / (Loss) for the period (after tax) and other comprehensive Income (after tax)]	2,309.05	2,329.11	1,557.23	8,213.89	4,072.19
6	Equity Share Capital	962.15	962.15	825.12	962.15	825.12
7	Other equity				66,404.19	38,823.27
8	Earnings per share (not annualised for quarter)					
	Basic (Rs.)	2.52	2.29	1.92	8.82	5.03
	Diluted (Rs.)	2.51	2.29	1.91	8.80	5.00

#- Exceptional and/or Extraordinary items adjusted in the Statement of Profit and Loss in accordance with Ind AS Rules

**EXTRACT OF CONSOLIDATED FINANCIAL RESULTS FOR THE QUARTER AND YEAR ENDED MARCH 31, 2026**

(Currency : Indian Rupees in millions)

Sr. No	Particulars	Quarter ended			Year ended	
		31-Mar-26	31-Dec-25	31-Mar-25	31-Mar-26	31-Mar-25
		(Audited) Refer Note 4	(Unaudited)	(Audited) Refer Note 4	(Audited)	(Audited)
1	Total Income from operations (Net)	13,849.81	12,233.87	9,573.18	47,311.37	32,479.33
2	Net Profit / (Loss) for the period (before Tax, Exceptional and/or Extraordinary items#)	3,730.31	3,402.83	2,355.17	12,574.09	6,333.18
3	Net Profit / (Loss) for the period before tax (after Exceptional and/or Extraordinary items#)	3,730.31	3,402.83	2,355.17	12,574.09	6,333.18
4	Net Profit / (Loss) for the period after tax (after Exceptional and/or Extraordinary items#)	2,828.15	2,554.39	1,777.41	9,491.52	4,785.33
5	Total Comprehensive Income for the period [Comprising Profit / (Loss) for the period (after tax) and other comprehensive Income (after tax)]	2,745.70	2,660.31	1,771.63	9,487.20	4,706.03
6	Equity Share Capital	962.15	962.15	825.12	962.15	825.12
7	Other equity				71,072.65	42,215.85
8	Earnings per share (not annualised for quarter)					
	Basic (Rs.)	2.94	2.66	2.15	10.15	5.80
	Diluted (Rs.)	2.93	2.65	2.14	10.12	5.77

#- Exceptional and/or Extraordinary items adjusted in the Statement of Profit and Loss in accordance with Ind AS Rules

**Notes:**

- The above standalone and consolidated financial results of the Company have been reviewed and recommended by the Audit Committee and approved by the Board of Directors of the Company at its meeting held on April 30, 2026.
- The above standalone and consolidated financial results of the Company for the quarter and year ended March 31, 2026 are in compliance with Indian Accounting Standards (Ind AS) as notified by the Ministry of Corporate Affairs and have been audited by the joint statutory auditors of the Company.
- The above is an extract of the detailed format of Quarterly Results filed with BSE Limited and National Stock Exchange of India Limited under Regulation 33 of the SEBI (Listing Obligation and Disclosure Requirements) Regulations, 2015. The full format of the Quarterly Results are available on the websites of the stock exchanges i.e. www.bseindia.com and www.nseindia.com and Company's website www.capri loans.in
- The Statement includes the results for the quarter ended March 31, 2026 being the balancing figure between the audited figures in respect of the full financial year ended March 31, 2026 and the published unaudited year to date figures up to the third quarter of the current financial year prepared in accordance with recognition and measurement principles laid down in accordance with Indian Accounting Standard 34 'Interim financial reporting', compiled by the management of the Company, which were subject to limited review by joint statutory auditors of the Company.


 On behalf of the Board of Directors  
For Capri Global Capital Limited

 Sd/-  
Rajesh Sharma  
Managing Director  
DIN 00020037

 Place: Mumbai  
April 30, 2026


**CAPRI GLOBAL CAPITAL LIMITED**

CIN: L65921MH1994PLC173469

Regd. Office : 502, Tower-A, Peninsula Business Park, Senapati Bapat Marg, Lower Parel, Mumbai - 400013

e-mail: investor.relation@capriglobal.in, Website : www.capri loans.in,

Tel No. - +91 22 40888100 Fax No. - +91 22 40888170

**EXTRACT OF STANDALONE FINANCIAL RESULTS FOR THE QUARTER AND YEAR ENDED MARCH 31, 2026**

(Currency : Indian Rupees in millions)

Sr. No	Particulars	Quarter ended			Year ended	
		31-Mar-26	31-Dec-25	31-Mar-25	31-Mar-26	31-Mar-25
		(Audited) Refer Note 4	(Unaudited)	(Audited) Refer Note 4	(Audited)	(Audited)
1	Total Income from operations (Net)	10,709.40	9,433.15	7,324.31	36,449.18	24,102.06
2	Net Profit / (Loss) for the period (before Tax, Exceptional and/or Extraordinary items#)	3,201.75	2,946.32	2,106.90	10,963.03	5,522.27
3	Net Profit / (Loss) for the period before tax (after Exceptional and/or Extraordinary items#)	3,201.75	2,946.32	2,106.90	10,963.03	5,522.27
4	Net Profit / (Loss) for the period after tax (after Exceptional and/or Extraordinary items#)	2,425.39	2,205.29	1,582.88	8,249.55	4,148.94
5	Total Comprehensive Income for the period [Comprising Profit / (Loss) for the period (after tax) and other comprehensive Income (after tax)]	2,309.05	2,329.11	1,557.23	8,213.89	4,072.19
6	Equity Share Capital	962.15	962.15	825.12	962.15	825.12
7	Other equity				66,404.19	38,823.27
8	Earnings per share (not annualised for quarter)					
	Basic (Rs.)	2.52	2.29	1.92	8.82	5.03
	Diluted (Rs.)	2.51	2.29	1.91	8.80	5.00

#- Exceptional and/or Extraordinary items adjusted in the Statement of Profit and Loss in accordance with Ind AS Rules

**EXTRACT OF CONSOLIDATED FINANCIAL RESULTS FOR THE QUARTER AND YEAR ENDED MARCH 31, 2026**

(Currency : Indian Rupees in millions)

Sr. No	Particulars	Quarter ended			Year ended	
		31-Mar-26	31-Dec-25	31-Mar-25	31-Mar-26	31-Mar-25
		(Audited) Refer Note 4	(Unaudited)	(Audited) Refer Note 4	(Audited)	(Audited)
1	Total Income from operations (Net)	13,849.81	12,233.87	9,573.18	47,311.37	32,479.33
2	Net Profit / (Loss) for the period (before Tax, Exceptional and/or Extraordinary items#)	3,730.31	3,402.83	2,355.17	12,574.09	6,333.18
3	Net Profit / (Loss) for the period before tax (after Exceptional and/or Extraordinary items#)	3,730.31	3,402.83	2,355.17	12,574.09	6,333.18
4	Net Profit / (Loss) for the period after tax (after Exceptional and/or Extraordinary items#)	2,828.15	2,554.39	1,777.41	9,491.52	4,785.33
5	Total Comprehensive Income for the period [Comprising Profit / (Loss) for the period (after tax) and other comprehensive Income (after tax)]	2,745.70	2,680.31	1,771.63	9,487.20	4,706.03
6	Equity Share Capital	962.15	962.15	825.12	962.15	825.12
7	Other equity				71,072.65	42,215.85
8	Earnings per share (not annualised for quarter)					
	Basic (Rs.)	2.94	2.66	2.15	10.15	5.80
	Diluted (Rs.)	2.93	2.65	2.14	10.12	5.77

#- Exceptional and/or Extraordinary items adjusted in the Statement of Profit and Loss in accordance with Ind AS Rules

**Notes:**

- The above standalone and consolidated financial results of the Company have been reviewed and recommended by the Audit Committee and approved by the Board of Directors of the Company at its meeting held on April 30, 2026.
- The above standalone and consolidated financial results of the Company for the quarter and year ended March 31, 2026 are in compliance with Indian Accounting Standards (Ind AS) as notified by the Ministry of Corporate Affairs and have been audited by the joint statutory auditors of the Company.
- The above is an extract of the detailed format of Quarterly Results filed with BSE Limited and National Stock Exchange of India Limited under Regulation 33 of the SEBI (Listing Obligation and Disclosure Requirements) Regulations, 2015. The full format of the Quarterly Results are available on the websites of the stock exchanges i.e. www.bseindia.com and www.nseindia.com and Company's website www.capri loans.in
- The Statement includes the results for the quarter ended March 31, 2026 being the balancing figure between the audited figures in respect of the full financial year ended March 31, 2026 and the published unaudited year to date figures up to the third quarter of the current financial year prepared in accordance with recognition and measurement principles laid down in accordance with Indian Accounting Standard 34 'Interim financial reporting', compiled by the management of the Company, which were subject to limited review by joint statutory auditors of the Company.


 On behalf of the Board of Directors  
For Capri Global Capital Limited

 Sd/-  
Rajesh Sharma  
Managing Director  
DIN 00020037

 Place: Mumbai  
April 30, 2026


**CAPRI GLOBAL CAPITAL LIMITED**

CIN: L65921MH1994PLC173469

Regd. Office : 502, Tower-A, Peninsula Business Park, Senapati Bapat Marg, Lower Parel, Mumbai - 400013

e-mail: investor.relation@capriglobal.in, Website : www.capri loans.in,

Tel No. - +91 22 40888100 Fax No. - +91 22 40888170

**EXTRACT OF STANDALONE FINANCIAL RESULTS FOR THE QUARTER AND YEAR ENDED MARCH 31, 2026**

(Currency : Indian Rupees in millions)

Sr. No	Particulars	Quarter ended			Year ended	
		31-Mar-26	31-Dec-25	31-Mar-25	31-Mar-26	31-Mar-25
		(Audited) Refer Note 4	(Unaudited)	(Audited) Refer Note 4	(Audited)	(Audited)
1	Total Income from operations (Net)	10,709.40	9,433.15	7,324.31	36,449.18	24,102.06
2	Net Profit / (Loss) for the period (before Tax, Exceptional and/or Extraordinary items#)	3,201.75	2,946.32	2,106.90	10,963.03	5,522.27
3	Net Profit / (Loss) for the period before tax (after Exceptional and/or Extraordinary items#)	3,201.75	2,946.32	2,106.90	10,963.03	5,522.27
4	Net Profit / (Loss) for the period after tax (after Exceptional and/or Extraordinary items#)	2,425.39	2,205.29	1,582.88	8,249.55	4,148.94
5	Total Comprehensive Income for the period [Comprising Profit / (Loss) for the period (after tax) and other comprehensive Income (after tax)]	2,309.05	2,329.11	1,557.23	8,213.89	4,072.19
6	Equity Share Capital	962.15	962.15	825.12	962.15	825.12
7	Other equity				66,404.19	38,823.27
8	Earnings per share (not annualised for quarter)					
	Basic (Rs.)	2.52	2.29	1.92	8.82	5.03
	Diluted (Rs.)	2.51	2.29	1.91	8.80	5.00

#- Exceptional and/or Extraordinary items adjusted in the Statement of Profit and Loss in accordance with Ind AS Rules

**EXTRACT OF CONSOLIDATED FINANCIAL RESULTS FOR THE QUARTER AND YEAR ENDED MARCH 31, 2026**

(Currency : Indian Rupees in millions)

Sr. No	Particulars	Quarter ended			Year ended	
		31-Mar-26	31-Dec-25	31-Mar-25	31-Mar-26	31-Mar-25
		(Audited) Refer Note 4	(Unaudited)	(Audited) Refer Note 4	(Audited)	(Audited)
1	Total Income from operations (Net)	13,849.81	12,233.87	9,573.18	47,311.37	32,479.33
2	Net Profit / (Loss) for the period (before Tax, Exceptional and/or Extraordinary items#)	3,730.31	3,402.83	2,355.17	12,574.09	6,333.18
3	Net Profit / (Loss) for the period before tax (after Exceptional and/or Extraordinary items#)	3,730.31	3,402.83	2,355.17	12,574.09	6,333.18
4	Net Profit / (Loss) for the period after tax (after Exceptional and/or Extraordinary items#)	2,828.15	2,554.39	1,777.41	9,491.52	4,785.33
5	Total Comprehensive Income for the period [Comprising Profit / (Loss) for the period (after tax) and other comprehensive Income (after tax)]	2,745.70	2,680.31	1,771.63	9,487.20	4,706.03
6	Equity Share Capital	962.15	962.15	825.12	962.15	825.12
7	Other equity				71,072.65	42,215.85
8	Earnings per share (not annualised for quarter)					
	Basic (Rs.)	2.94	2.66	2.15	10.15	5.80
	Diluted (Rs.)	2.93	2.65	2.14	10.12	5.77

#- Exceptional and/or Extraordinary items adjusted in the Statement of Profit and Loss in accordance with Ind AS Rules

**Notes:**

- The above standalone and consolidated financial results of the Company have been reviewed and recommended by the Audit Committee and approved by the Board of Directors of the Company at its meeting held on April 30, 2026.
- The above standalone and consolidated financial results of the Company for the quarter and year ended March 31, 2026 are in compliance with Indian Accounting Standards (Ind AS) as notified by the Ministry of Corporate Affairs and have been audited by the joint statutory auditors of the Company.
- The above is an extract of the detailed format of Quarterly Results filed with BSE Limited and National Stock Exchange of India Limited under Regulation 33 of the SEBI (Listing Obligation and Disclosure Requirements) Regulations, 2015. The full format of the Quarterly Results are available on the websites of the stock exchanges i.e. www.bseindia.com and www.nseindia.com and Company's website www.capri loans.in
- The Statement includes the results for the quarter ended March 31, 2026 being the balancing figure between the audited figures in respect of the full financial year ended March 31, 2026 and the published unaudited year to date figures up to the third quarter of the current financial year prepared in accordance with recognition and measurement principles laid down in accordance with Indian Accounting Standard 34 'Interim financial reporting', compiled by the management of the Company, which were subject to limited review by joint statutory auditors of the Company.


 On behalf of the Board of Directors  
For Capri Global Capital Limited

Sd/-

Rajesh Sharma

Managing Director

DIN 00020037

 Place: Mumbai  
April 30, 2026


**CAPRI GLOBAL CAPITAL LIMITED**

CIN: L65921MH1994PLC173469

Regd. Office : 502, Tower-A, Peninsula Business Park, Senapati Bapat Marg, Lower Parel, Mumbai - 400013

e-mail: investor.relation@capriglobal.in, Website : www.capri loans.in,

Tel No. - +91 22 40888100 Fax No. - +91 22 40888170

**EXTRACT OF STANDALONE FINANCIAL RESULTS FOR THE QUARTER AND YEAR ENDED MARCH 31, 2026**

(Currency : Indian Rupees in millions)

Sr. No	Particulars	Quarter ended			Year ended	
		31-Mar-26	31-Dec-25	31-Mar-25	31-Mar-26	31-Mar-25
		(Audited) Refer Note 4	(Unaudited)	(Audited) Refer Note 4	(Audited)	(Audited)
1	Total Income from operations (Net)	10,709.40	9,433.15	7,324.31	36,449.18	24,102.06
2	Net Profit / (Loss) for the period (before Tax, Exceptional and/or Extraordinary items#)	3,201.75	2,946.32	2,106.90	10,963.03	5,522.27
3	Net Profit / (Loss) for the period before tax (after Exceptional and/or Extraordinary items#)	3,201.75	2,946.32	2,106.90	10,963.03	5,522.27
4	Net Profit / (Loss) for the period after tax (after Exceptional and/or Extraordinary items#)	2,425.39	2,205.29	1,582.88	8,249.55	4,148.94
5	Total Comprehensive Income for the period [Comprising Profit / (Loss) for the period (after tax) and other comprehensive Income (after tax)]	2,309.05	2,329.11	1,557.23	8,213.89	4,072.19
6	Equity Share Capital	962.15	962.15	825.12	962.15	825.12
7	Other equity				66,404.19	38,823.27
8	Earnings per share (not annualised for quarter)					
	Basic (Rs.)	2.52	2.29	1.92	8.82	5.03
	Diluted (Rs.)	2.51	2.29	1.91	8.80	5.00

#- Exceptional and/or Extraordinary items adjusted in the Statement of Profit and Loss in accordance with Ind AS Rules

**EXTRACT OF CONSOLIDATED FINANCIAL RESULTS FOR THE QUARTER AND YEAR ENDED MARCH 31, 2026**

(Currency : Indian Rupees in millions)

Sr. No	Particulars	Quarter ended			Year ended	
		31-Mar-26	31-Dec-25	31-Mar-25	31-Mar-26	31-Mar-25
		(Audited) Refer Note 4	(Unaudited)	(Audited) Refer Note 4	(Audited)	(Audited)
1	Total Income from operations (Net)	13,849.81	12,233.87	9,573.18	47,311.37	32,479.33
2	Net Profit / (Loss) for the period (before Tax, Exceptional and/or Extraordinary items#)	3,730.31	3,402.83	2,355.17	12,574.09	6,333.18
3	Net Profit / (Loss) for the period before tax (after Exceptional and/or Extraordinary items#)	3,730.31	3,402.83	2,355.17	12,574.09	6,333.18
4	Net Profit / (Loss) for the period after tax (after Exceptional and/or Extraordinary items#)	2,828.15	2,554.39	1,777.41	9,491.52	4,785.33
5	Total Comprehensive Income for the period [Comprising Profit / (Loss) for the period (after tax) and other comprehensive Income (after tax)]	2,745.70	2,680.31	1,771.63	9,487.20	4,706.03
6	Equity Share Capital	962.15	962.15	825.12	962.15	825.12
7	Other equity				71,072.65	42,215.85
8	Earnings per share (not annualised for quarter)					
	Basic (Rs.)	2.94	2.66	2.15	10.15	5.80
	Diluted (Rs.)	2.93	2.65	2.14	10.12	5.77

#- Exceptional and/or Extraordinary items adjusted in the Statement of Profit and Loss in accordance with Ind AS Rules

**Notes:**

- The above standalone and consolidated financial results of the Company have been reviewed and recommended by the Audit Committee and approved by the Board of Directors of the Company at its meeting held on April 30, 2026.
- The above standalone and consolidated financial results of the Company for the quarter and year ended March 31, 2026 are in compliance with Indian Accounting Standards (Ind AS) as notified by the Ministry of Corporate Affairs and have been audited by the joint statutory auditors of the Company.
- The above is an extract of the detailed format of Quarterly Results filed with BSE Limited and National Stock Exchange of India Limited under Regulation 33 of the SEBI (Listing Obligation and Disclosure Requirements) Regulations, 2015. The full format of the Quarterly Results are available on the websites of the stock exchanges i.e. www.bseindia.com and www.nseindia.com and Company's website www.capri loans.in
- The Statement includes the results for the quarter ended March 31, 2026 being the balancing figure between the audited figures in respect of the full financial year ended March 31, 2026 and the published unaudited year to date figures up to the third quarter of the current financial year prepared in accordance with recognition and measurement principles laid down in accordance with Indian Accounting Standard 34 'Interim financial reporting', compiled by the management of the Company, which were subject to limited review by joint statutory auditors of the Company.


 On behalf of the Board of Directors  
For Capri Global Capital Limited

 Sd/-  
Rajesh Sharma  
Managing Director  
DIN 0020037

 Place: Mumbai  
April 30, 2026



## कॅप्री ग्लोबल कॅपिटल लिमिटेड

सीआयएन : L65921MH1994PLC173469

नोंदणीकृत कार्यालय : ५०२, टॉवर ए, पेनिन्सुला बिझिनेस पार्क, सेनापती बापट मार्ग, लोअर परेल, मुंबई - ४०० ०९३.

ई-मेल : investor.relation@capriglobal.in वेबसाइट : www.capriglobal.in फोन : +९१ २२ ४०८८८९०० फॅक्स : +९१ २२ ४०८८८९७०

### दि. ३१.०३.२०२६ रोजी संपलेली तिमाही व वर्षाकरिताच्या स्थायी वित्तीय निष्कर्षाचा सारांश

(चलन-भारतीय रुपयांत रु. दशलक्षांमध्ये)

अ. क्र.	तपशील	तिमाहीअखेर			वर्षअखेर	
		३१.०३.२०२६	३१.१२.२०२५	३१.०३.२०२५	३१.०३.२०२६	३१.०३.२०२५
		(लेखापरीक्षित) टीप क्र ४ पाहा	(अलेखापरीक्षित)	(लेखापरीक्षित) टीप क्र ४ पाहा	(लेखापरीक्षित)	(लेखापरीक्षित)
१	परिचालनातून एकूण उत्पन्न (निव्वळ)	१०,७०९.४०	९,४३३.१५	७,३२४.३१	३६,४४९.९८	२४,१०२.०६
२	कालावधीकरिता निव्वळ नफा/(तोटा) (कर, अपवादामक व/वा अतिविशेष बाबीपूर्वक)	३,२०९.७५	२,९४६.३२	२,९०६.९०	१०,९६३.०३	५,५२२.२७
३	करपूर्व कालावधीकरिता निव्वळ नफा/(तोटा) (अपवादामक व/वा अतिविशेष बाबीरिचत)	३,२०९.७५	२,९४६.३२	२,९०६.९०	१०,९६३.०३	५,५२२.२७
४	करपरिचत कालावधीकरिता निव्वळ नफा/(तोटा) (अपवादामक व/वा अतिविशेष बाबीरिचत)	२,४२५.३९	२,२०५.२९	१,५८२.८८	८,२४९.५५	४,९४८.९४
५	कालावधीकरिता एकूण सर्वसमावेशक उत्पन्न (कालावधीकरिता (करपरिचत) नफा/(तोटा) व अन्य सर्वसमावेशक उत्पन्न (करपरिचत) यांचा समावेश)	२,३०९.०५	२,३२९.१९	१,५५७.२३	८,२१३.८९	४,०७२.९९
६	समभाग भांडवल	९६२.१५	९६२.१५	८२५.१२	९६२.१५	८२५.१२
७	अन्य समभाग				६६,४०४.९९	३८,८२३.२७
८	प्रतिशेअर उत्पन्न (तिमाहीकरिता अवार्षिकीकृत)					
	मूलभूत (रु.)	२.५२	२.२९	१.९२	८.८२	५.०३
	सौम्यीकृत (रु.)	२.५१	२.२९	१.९१	८.८०	५.००

#अपवादामक व/वा अतिविशेष बाबी या आयटमची एएस नियमानुसार नफा-तोटापत्रकत जुळवून घेण्यात आल्या आहेत.

### दि. ३१.०३.२०२६ रोजी संपलेली तिमाही व वर्षाकरिताच्या एकत्रित वित्तीय निष्कर्षाचा सारांश

(चलन-भारतीय रुपयांत रु. दशलक्षांमध्ये)

अ. क्र.	तपशील	तिमाहीअखेर			वर्षअखेर	
		३१.०३.२०२६	३१.१२.२०२५	३१.०३.२०२५	३१.०३.२०२६	३१.०३.२०२५
		(लेखापरीक्षित) टीप क्र ४ पाहा	(अलेखापरीक्षित)	(लेखापरीक्षित) टीप क्र ४ पाहा	(लेखापरीक्षित)	(लेखापरीक्षित)
१	परिचालनातून एकूण उत्पन्न (निव्वळ)	१३,८४९.८९	१२,२३३.८७	९,५७३.१८	४७,३१९.३७	३२,४७९.३३
२	कालावधीकरिता निव्वळ नफा/(तोटा) (कर, अपवादामक व/वा अतिविशेष बाबीपूर्वक)	३,७३०.३९	३,४०२.८३	२,३५५.१७	१२,५७४.०९	६,३३३.१८
३	करपूर्व कालावधीकरिता निव्वळ नफा/(तोटा) (अपवादामक व/वा अतिविशेष बाबीरिचत)	३,७३०.३९	३,४०२.८३	२,३५५.१७	१२,५७४.०९	६,३३३.१८
४	करपरिचत कालावधीकरिता निव्वळ नफा/(तोटा) (अपवादामक व/वा अतिविशेष बाबीरिचत)	२,८२८.१५	२,५५४.३९	१,७७७.४९	९,४९९.५२	४,७८५.३३
५	कालावधीकरिता एकूण सर्वसमावेशक उत्पन्न (कालावधीकरिता (करपरिचत) नफा/(तोटा) व अन्य सर्वसमावेशक उत्पन्न (करपरिचत) यांचा समावेश)	२,७४५.७०	२,६८०.३९	१,७७९.६३	९,४८७.२०	४,७०६.०३
६	समभाग भांडवल	९६२.१५	९६२.१५	८२५.१२	९६२.१५	८२५.१२
७	अन्य समभाग				७९,०७२.६५	४२,२१५.८५
८	प्रतिशेअर उत्पन्न (तिमाहीकरिता अवार्षिकीकृत)					
	मूलभूत (रु.)	२.९४	२.६६	२.१५	१०.१५	५.८०
	सौम्यीकृत (रु.)	२.९३	२.६५	२.१४	१०.१२	५.७७

#अपवादामक व/वा अतिविशेष बाबी या आयटमची एएस नियमानुसार नफा-तोटापत्रकत जुळवून घेण्यात आल्या आहेत.

#### टीप :

- कंपनीच्या वरील एकत्रित व स्थायी वित्तीय निष्कर्षांचे लेखापरीक्षण समितीद्वारे पुनरावलोकन व शिफारस करण्यात आली असून कंपनीच्या संचालक मंडळद्वारे त्यांच्या दि. ३०.०४.२०२६ रोजी आयोजित सभेत त्यांना मंजुरी देण्यात आली आहे.
- दि. ३१.०३.२०२६ रोजी संपलेली तिमाही व वर्षाकरिताचे कंपनीचे एकत्रित व स्थायी वित्तीय निष्कर्ष हे कॉर्पोरेट कामकाज मंत्रालयाद्वारे अधिसूचित भारतीय लेखा मानकांच्या (आयटमची एएस) अनुपालनांतर्गत असून कंपनीच्या वैधानिक लेखापरीक्षकाद्वारे त्यांचे मर्यादित पुनरावलोकन करण्यात आलेले आहे.
- वरील तपशील हा सेबी (सूचिबद्धता अनिवार्यता व विमोचन आवश्यकता) विनियमन, २०१५ च्या विनियमन ३३ अंतर्गत बीएसई लिमिटेड व नॅशनल स्टॉक एक्सचेंज ऑफ इंडियाकडे दाखल करण्यात आलेल्या तिमाही /वर्षािक वित्तीय निष्कर्षांच्या अहवालाच्या विस्तृत प्रारूपाचा सारांश आहे. तिमाही/वर्षािक वित्तीय निकालांचे संपूर्ण प्रारूप स्टॉक एक्सचेंजची वेबसाइट [www.bseindia.com](http://www.bseindia.com) व [www.nseindia.com](http://www.nseindia.com) वर [www.caprioloans.in](http://www.caprioloans.in) वरही उपलब्ध आहे.
- सदर अहवालांमध्ये दि. ३१.०३.२०२६ रोजी संपलेल्या तिमाहीकरिताच्या निष्कर्षांचा समावेश आहे जी कंपनीच्या व्यवस्थापनाद्वारे अनुपालित भारतीय लेखा मानके ३४ अंतर्गत वित्तीय अहवालांतर्गत विहित मान्यता व गणन धोरणांतर्गत तयार करण्यात आलेल्या दि. ३१.०३.२०२६ रोजी संपलेल्या संपूर्ण वित्तीय वर्षासंदर्भातील लेखापरीक्षित आकडेवारी आणि विद्यमान वित्तीय वर्षाच्या तिसऱ्या तिमाहीपर्यंतची प्रकाशित अलेखापरीक्षित वर्ष ते दिनांक आकडेवारी दरम्यान ताळमेळ साधणारी आहे, जी बाब कंपनीच्या संयुक्त वैधानिक लेखापरीक्षकांच्या मर्यादित पुनरावलोकनाच्या अधीन असेल.



ठिकाण : मुंबई  
दिनांक : ३०.०४.२०२६

संचालक मंडळाच्या वतीने  
कॅप्री ग्लोबल कॅपिटल लिमिटेड करिता  
सही/-  
राजेश प्रामां  
व्यवस्थापकीय संचालक  
(डीआयएन : ०००२००३७)