

CSFB.2025-26/48

April 29, 2025

**BSE Limited
Listing Compliance
Phiroze Jeejeebhoy Towers
Dalal Street
Mumbai 400 001
Maharashtra**

**National Stock Exchange of India Limited
The Listing Department,
Exchange Plaza,
Bandra Kurla Complex,
Mumbai - 400 051
Maharashtra**

Scrip Code: 544120, 951995 & 953739

Symbol: CAPITALSFB

Respected Sir/Madam,

Subject: Outcome of Board Meeting of Capital Small Finance Bank Limited ("the Bank") held on April 29, 2025

Pursuant to the applicable provisions of Securities and Exchange Board of India (Listing Obligations and Disclosure Requirements) Regulations, 2015 and in continuation to our letter dated April 22, 2025 intimating about the Board meeting, it is hereby informed that the Board of Directors of the Bank at its meeting held on April 29, 2025 has inter-alia, considered and approved the following:

1. The Audited Financial Results (Standalone) of the Bank for the Quarter and financial year ended March 31, 2025.
2. Recommended final dividend of Rs. 4 per equity share of Rs. 10/- each fully paid up (i.e 40%) for the financial year 2024- 25, subject to the approval of shareholders.
3. Re- appointment of M/s Deepak Arora & Associates, Practicing Company Secretaries (CP No.: 3641), as Secretarial Auditors of the Bank from FY 2025-26 to FY 2029-30 subject to shareholders approval in the ensuing Annual General Meeting.


A copy of the Audited financial results of the Bank for the Quarter and financial year ended March 31, 2025 along with the Audit report thereon (enclosed as **Annexure – 1**) issued by M/s SCV & Co. LLP, Chartered Accountants, Statutory Auditors of the Bank on the Standalone financial results for the year ended March 31, 2025 with an unmodified audit opinion. The Financial Results are being uploaded on the website of the Bank at the link <https://www.capitalbank.co.in/investors/financial-results> and will also be published in the newspapers.

Further, Investor Presentation of the above mentioned Results are enclosed herewith as **Annexure – 2** and the same may also be accessed on the website of the Bank at the link: <https://www.capitalbank.co.in/investors/financial-results>

The Board meeting commenced at 10:00 a.m and concluded at 02:10 p.m.

Pursuant to the Regulation 52(7) of the Listing Regulations, we confirm that the issue proceeds of the listed non-convertible debt securities have been fully utilized and that there are no deviations in the

Capital Small Finance Bank Limited

Regd. & Head Off.: 'MIDAS Corporate Park', 3rd Floor, 37, G.T. Road, Jalandhar-144 001, INDIA
Tel.: 0181-5051111, 5052222 | Fax : 0181-5053333 | e-mail : mail@capitalbank.co.in | www.capitalbank.co.in
 www.facebook.com/capitalbankindia | CIN : L65110PB1999PLC022634

use of the said proceeds from the object stated in the Information Memorandum(s)/Disclosure Documents.

Pursuant to SEBI Circular No. SEBI/HO/DDHS-PoD3/P/CIR/2024/46 dated May 16, 2024, please find enclosed herewith requisite information on Security Cover including compliance with all the covenants as **Annexure – 3** in respect of the listed unsecured non-convertible debentures (NCDs) issued by the Bank.

We request you to take note of the results in terms of the all applicable provisions of the Listing Regulations.

This is for your information and records.

Thanking You,

Yours faithfully,

For **Capital Small Finance Bank Limited**

Amit Sharma
Company Secretary & Compliance Officer
Membership No.: F10888

Encl: as above

Independent Auditors' Report on the Quarter and Year ended 31st March 2025 Audited Financial Results of the Capital Small Finance Bank Limited Pursuant to the Regulations 33 and 52 read with Regulation 63 (2) of the Securities Exchange Board of India (Listing Obligations and Disclosure Requirements) Regulations, 2015 as amended.

To
The Board of Directors
Capital Small Finance Bank Limited

Report on the Audit of the Financial Results

Opinion

We have audited the accompanying financial results of **Capital Small Finance Bank Limited** (hereinafter referred to as 'the Bank') for the quarter and year ended 31st March, 2025 (the 'Statement'), attached herewith, being submitted by the Bank pursuant to the requirement of Regulation 33 and 52 read with Regulation 63 (2) of the Securities Exchange Board of India (Listing Obligations and Disclosure Requirements) Regulations, 2015 as amended ('Listing Regulations') except for the disclosures relating to Pillar 3 disclosure as at 31st March 2025, including leverage ratio, liquidity coverage ratio and net stable funding ratio under Basel III capital regulations as have been disclosed on the Bank's website and in respect of which a link has been provided in the financial results and have not been audited by us.

In our opinion and to the best of our information and according to the explanations given to us, the aforesaid Statement:

- a. is presented in accordance with the requirements of Regulation 33 and 52 read with Regulation 63 (2) of the Listing Regulations in this regard except for the disclosures relating to Pillar 3 disclosure as at 31st March 2025 including leverage ratio, liquidity coverage ratio and net stable funding ratio under Basel III Capital Regulations as have been disclosed on the Bank's website and in respect of which a link has been provided in the financial results and have not been audited by us; and
- b. gives a true and fair view in conformity with the recognition and measurement principles laid down in the applicable Accounting Standards, prescribed under Section 133 of the Companies Act, 2013 ('the Act') read with Companies (Accounting Standards) Rules, 2021, the relevant provisions of the Banking Regulation Act, 1949, the circulars, guidelines and directions issued by the Reserve Bank of India ('RBI') from time to time (the 'RBI Guidelines') and other accounting principles generally accepted in India of the net profit and other financial information for the quarter and year ended 31st March 2025, and also the Statement of Assets and Liabilities as at 31st March 2025 and the Statement of Cash flows for the year ended on that date.

Basis for Opinion

We conducted our audit in accordance with the Standards on Auditing ("SAs") specified under section 143(10) of the Companies Act, 2013 ("the Act"). Our responsibilities under those SAs are further described in the Auditor's Responsibilities for the Audit of the financial results section of our report. We are independent of the Bank, in accordance with the Code of Ethics issued by the Institute of Chartered Accountants of India (the "ICAI") together with the ethical requirements that are relevant to our audit of the financial statements under the provisions of the Act, and the Rules thereunder, and we have fulfilled our other ethical responsibilities in accordance with these requirements and the ICAI Code of Ethics. We believe that the audit evidence we have obtained is sufficient and appropriate to provide a basis for our opinion on the annual financial results.



Management's Responsibilities for the Financial Results

This Statement, which includes the financial results is the responsibility of the Bank's Board of Directors and has been approved by them for the issuance. The financial results for the year ended 31st March, 2025, have been prepared on the basis of annual financial statements. This responsibility includes the preparation and presentation of the financial results for the quarter and year ended 31st March, 2025 that give a true and fair view of the net profit and other financial information in accordance with the recognition and measurement principles laid down in the Accounting Standards prescribed under Section 133 of the Act read with relevant rules issued thereunder, in so far as they apply to banks, the relevant provisions of the Banking Regulation Act, 1949, the circulars, guidelines and directions issued by the RBI from time to time and other accounting principles generally accepted in India and in compliance with Regulation 33 and Regulation 52 read with Regulation 63(2) of the Listing Regulations. This responsibility also includes maintenance of adequate accounting records in accordance with the provisions of the Act for safeguarding the assets of the Bank and for preventing and detecting frauds and other irregularities; selection and application of appropriate accounting policies; making judgments and estimates that are reasonable and prudent; and the design, implementation and maintenance of adequate internal financial controls that were operating effectively for ensuring the accuracy and completeness of the accounting records, relevant to the preparation and presentation of the financial results that give a true and fair view and is free from material misstatement, whether due to fraud or error.

In preparing the financial results, the Board of Directors are responsible for assessing the Bank's ability, to continue as a going concern, disclosing, as applicable, matters related to going concern and using the going concern basis of accounting unless the Board of Directors either intends to liquidate the Bank or to cease operations, or has no realistic alternative but to do so.

The Board of Directors is also responsible for overseeing the financial reporting process of the Bank.

Auditor's Responsibilities for the Audit of the Financial Results

Our objectives are to obtain reasonable assurance about whether the Statement as a whole are free from material misstatement, whether due to fraud or error, and to issue an auditor's report that includes our opinion. Reasonable assurance is a high level of assurance but is not a guarantee that an audit conducted in accordance with SAs will always detect a material misstatement when it exists. Misstatements can arise from fraud or error and are considered material if, individually or in aggregate, they could reasonably be expected to influence the economic decisions of users taken on the basis of this Statement.

As part of an audit in accordance with SAs, we exercise professional judgment and maintain professional skepticism throughout the audit. We also:

- Identify and assess the risks of material misstatement of the Statement, whether due to fraud or error, design and perform audit procedures responsive to those risks, and obtain audit evidence that is sufficient and appropriate to provide a basis for our opinion. The risk of not detecting a material misstatement resulting from fraud is higher than for one resulting from error, as fraud may involve collusion, forgery, intentional omissions, misrepresentations, or the override of internal control.
- Obtain an understanding of internal control relevant to the audit in order to design audit procedures that are appropriate in the circumstances. Under Section 143(3) (i) of the Act, we are also responsible for expressing our opinion on whether the Bank has adequate internal financial controls with reference to financial statements in place and the operating effectiveness of such controls.
- Evaluate the appropriateness of accounting policies used and the reasonableness of accounting estimates and related disclosures specified under Regulation 33 and Regulation 52 read with Regulation 63 (2) of the Listing Regulations in the financial results made by the Board of Directors.
- Conclude on the appropriateness of the Board of Directors use of the going concern basis of accounting and, based on the audit evidence obtained, whether a material uncertainty exists related to events or conditions that may cast significant doubt on the ability of the Bank to continue as a going concern. If we conclude that a material uncertainty exists, we are required to draw attention in our auditor's report to the related disclosures in the financial results or, if such



disclosures are inadequate, to modify our opinion. Our conclusions are based on the audit evidence obtained up to the date of our auditor's report. However, future events or conditions may cause the Bank to cease to continue as a going concern.

- Evaluate the overall presentation, structure and content of the Statement, including the disclosures, and whether the Statement represent the underlying transactions and events in a manner that achieves fair presentation.

Materiality is the magnitude of misstatements in the financial results that, individually or in aggregate, makes it probable that the economic decisions of a reasonably knowledgeable user of the financial results may be influenced. We consider quantitative materiality and qualitative factors in (i) planning the scope of our audit work and in evaluating the results of our work; and (ii) to evaluate the effect of any identified misstatements in the financial results.

We communicate with those charged with governance regarding, among other matters, the planned scope and timing of the audit and significant audit findings, including any significant deficiencies in internal control that we identify during our audit.

We also provide those charged with governance with a statement that we have complied with relevant ethical requirements regarding independence, and to communicate with them all relationships and other matters that may reasonably be thought to bear on our independence, and where applicable, related safeguards.

Other Matters

The financial results include the results for the quarter ended 31st March 2025 being the balancing figure between the audited figures in respect of the financial year ended 31st March 2025 and the published unaudited year to date figures up to the third quarter of the current financial year which were subject to limited review by us.

The financial results dealt with by this report have been prepared for the express purpose of filing with National Stock Exchange of India Limited and BSE Limited. These results are based on and should be read with the Audited Financial Statements of the Bank, for the year ended 31st March, 2025 on which we have issued an unmodified audit opinion vide our report dated 29th April, 2025.

Our opinion is not modified in respect of these matters

Place: Noida
Date: 29th April, 2025



FOR SCV & CO. LLP
Chartered Accountants
Firm Registration No. 000235N/N500089

A handwritten signature in blue ink, appearing to read "Sunny Singh".

Sunny Singh
Partner
Membership No. 516834
ICAI UDIN: 25516834BMMNCO5254

CAPITAL SMALL FINANCE BANK LIMITED

Registered Office: MIDAS Corporate Park, 3rd Floor, 37, G.T. Road, Jalandhar – 144001, Punjab
Tel.:0181-5051111, 5052222 | Fax: 0181-5053333 | E-mail: investorrelations@capitalbank.co.in
CIN: L65110PB1999PLC022634

Statement of Audited Financial Results for the Quarter and Year ended March 31, 2025

(₹ in lacs except otherwise stated)

S. No	Particulars	Quarter ended			Year ended	
		March 31, 2025	December 31, 2024	March 31, 2024	March 31, 2025	March 31, 2024
		Audited Refer Note 7	Unaudited Refer Note 7	Audited Refer Note 7	Audited	Audited
1	Interest Earned (a)+(b)+(c)+(d)	23,146	23,497	20,420	90,850	79,433
	(a) Interest/discount earned on advances/bills	18,552	18,624	15,842	71,870	62,435
	(b) Income on Investments	3,129	3,134	2,982	12,282	11,216
	(c) Interest on balances with Reserve Bank of India and other interbank funds	1,421	1,672	1,552	6,504	5,564
	(d) Others	44	67	44	194	218
2	Other Income (refer note 13)	2,557	1,816	2,054	8,602	6,808
3	Total Income (1)+(2)	25,703	25,313	22,474	99,452	86,241
4	Interest Expended	12,840	12,785	11,746	49,830	44,918
5	Operating Expenses (i)+(ii)	8,179	7,748	6,783	31,079	25,833
	i. Employee cost	3,836	3,712	3,113	14,857	12,458
	ii. Other operating expenses	4,343	4,036	3,670	16,222	13,375
6	Total Expenditure (4)+(5) (excluding provisions and contingencies)	21,019	20,533	18,529	80,909	70,751
7	Operating Profit before Provisions and Contingencies (3)-(6)	4,684	4,780	3,945	18,543	15,490
8	Provisions (other than tax) and Contingencies	185	216	182	1,030	669
9	Exceptional Items	-	-	-	-	-
10	Profit from Ordinary Activities before tax (7)-(8)-(9)	4,499	4,564	3,763	17,513	14,821
11	Tax Expense	1,075	1,159	942	4,348	3,668
12	Net Profit from Ordinary Activities after tax (10)-(11)	3,424	3,405	2,821	13,165	11,153
13	Extraordinary Items (net of tax expense)	-	-	-	-	-
14	Net Profit for the period/year (12)-(13)	3,424	3,405	2,821	13,165	11,153
15	Paid up equity share capital (Face Value of ₹10/- each)	4,525	4,525	4,504	4,525	4,504
16	Reserves excluding Revaluation Reserves	-	-	-	1,29,489	1,15,238
17	Analytical Ratios and other disclosure					
	i. Percentage of shares held by Government of India	-	-	-	-	-
	ii. Capital Adequacy Ratio (Refer Note 9)	25.39%	25.82%	27.39%	25.39%	27.39%
	Tier-I Ratio	21.71%	21.87%	22.80%	21.71%	22.80%
	iii. Earnings per share (before and after extraordinary items, net of tax expense)					
	Basic EPS (₹) (non-annualized)	7.57	7.55	6.88	29.18	30.65
	Diluted EPS (₹) (non-annualized)	7.53	7.54	6.87	29.09	30.45
	iv. NPA Ratios					
	(a) Gross NPAs	18,534	18,230	17,018	18,534	17,018
	(b) Net NPAs	9,184	9,060	8,508	9,184	8,508
	(c) % of Gross NPAs to Gross Advances	2.58%	2.67%	2.76%	2.58%	2.76%
	(d) % of Net NPAs to Net Advances	1.30%	1.35%	1.40%	1.30%	1.40%
	v. Return on Assets ¹ (annualized)	1.36%	1.37%	1.23%	1.35%	1.27%
	vi. Net worth ²	1,33,447	1,29,471	1,18,992	1,33,447	1,18,992
	vii. Operating Margin ³	18.22%	18.88%	17.55%	18.65%	17.96%
	viii. Net Profit Margin ⁴	13.32%	13.45%	12.55%	13.24%	12.93%
	ix. Debt-Equity Ratio ⁵	0.24	0.27	0.39	0.24	0.39
	x. Total Debt to Total Assets ⁶	3.17%	3.47%	5.08%	3.17%	5.08%
	xi. Outstanding redeemable preference shares ⁷	-	-	-	-	-
	xii. Capital redemption reserve ⁸	-	-	-	-	-
	xiii. Debenture redemption reserve ⁸	-	-	-	-	-

¹Return on Assets means the ratio of profit after tax to average monthly total assets

²Net worth is computed as per RBI Master Circular No. RBI/2015-16/70 DRR.No.Dir.BC.12/13.03.00/2015-16 on Exposure Norms dated July 1, 2015. Net worth as at March 31, 2025 also includes Available for Sale ('AFS') Reserve. Previous period figures have been recomputed accordingly.

³Operating Margin means Operating profit before provisions and contingencies to total income

⁴Net Profit Margin means Net Profit to total income

⁵The Bank follows the guidelines issued by the Reserve Bank of India (RBI) from time to time with regard to the Capital Adequacy Ratio. Accordingly, debt-equity ratio is not applicable on the Bank. However, the Debt Equity Ratio is calculated as total borrowings to share capital plus reserves & surplus

⁶Total Debts to Total assets means the ratio of total borrowings to total assets

⁷The Bank has not issued any redeemable preference shares

⁸As per the Companies Act, 2013, the Bank is not required to create capital/debenture redemption reserve. However, the Bank has created Recovery Expense Fund Account with BSE Limited

*Being a Banking Company, the following ratio disclosure is not applicable as per SEBI (LODR), 2015 & Indian Banks' Association (IBA) letter bearing reference no. COB/Cir/LoRD/2021-22/10718 dated December 22, 2021:

- | | |
|--------------------------------------|--|
| 1. Debt Service Coverage Ratio | 5. Bad Debts to Account Receivable Ratio |
| 2. Interest Service Coverage Ratio | 6. Current Liability Ratio |
| 3. Current Ratio | 7. Debtors Turnover |
| 4. Long term Debt to Working Capital | 8. Inventory Turnover |



CAPITAL SMALL FINANCE BANK LIMITED

Registered Office: MIDAS Corporate Park, 3rd Floor, 37, G.T. Road, Jalandhar – 144001, Punjab
Tel.:0181-5051111, 5052222 | Fax: 0181-5053333 | E-mail: investorrelations@capitalbank.co.in
CIN: L6S110PB1999PLC022634

Segment information in accordance with the RBI Guidelines and Accounting Standard on Segment Reporting (AS-17) of the operating segments of the Bank

(₹ in lacs)

S. No.	Particulars	Quarter ended			Year ended	
		March 31, 2025	December 31, 2024	March 31, 2024	March 31, 2025	March 31, 2024
		Audited Refer Note 7	Unaudited Refer Note 7	Audited Refer Note 7	Audited	Audited
1	Segment Revenue					
a)	Treasury	4,589	4,820	4,587	18,919	16,862
b)	Retail Banking	22,147	22,183	20,556	86,797	77,475
c)	Wholesale Banking	2,494	2,294	1,775	9,100	6,714
d)	Other Banking Operations	1,010	946	888	3,951	3,095
e)	Unallocated	-	-	-	-	-
	Less: Inter Segment Revenue	(4,537)	(4,930)	(5,332)	(19,315)	(17,905)
	Income from Operations	25,703	25,313	22,474	99,452	86,241
2	Segment Results					
a)	Treasury	450	342	(451)	1,210	355
b)	Retail Banking	6,033	6,127	4,878	23,671	20,412
c)	Wholesale Banking	308	162	175	913	634
d)	Other Banking Operations	954	888	839	3,713	2,865
e)	Unallocated	-	-	-	-	-
	Total	7,745	7,519	5,441	29,507	24,266
	Less: (i) Interest	(633)	(632)	(657)	(2,543)	(2,614)
	(ii) Other Unallocable Expenditure net off Unallocable Income	(2,613)	(2,323)	(1,021)	(9,451)	(6,831)
	Total Profit Before Tax	4,499	4,564	3,763	17,513	14,821
3	Segment Assets					
a)	Treasury	2,36,406	2,72,086	2,52,766	2,36,406	2,52,766
b)	Retail Banking	6,66,888	6,39,978	5,98,165	6,66,888	5,98,165
c)	Wholesale Banking	1,01,436	1,00,079	72,572	1,01,436	72,572
d)	Other Banking Operations	663	728	442	663	442
e)	Unallocated	5,358	5,578	5,583	5,358	5,583
	Total Assets	10,10,751	10,18,449	9,29,528	10,10,751	9,29,528
4	Segment Liabilities					
a)	Treasury	-	-	-	-	-
b)	Retail Banking	7,83,002	7,97,753	7,25,839	7,83,002	7,25,839
c)	Wholesale Banking	64,528	61,602	54,160	64,528	54,160
d)	Other Banking Operations	7	1	32	7	32
e)	Unallocated	29,200	28,892	29,755	29,200	29,755
	Total Liabilities	8,76,737	8,88,248	8,09,786	8,76,737	8,09,786
5	Capital and Reserves	1,34,014	1,30,201	1,19,742	1,34,014	1,19,742
6	Total (4+5)	10,10,751	10,18,449	9,29,528	10,10,751	9,29,528

-The Bank is operating in domestic segment, so there is only one geographic segment.

-Inter Segment transactions are based on transfer pricing as determined by the management.

-The RBI vide its circular dated April 07, 2022 on establishment of Digital Banking Units (DBUs), has prescribed reporting of Digital Banking Segment as a sub-segment of Retail Banking Segment. The Bank has not setup any DBU so far and hence DBU has not been disclosed as a separate segment.

Notes:

1. Statement of Assets and Liabilities is as below:

(₹ in lacs)

Particulars	As at March 31, 2025 Audited	As at March 31, 2024 Audited
CAPITAL AND LIABILITIES		
Capital	4,525	4,504
Reserves and Surplus	1,29,489	1,15,238
Deposits	8,32,260	7,47,774
Borrowings	32,058	47,225
Other Liabilities and Provisions	12,419	14,787
Total	10,10,751	9,29,528
ASSETS		
Cash and Balances with Reserve Bank of India	64,984	56,898
Balances with Banks and Money at call and short notice	34,988	75,218
Investments	1,81,945	1,70,571
Advances	7,09,039	6,07,469
Fixed Assets	8,775	8,373
Other Assets	11,020	10,999
Total	10,10,751	9,29,528
Contingent Liabilities	7,861	6,300
Bills for Collection	-	-



CAPITAL SMALL FINANCE BANK LIMITED

Registered Office: MIDAS Corporate Park, 3rd Floor, 37, G.T. Road, Jalandhar – 144001, Punjab
 Tel.: 0181-5051111, 5052222 | Fax: 0181-5053333 | E-mail: investorrelations@capitalbank.co.in
 CIN: L65110PB1999PLC022634

2. Cash Flow Statement is as below:

(₹ in Lacs)

Particulars	Year ended March 31, 2025	Year ended March 31, 2024
	Audited	Audited
Cash Flow from Operating Activities		
Net Profit before Taxes	17,513	14,821
Adjustment For:		
Depreciation Charge on Fixed Assets	1,699	1,690
Loan Loss Provision	1,030	669
Amortization of premium/(discount) on investments	332	291
Profit on Sale of Fixed Assets	(2)	(12)
Employee Stock Option Expense	490	419
Depreciation/(Reversal of Depreciation) on Investments	-	(74)
Operating profit before working capital changes	21,062	17,804
Adjustment For:		
Decrease/(Increase) in Term Deposits with other Banks	38,935	(26,717)
(Increase) in Investments (other than HTM Investments)	(6,956)	(7,187)
(Increase) in Advances	(1,02,409)	(65,253)
Increase in Deposits	84,486	91,712
(Increase)/Decrease in Other Assets	(279)	375
(Decrease)/Increase in Other Liabilities & Provision	(2,558)	4,955
Cash Flow from Operating Activities	32,281	15,689
Direct Taxes Paid (net of refunds)	(4,332)	(4,100)
Net Cash Flow from Operating Activities	27,949	11,589
Cash Flow from Investing Activities		
Purchase of Fixed Assets	(2,119)	(1,845)
Proceeds from Sale of Fixed Assets	20	54
Investments in HTM securities (Net)	(3,546)	(14,743)
Net Cash Flow used in Investing Activities	(5,645)	(16,534)
Cash Flow from Financing Activities		
Proceeds from issue of share capital including Share Premium	195	50,053
Share issue expenses	-	(2,458)
Net Proceeds from the new issue of Unsecured Redeemable Non-Convertible Bonds/ (Redemption of Bonds)	(947)	2,286
Net (Decrease) in Borrowings/ Refinance	(14,220)	(27,199)
Dividend Payment	(541)	(424)
Net Cash Flow (used in)/from Financing Activities	(15,513)	22,258
Net Increase in Cash & Cash Equivalents	6,791	17,313
Cash & Cash Equivalents in the beginning of the year	66,507	49,194
Cash & Cash Equivalents at the end of the year	73,298	66,507

3. The above financial results for the quarter and year ended March 31, 2025 have been reviewed by the Audit Committee at its meeting held on April 28, 2025 and were recommended to the Board of Directors for approval. The Board of Directors of the Bank have considered and approved the same at its meeting held on April 29, 2025. The results have been audited by the Statutory Auditors of the Bank and they have issued their unmodified Audit Report thereon.
4. These financial results of the Bank have been prepared in accordance with Banking Regulation Act 1949, generally accepted accounting principles in India, recognition and measurement principles laid down in Accounting Standard -25 'Interim Financial Reporting' ('AS-25'), as prescribed under Section 133 of the Companies Act, 2013 read with relevant rules issued thereunder, in so far as they apply to the Bank, the circulars, guidelines and directions issued by the Reserve Bank of India (RBI) from time to time (the "RBI Guidelines") and is in compliance with the presentation and disclosure requirements of Regulation 33 and 52 read with Regulation 63(2) of the SEBI (Listing Obligations and Disclosure Requirements) Regulations, 2015, as amended.
5. The Bank has applied its significant accounting policies in the preparation of these financial results, consistent with those followed in the annual financial statements for the year ended March 31, 2024 except for:
- Classification, measurement and valuation of the Bank's Investments which are carried out in accordance with RBI Master Direction - Classification, Valuation and Operation of Investment Portfolio of Commercial Banks (Directions), 2023 dated September 12, 2023 ('the RBI Investment Master Directions') effective from April 01, 2024. Consequently, the Bank has accounted net gain of ₹173 lacs (net of applicable taxes) and ₹126 lacs in General Reserve and AFS Reserve respectively, resulting into net positive impact on the net worth of the Bank as on date of transition, i.e., April 01, 2024. The Bank has also transferred balance in Investment Reserve amounting to ₹95 lacs to the General Reserve in compliance with these Directions.
- Subsequent changes in fair value of performing investments under AFS and Fair Value Through Profit and Loss ('FVTPL') (including Held for Trading ('HFT')) categories at March 31, 2025 have been recognised through AFS Reserve and Profit and Loss account respectively.
- Accordingly, the amounts for previous periods are not comparable.
- With effect from May 15, 2024, the Bank has changed its policy in respect of the order of priority, for appropriation of recoveries in non-performing accounts. The impact of the such change on the financial results is not material.
6. Any application / guidance / clarifications / circulars / directions issued by the RBI or other regulators are implemented prospectively as and when they become applicable. Unless specifically required under those application guidance / clarifications / circulars / directions otherwise.



CAPITAL SMALL FINANCE BANK LIMITED

Registered Office: MIDAS Corporate Park, 3rd Floor, 37, G.T. Road, Jalandhar – 144001, Punjab
Tel.: 0181-5051111, 5052222 | Fax: 0181-5053333 | E-mail: investorrelations@capitalbank.co.in
CIN: L65110PB1999PLC022634

7. The figures of the quarter are the balancing figures between figures in respect of the year-to-date figures and the published figures upto previous quarter.
8. During the year ended March 31, 2025, the Bank has allotted 2,04,417 equity shares (nil during the quarter ended March 31, 2025) pursuant to the exercise of options under the approved employee stock option schemes.

During the year ended March 31, 2024, the Bank has issued and allotted:

- 96,15,384 equity shares having face value of ₹10/- each at a premium of ₹458/- (i.e., at the total issue price of ₹468/-) per equity share aggregating to ₹45,000 lacs, as public issue in Initial Public Offering (IPO) and got listed on BSE Limited ("BSE") and National Stock Exchange of India Limited ("NSE") on February 14, 2024 for which the Bank has incurred share issue expenses of ₹2,458 lacs towards IPO activity which has been charged off to share premium account in accordance with section 52 of Companies Act, 2013;
 - 10,57,700 equity shares having face value of ₹10/- each at a premium of ₹458/- (i.e., at the total issue price of ₹468/-) per equity share aggregating to ₹4,950 lacs on a private placement basis under preferential allotment; and
 - 1,16,982 equity shares to employees of the Bank in form of employee stock option as per the ESOP plans of the Bank.
9. Capital to risk-weighted asset ratio of the Bank has been computed in accordance with the Reserve Bank of India ('RBI') circular no DBR. NBD. No.26/16.13.218/2016-17, dated October 06, 2016 on "Operating Guidelines for Small Finance Banks". The Bank has followed Basel II Standardized Approach for credit risk. Market risk and operation risk has not been considered for measurement of Capital Adequacy Ratio as per the letter issued by the Reserve Bank of India vide reference number DBR.NBD.No.4502/16.13.218/2017-18 dated November 08, 2017 to all the small finance banks.
10. The Board of Directors at its meeting held on April 29, 2025 have proposed a dividend of ₹4.00 (₹1.20 per share for the previous year) per equity share having face value of ₹10 each. The effect of proposed dividend has been reckoned in determining capital funds for computation of capital adequacy ratio as on March 31, 2025 and March 31, 2024. Further, the declaration and payment of dividend is subject to requisite approvals.
11. Details of restructuring under "Resolution Framework – 1.0: Resolution Framework for COVID-19-related Stress" and "Resolution Framework – 2.0: Resolution of Covid-19 related stress of Individuals and Small Businesses" during the year ended March 31, 2025 is as under:

Type of borrower	Exposure to accounts classified as Standard consequent to implementation of resolution plan – Position as on September 30, 2024 (A) ¹	Of (A), aggregate debt that slipped into NPA during the half-year ended March 31, 2025	Of (A) amount written off during the half-year ended March 31, 2025	Of (A) amount paid by the borrowers during the half-year ended March 31, 2025 ²	Exposure to accounts classified as Standard consequent to implementation of resolution plan – Position as on March 31, 2025
Personal Loans	1,292	22	-	89	1,181
Corporate persons*	-	-	-	-	-
Of which MSMEs	-	-	-	-	-
Others	89	-	-	12	77
Total	1,381	22	-	101	1,258

* As defined in Section 3(7) of the Insolvency and Bankruptcy Code, 2016

¹ includes requests received till September 30, 2021 implemented subsequently

² Net of increase in exposure during the period

12. During the quarter and year ended March 31, 2025, the Bank has not transferred/acquired any stressed loan or loan not in default under the master directions of Reserve Bank of India on Transfer of Loan Exposures dated September 24, 2021, updated as on December 05, 2022.
13. Other income relates to income from commission, exchange & brokerage, profit/fee earned on sale of third-party products, profit/loss on sale/revaluation on investments, profit on exchange transactions, etc.
14. In accordance with the Reserve Bank of India guidelines, Pillar 3 disclosure, leverage ratio, liquidity coverage ratio, net stable funding ratio and main features of capital instruments are available at <https://www.capitalbank.co.in/investors/regulatory-disclosures>. The disclosures has not been subjected to audit.
15. The Bank does not have any subsidiary/associate/joint venture company(ies), hence consolidation is not applicable.
16. Figures of the previous periods/years have been regrouped/reclassified wherever necessary to conform to current period's classification.

Date: April 29, 2025
Place: Jalandhar



For and on behalf of the Board of Directors of
Capital Small Finance Bank Limited

Sarjit Singh Samra
Sarjit Singh Samra
Managing Director
DIN: 00477444



CSFB.2025-26/47

April 29, 2025

BSE Limited
Listing Compliance
Phiroze Jeejeebhoy Towers
Dalal Street
Mumbai 400 001
Maharashtra

National Stock Exchange of India Limited
The Listing Department,
Exchange Plaza,
Bandra Kurla Complex,
Mumbai - 400 051
Maharashtra

Scrip Code: 544120, 951995 & 953739

Symbol: CAPITALSFB

Dear Sir/ Madam,

Subject: Declaration regarding Audit Reports with unmodified opinion for the Financial Year ended on March 31, 2025 pursuant to Regulation 33(3)(d) & 52(3)(a) of the SEBI (Listing Obligations and Disclosure Requirements) Regulations, 2015 ("Listing Regulations")

Pursuant to the requirement of Regulation 33(3)(d) & 52(3)(a) of the SEBI (Listing Obligations and Disclosure Requirements) Regulations, 2015 we hereby declare that M/s S C V & Co. LLP, Chartered Accountants (FIRM REGISTRATION No. 000235N/N500089) Statutory Auditor of the Bank have submitted the Audit report with unmodified opinion for Annual Audited Financial results/statements of the Bank for the Financial Year ended on March 31, 2025.

Web request you to take the above on records.

Thanking You,
Yours faithfully


For **Capital Small Finance Bank Limited**



Aseem Mahajan
Chief Financial Officer
Place: Jalandhar

Capital Small Finance Bank Limited

Regd. & Head Office.: 'MIDAS Corporate Park', 3rd Floor, 37, G.T. Road, Jalandhar-144001,INDIA
Tel.: 0181-5051111, 5052222 | Fax : 0181-5053333 | e-mail : mail@capitalbank.co.in | www.capitalbank.co.in

 www.facebook.com/capitalbankindia | CIN : L65110PB1999PLC022634

Growth-Steady
FUTURE-READY



Capital Small Finance Bank 

**Investor Presentation
Q4FY25 | FY25**

This presentation and the accompanying slides (the “Presentation”), which have been prepared by **Capital Small Finance Bank Limited (the “Company”)**, have been prepared solely for information purposes and do not constitute any offer, recommendation or invitation to purchase or subscribe for any securities, and shall not form the basis or be relied on in connection with any contract or binding commitment whatsoever. No offering of securities of the Company will be made except by means of a statutory offering document containing detailed information about the Company.

This Presentation has been prepared by the Company based on information and data which the Company considers reliable, but the Company makes no representation or warranty, express or implied, whatsoever, and no reliance shall be placed on, the truth, accuracy, completeness, fairness and reasonableness of the contents of this Presentation. This Presentation may not be all inclusive and may not contain all of the information that you may consider material. Any liability in respect of the contents of, or any omission from, this Presentation is expressly excluded.

This presentation contains certain forward-looking statements concerning the Company’s future business prospects and business profitability, which are subject to a number of risks and uncertainties and the actual results could materially differ from those in such forward looking statements. The risks and uncertainties relating to these statements include, but are not limited to, risks and uncertainties regarding fluctuations in earnings, our ability to manage growth, competition (both domestic and international), economic growth in India and abroad, ability to attract and retain highly skilled professionals, time and cost over runs on contracts, our ability to manage government policies and actions regulations, interest and other fiscal costs generally prevailing in the economy. The Company does not undertake to make any announcement in case any of these forward-looking statements become materially incorrect in future or update any forward-looking statements made from time to time by or on behalf of the Company.

Differentiated Bank focused on middle-income segment

Experience of over 2 decades in the Banking Industry*



Diversified Credit Portfolio with Zero direct Microfinance Exposure

Advances: INR 7,184 cr
+18% CAGR[^]

- Diversified Loan book with Zero direct Microfinance Exposure
- 99.8% secured loans
- Average Ticket Size (ATS) of INR 16 lakhs
- Loan book mix across Agricultural, Mortgage, MSME, Trading & other business and Others



Embracing Retail Liability Strategy

Deposits: INR 8,323 cr
+15% CAGR[^]

- Retail focused liability franchise with retail-deposit share of 92.5%
- High CASA ratio 36.9% resulting into lower Cost of Deposit
- High Rollover ratio of 89% depicting a stable deposit base



Consistent Profitability Growth

PAT: INR 132 cr
+38% CAGR[^]

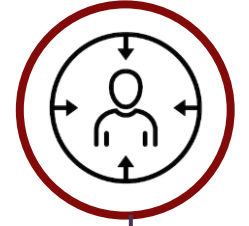
- Demonstrated and sustained improvements in return metrics
- ROA 1.4%
- Consistently increasing NIM, consequent to accelerating CD ratio



Robust Asset Quality

GNPA 2.6%; NNPA 1.3%

- One of the lowest write-offs in the Banking industry with zero NPA sell-off
- Credit Cost of 0.1%
- Strong underwriting capabilities, visibility of borrower cash-flow, primary banking approach; key contributor to low credit cost



Targeted towards Middle-income customer segment

7.8 Lakhs+ customers

- Focus on primary banking relationship
- Providing a holistic range of product suite across all branches and one-stop-shop for all the financial needs of the customers
- Emphasis on rural and semi-urban areas

All figures are as of/for the FY25

*Operated as a Local Area Bank from 2000-2016

[^]CAGR (FY2019-25)

Highlights of our Progress in FY25



Gross Advances

Rs. 7,184 crores
as of March 2025

+18 CAGR[^]
+17% YoY
+6% QoQ



Profit After Tax

Rs. 132 crores (FY25)
Rs. 34 crores (Q4FY25)

+38% CAGR[^]
+18% YoY
+21% QoQ*



CASA Ratio

36.9%
as of March 2025



Retail Deposit Ratio

92.5%
as of March 2025



Deposits

Rs. 8,323 crores
as of March 2025

+15% CAGR[^]
+11% YoY



ROA

1.4%
as of March 2025

2.6x
(since FY19)



Asset Quality

2.58%/1.30%
GNPA/NNPA



CRAR

25.4%
Core CRAR 21.7%



Disbursement

Rs. 2,846 crores (FY25)
Rs. 765 crores (Q4FY25)

+38% YoY
+13% QoQ*



ROE

10.4%
as of March 2025

1.3x
(since FY19)



Collection Efficiency

98.7%
Q4FY25



Branch Network

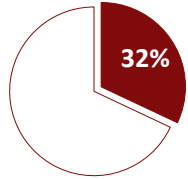
195 branches
across 5 states
And 2 Union Territories

CASA calculated as total CASA divided by total deposits
[^]CAGR (FY2019-25)
*Q-o-Q calculated as Q4FY25 over Q4FY24

ROE is calculated as % of Avg Equity
ROA is calculated as % of Avg Assets

AUM of Rs
1,414 Cr

Agricultural Loans



- Kisan Credit Card
- Agricultural Term Loan

INR 2,335 crores
as of March 2025

Rs. 2,199 crores (Q3FY25)
Rs. 2,293 crores (FY24)

INR 1.26 mn

Rs. 1.25 mn (Q3FY25)
Rs. 1.24 mn (FY24)

2.06%

as of March 2025

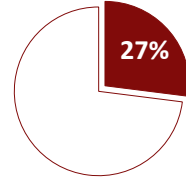
1.94% (Q3FY25)
1.69% (FY24)

12.64%

as of March 2025

12.56% (Q3FY25)
12.08% (FY24)

Mortgage Loans



- Housing Loan
- Loan Against Property

INR 1,923 crores
as of March 2025

Rs. 1,861 crores (Q3FY25)
Rs. 1,624 crores (FY24)

INR 1.28 mn

Rs. 1.25 mn (Q3FY25)
Rs. 1.17 mn (FY24)

0.82%

as of March 2025

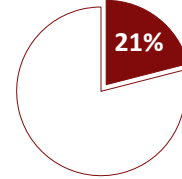
0.92% (Q3FY25)
0.86% (FY24)

11.67%

as of March 2025

11.78% (Q3FY25)
11.81% (FY24)

MSME & Trading Loans



- Working Capital facility (CC / OD/WCTL)
- Project Financing
- Machinery Loans

INR 1,512 crores
as of March 2025

Rs. 1,425 crores (Q3FY25)
Rs. 1,182 crores (FY24)

INR 2.19 mn

Rs. 2.10 mn (Q3FY25)
Rs. 1.86 mn (FY24)

1.80%

as of March 2025

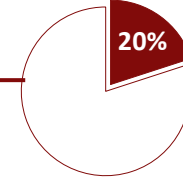
2.13% (Q3FY25)
2.73% (FY24)

10.74%

as of March 2025

10.71% (Q3FY25)
10.74% (FY24)

Other Loans



Corporate loans:

- Term loans to NBFCs
- Term Loans to MFIs

INR 898 crores
as of March 2025

Rs. 845 crores (Q3FY25)
Rs. 566 crores (FY24)

INR 235.63 mn

Rs. 223.25 mn (Q3FY25)
Rs. 171.9 mn (FY24)

NIL

as of March 2025

NIL (Q3FY25)
NIL (FY24)

10.93%

as of March 2025

11.06% (Q3FY25)
11.15% (FY24)

Consumption & other loans:

- Auto Loans
- Personal Loans
- Gold Loans

INR 516 crores
as of March 2025

Rs. 486 crores (Q3FY25)
Rs. 495 crores (FY24)

INR 0.80 mn

Rs. 0.78 mn (Q3FY25)
Rs. 0.79 mn (FY24)

0.44%

as of March 2025

0.38% (Q3FY25)
0.35% (FY24)

9.75%

as of March 2025

9.72% (Q3FY25)
9.72% (FY24)



Gross Advances



ATS



NNPA



Interest
Yield



Granular loan book
portfolio ATS of Rs.
15.9 lakhs



Focus on middle-
income customer
segment



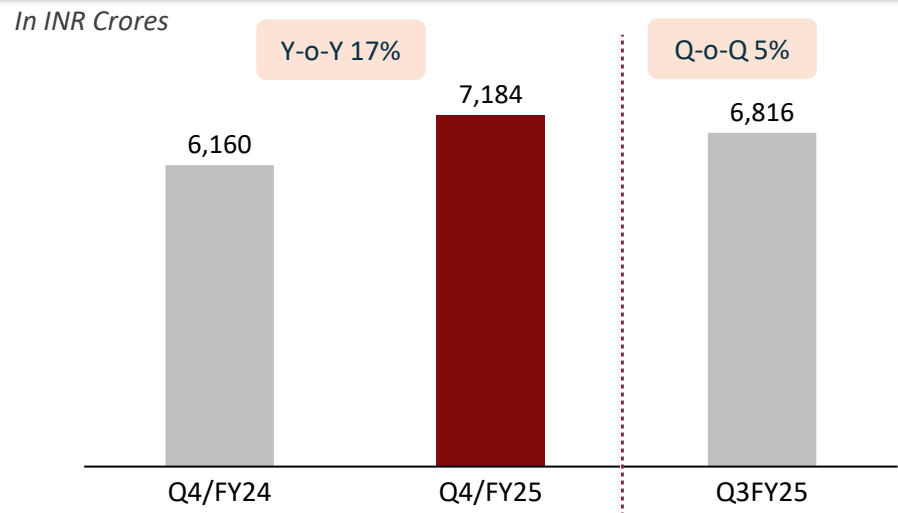
Emphasis on secured
lending with 99%+
secured



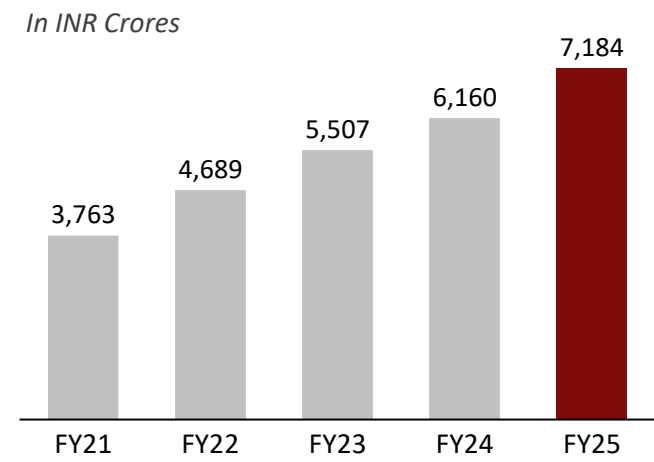
Endeavour to be a full
suite banker for the
customer

Diversified & Secured Advance Portfolio

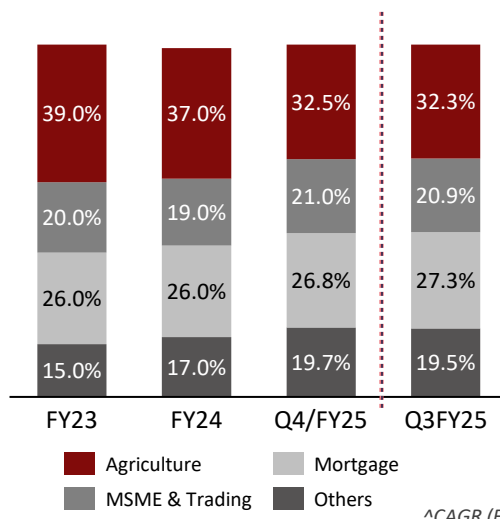
Gross Loan Book



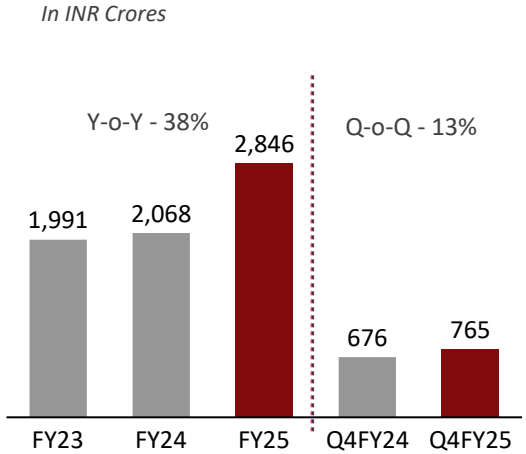
CAGR[^] - 18%



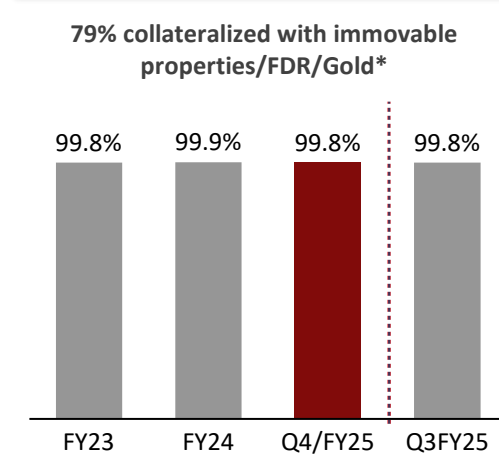
Diversified Portfolio & non reliance on MFI segment



Healthy Disbursement



Emphasis on Secured Lending

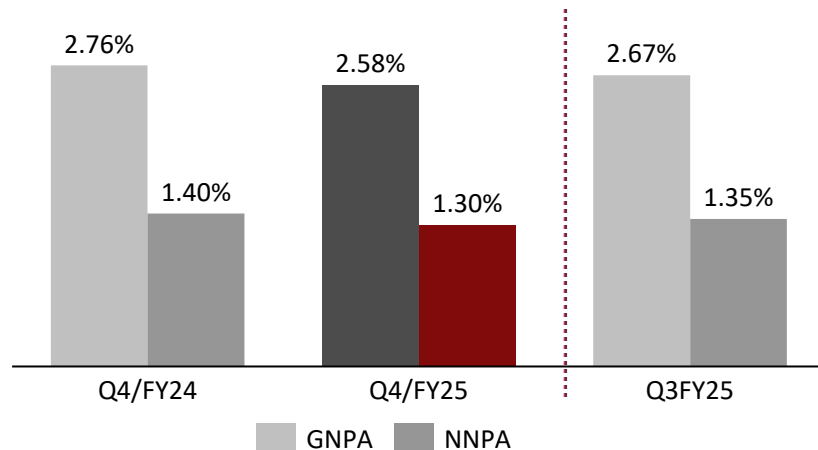


- Focus on middle income customer segment, with endeavour to be the full suite Banker (Portfolio ATS of INR 16 lacs)
- Diversified portfolio with each segment witnessed multiple cycles
- Continued focused on secured lending

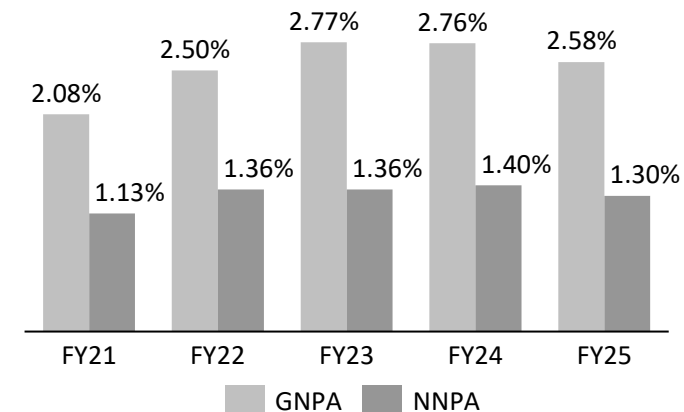
[^]CAGR (FY2019-25)
*Data as on March 2025

Industry Leading Asset Quality signifying underwriting strength

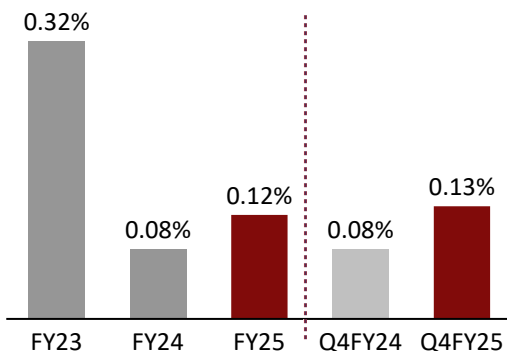
Asset Quality



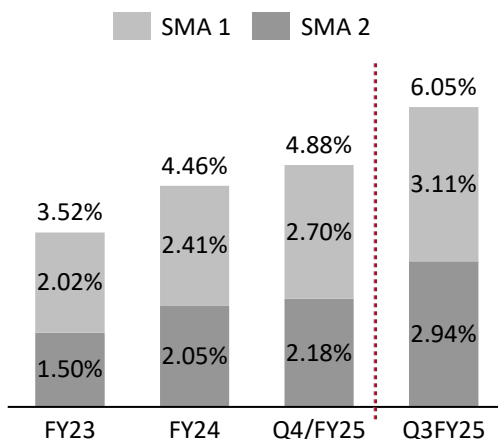
Asset Quality (Y-o-Y)



Credit Cost²



SMA 1 & 2 (%)



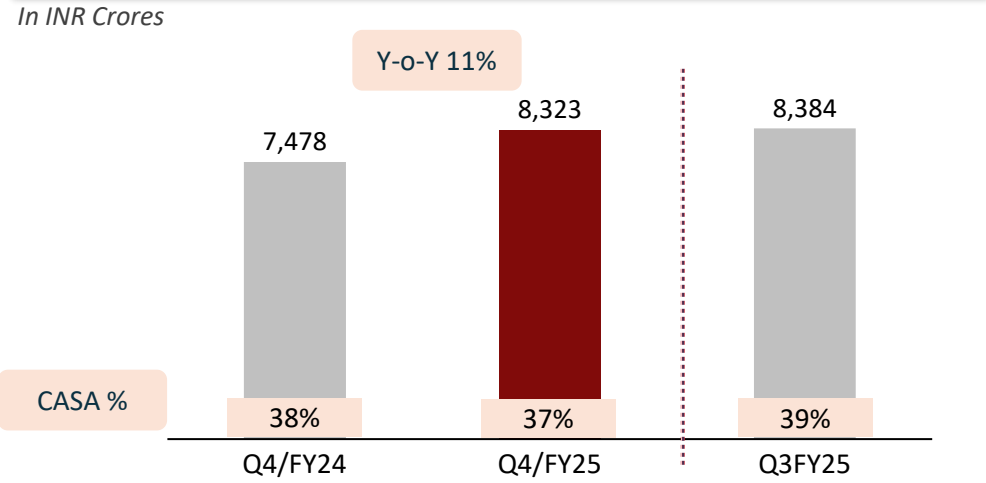
NPA Table (INR Crores)	FY23	FY24	FY25	Q3 FY25	Q4 FY25
Opening NPAs	117.1	152.6	170.2	175.3	182.3
Additions	154.4	128.4	84.4	21.7	24.6
Upgradations & Recovery	118.8	110.5	68.8	14.6	21.3
Write offs	0.1	0.3	0.5	0.1	0.3
Closing NPAs	152.6	170.2	185.3	182.3	185.3

- Focus on secured products with strong underwriting capabilities resulting in one of the lowest NPAs
- Being PRIMARY BANKER, better visibility of borrowers cash flow: follow conservative LTV approach
- Emphasis on collection and resolutions even for sticky loans – close to ZERO write-offs and NIL NPA sell-off

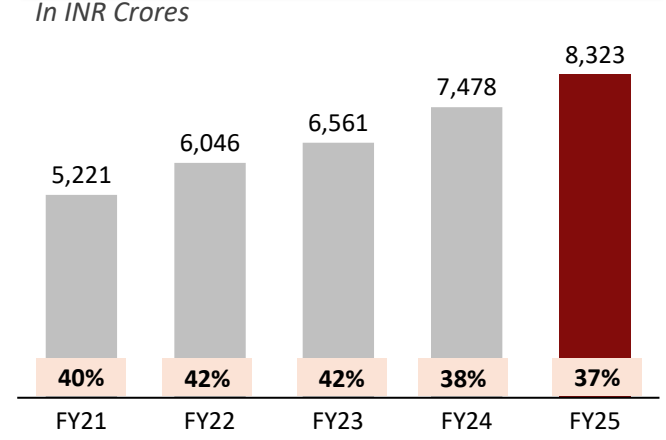
1. Write offs includes technical write offs
 2. Credit cost includes write offs, provisions for expected loan losses on standard assets; and recoveries from non – performing assets (NPAs)

Retail Focused Liability Franchise with High Share of CASA

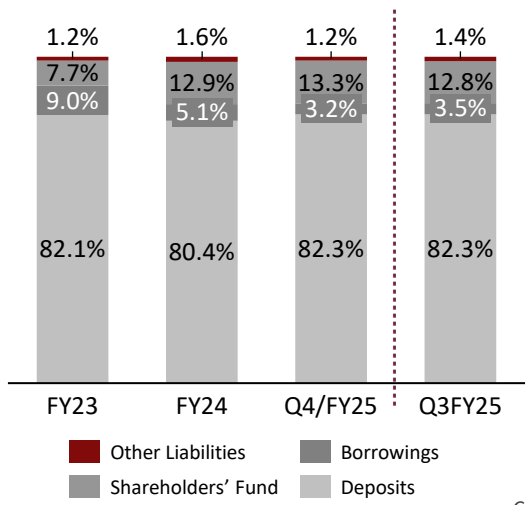
Total Deposits



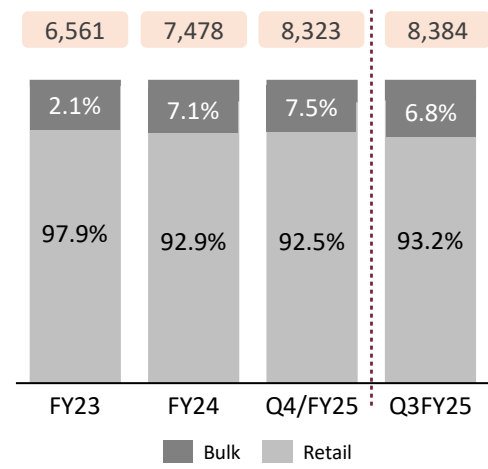
CAGR^ - 15%



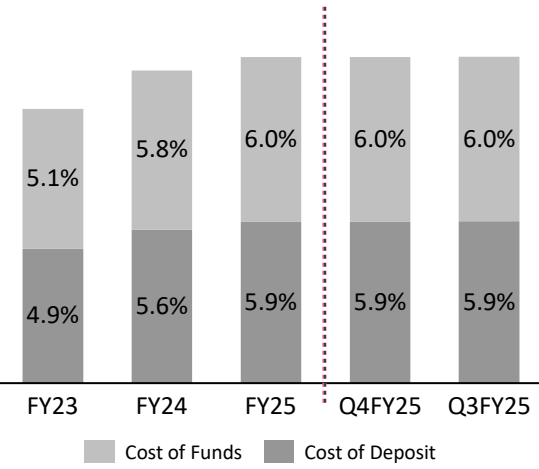
Funding Mix – Positively skewed towards Deposits



Retail centric deposit franchise



Leading to low financial cost



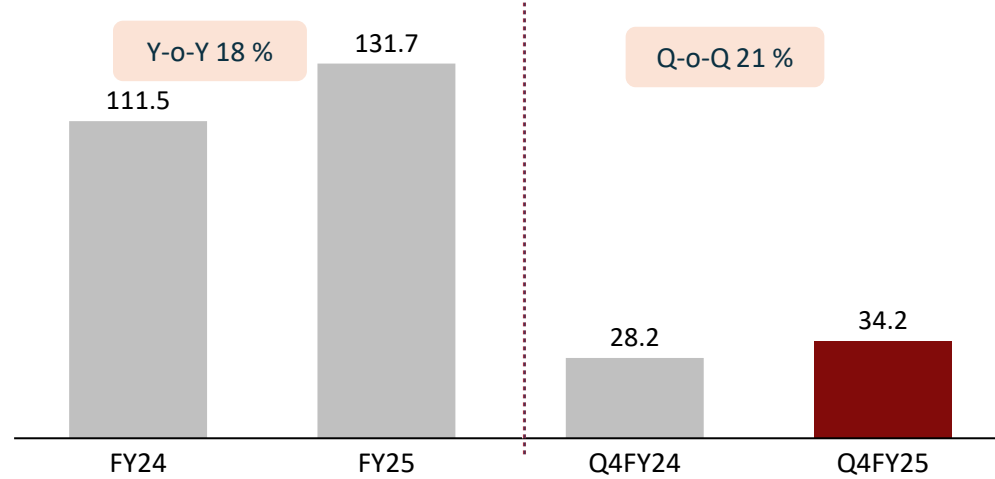
- Consciously calibrated deposit growth owing to low CD ratio and high leverage ratio before growth capital infusion
- Ability to quickly ramp up deposit mobilization
- Focus on granular & retail centric deposits, with less reliance on Bulk deposits
- Consistent Rollover ratio of term deposits ~90%+
- Consistently maintaining high CASA ratio (interest on saving bank accounts is 3.5%)

CASA calculated as total CASA divided by total deposits
 ^CAGR (FY2019-25)

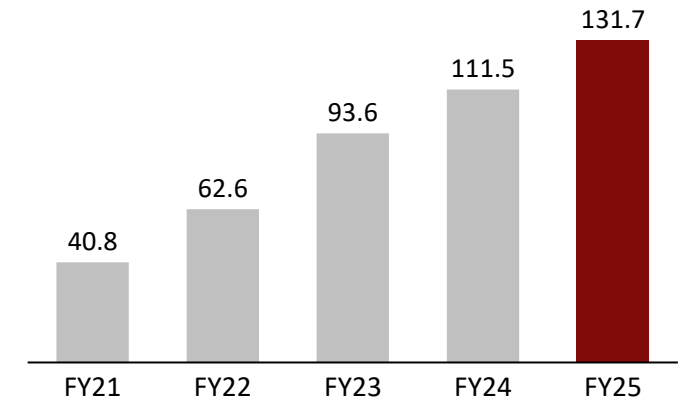
Consistently Improving Profitability

Profit After Tax

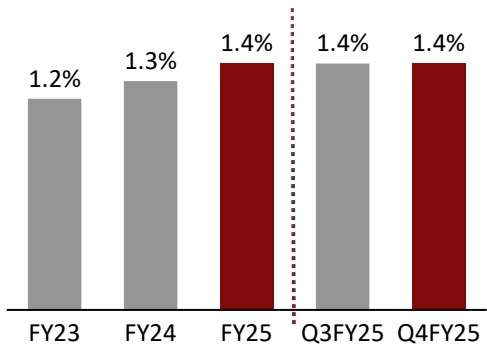
In INR Crores



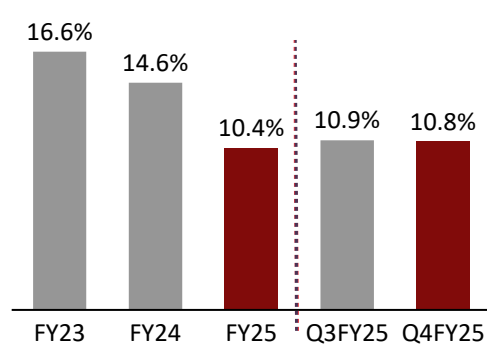
CAGR[^] - 38%



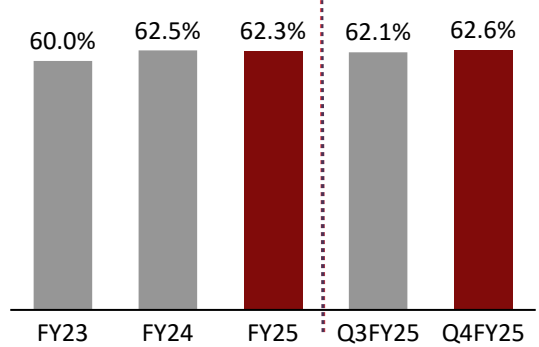
RoA¹



RoE²



Cost to Income Ratio



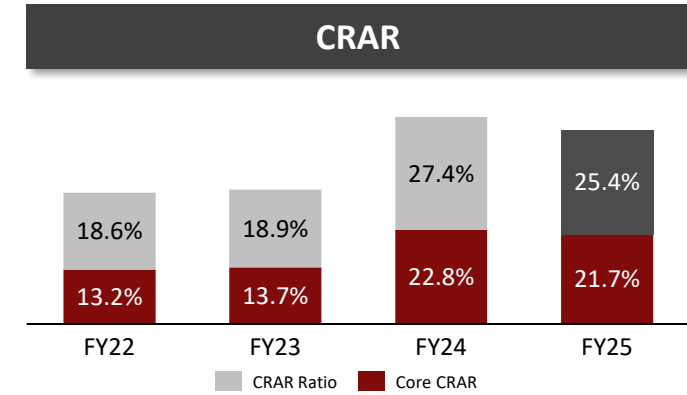
- Demonstrated consistent improvement in return metrics: ROA 2.6x since FY19
- Growth drivers includes improving CD ratio resulting in acceleration in NIMs and increasing non fund based income

1. ROA is calculated as % to Avg Assets
 2. ROE is calculated as % of Avg Equity
 3. ^CAGR (FY2019-25)

.....And Return Ratios

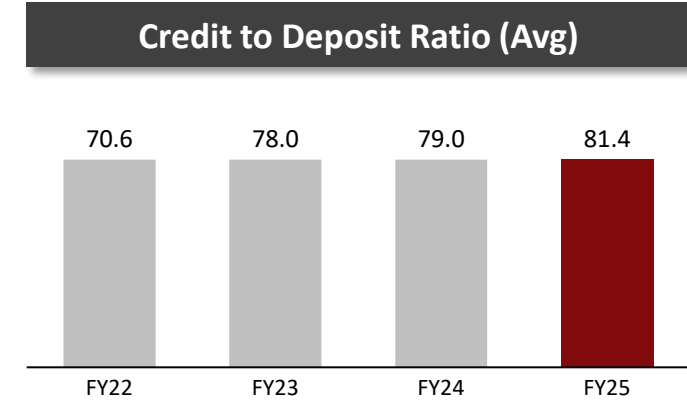
Key Business Parameters	Q4FY24	Q3FY25	Q4FY25
Credit to deposit ratio (Avg) (%)	78.3	81.1	82.5
Credit to deposit ratio (Outstanding) (%)	82.4	81.3	86.3
Yield on Advances (%)	11.0	11.4	11.0
Cost of Deposits (%)	5.8	5.9	5.9
Cost to Income ratio	63.5	62.1	62.6

FY22	FY23	FY24	FY25
70.6	78.0	79.0	81.4
77.5	83.9	82.4	86.3
10.9	10.8	11.1	11.2
5.0	4.9	5.6	5.9
63.4	60.0	62.5	62.3



Return Ratios (%)	Q4FY24	Q3FY25	Q4FY25
Net Interest Margin	3.8	4.3	4.1
Non-Interest Income	0.9	0.7	1.0
Operating Margin	1.7	1.9	1.9
Credit Cost	0.1	0.1	0.1
RoA	1.2	1.4	1.4
RoAA	2.0	2.1	2.0

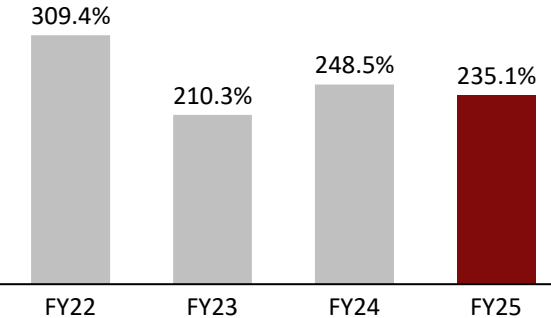
FY22	FY23	FY24	FY25
3.8	4.2	3.9	4.2
0.8	0.6	0.8	0.9
1.7	2.0	1.8	1.9
0.4	0.3	0.1	0.1
0.9	1.2	1.3	1.4
1.6	1.9	2.0	2.1



Other Income Break-up

Other Income (in cr)	Q4FY24	Q4FY25	FY24	FY25
Advance related fee income	6.1	10.3	16.6	25.7
Operations related fee Income (including Payment systems)	5.1	4.8	19.7	19.5
Banca commission ⁴	8.0	9.3	27.1	36.1
Forex commission	0.9	0.8	3.9	3.4
Treasury Income	0.1	0.4	0.1	1.3
Total Other Income	20.1	25.6	67.3	86.0

LCR



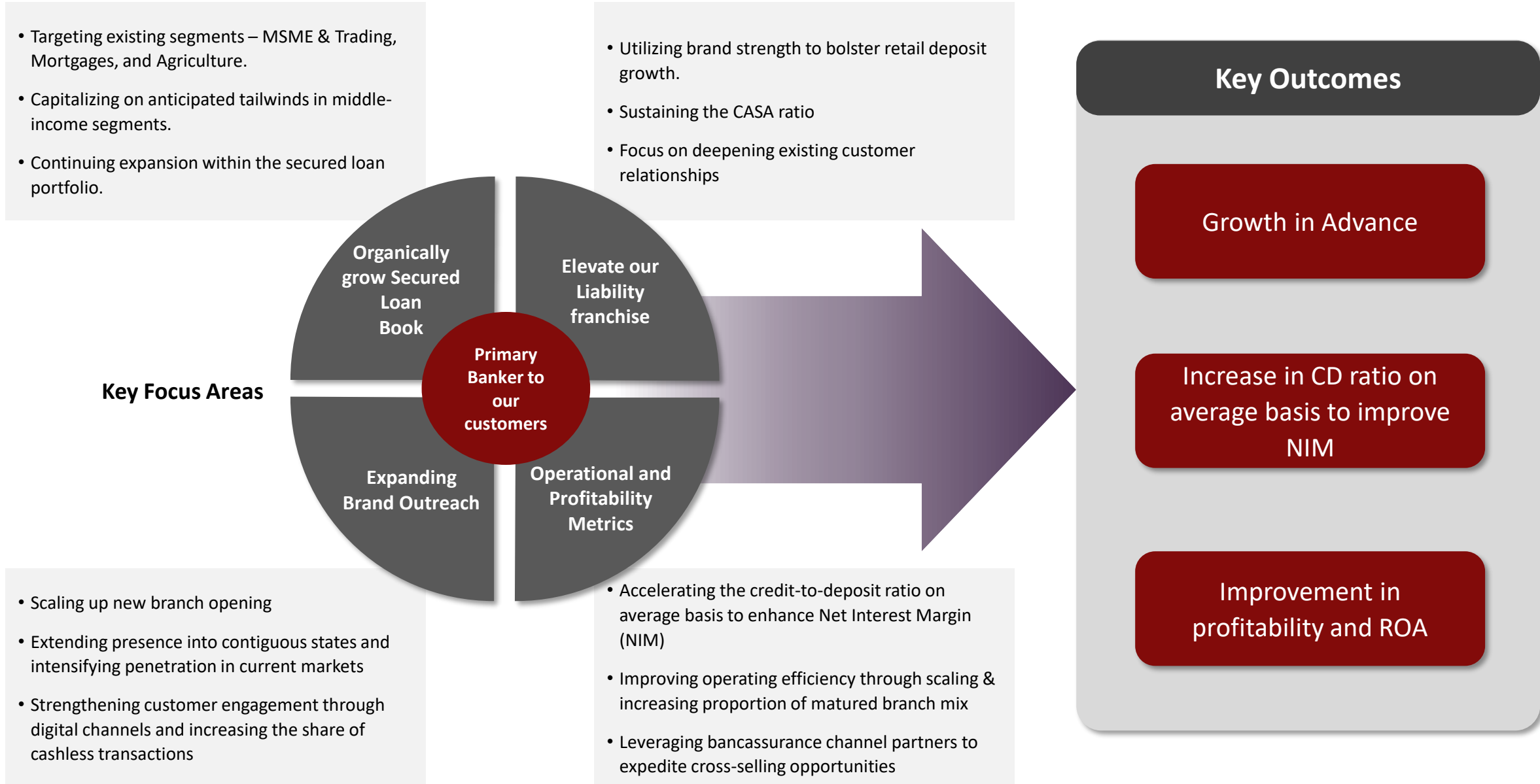
- Effectively managed yields and interest spread across interest rate cycles; consistent improvement in NIM, resulting from accelerating credit to deposit ratio;
- Benefit of operating leverage with continuous increase in proportion of matured branches, steady NIMs and low credit cost leads to strong growth in profitability.

1..Non-Interest Income = Total Income - Interest Earned
4. Banca including LI, GI, Health, MTSS, 3in1, TPP commission)

2. ROAA is calculated as % of Avg Advances

3. ROA is calculated as % of Avg Assets

Strategic Focus and Outlook for FY26



Company Overview

From LAB to India's first SFB and towards India's most trusted Bank

2016

Small Finance Bank

Conversion to **India's First Small Finance Bank** in April 2016

2019 - 2020

Total business of the Bank crossed ₹6,000 crores

Equity of ₹134 crores raised through private placement

2022

Net Profit of the Bank zoomed to ₹63 crores registering a growth of 53.42% over previous FY

2024

Successfully listed on NSE and BSE on 14th February 2024 and raised Rs. 523 crores including a Fresh Issue of Rs. 450 crores

Net Profit cross Rs. 100 crores



2000 - 2015

Local Area Bank

Incorporation of the Bank. Started operations as a local area bank in Jalandhar, Kapurthala and Hoshiarpur and expanded its operations into Ludhiana and Amritsar, thereby extending its outreach to a total of five districts.

2017 - 2018

Equity of ₹65 crores raised through private placement

The total number of branches of the Bank crossed 100

2021

The total number of customers of the Bank reached ~6 lacs

Total business of the Bank crossed ₹8,900 crores

2023

Net Profit of the Bank crossed Rs. 93 crores registering a growth of 50% over the previous FY with total business crossing Rs. 12,000 crores mark.

Share of Digital Transactions in non-cash transactions increased to 81%

..executed by an experienced Management Team

SARVJIT SINGH SAMRA
PROMOTER, MANAGING DIRECTOR & CEO



37+ years of experience across banking & financial industry across various roles. Associated with the Bank since inception Instrumental in the conversion of Bank to a Small Finance Bank.

MUNISH JAIN
EXECUTIVE DIRECTOR



24+ years of experience in the banking sector across finance, compliance, treasury and strategic roles. Fellow Member of ICAI & ICSI Associated with the Bank since 2000

ASEEM MAHAJAN
CHIEF FINANCIAL OFFICER



Associated with the Bank since 2012 across various domains including accounting, finance, treasury & fund management, budgeting & forecasting, capital raising and others. Fellow Member of ICAI.

SANTOSH KUMAR DHAWAN
HEAD OF CREDIT DEPARTMENT



Associated with the Bank for 23+ years across various roles in retail credit, branch banking, Head of Credit. Serving as Head of Credit since 2017. Previously associated with PNB.

RICHA MAHAJAN
CHIEF COMPLIANCE OFFICER



Associated with the Bank for 22+ years Served as the Head of Audit & Internal control from 2011 to 2021, and presently serving as Chief Compliance Officer since 2021. Member of ICAI.

RAGHAV AGGARWAL
CHIEF RISK OFFICER



Associated with the Bank since 2015 across various roles in credit sanctioning & monitoring. Serving as Chief Risk Officer since 2020. Fellow Member of ICAI.

...and guided by seasoned members of the Board



NAVIN KUMAR MAINI
PART TIME CHAIRMAN &
NON-EXECUTIVE
INDEPENDENT DIRECTOR

- 41+ years of experience in the banking industry
- Previously associated with SIDBI as Deputy Managing Director, IDBI Bank & United Commercial Bank



SARVJIT SINGH SAMRA
MANAGING DIRECTOR &
CEO

- 37+ years of experience across banking & financial industry
- Associated with the Bank since inception
- Instrumental in the conversion of Bank to a Small Finance Bank



MUNISH JAIN
EXECUTIVE DIRECTOR

- ~24+ years of experience in the banking sector across finance, compliance, treasury and strategic roles
- Member of ICAI & ICSI



DINESH GUPTA
NON-EXECUTIVE DIRECTOR

- ~3+ decades of experience in the field of finance, taxation, corporate & commercial laws, corporate restructuring
- Practicing Company Secretary



MAHESH PARASURAMAN
NON-EXECUTIVE DIRECTOR

- Partner at Amicus Capital & nominee director on the Bank's board
- 2+ decades of experience across Carlyle India, EY & Arthur Andersen
- Member of ICAI & ICMAI



BALBIR SINGH
NON-EXECUTIVE DIRECTOR

- ~Nominee Director of SIDBI on the Bank's board
- Presently serving as the General Manager & Regional In-charge of SIDBI's Chandigarh Office



**NAGESWARA RAO
YALAMANCHILI**
INDEPENDENT DIRECTOR

- Served as Executive Director in Bank of Maharashtra and Vijaya Bank
- Also served as Officer on Special Duty and Whole-time
- Director at Syndicate Bank



GURPREET SINGH CHUG
INDEPENDENT DIRECTOR

- Serving as the Managing Director of Pioneer Assurance Consultants
- Holds Bachelor's Degree in Law & qualified practitioner from Insurance Institute of India



RACHNA DIKSHIT
INDEPENDENT DIRECTOR

- Served as Chief General Manager at the RBI
- Certified associate of the Indian Institute of Bankers



**KAMALDEEP SINGH
SANGHA**
INDEPENDENT DIRECTOR

- ~Retired IAS Officer
- Served as Managing Director of Punjab State Co-operative Bank, Punjab State Co-operative Milk Producer's Federation Ltd. as well as MILKFED



SUKHEN PAL BABUTA
INDEPENDENT DIRECTOR

- Practicing Chartered Accountant since 1987
- Associate Member of ICAI and registered professional with IBBI
- Has previously served as Director of Punjab & Sind Bank



SHAM SINGH BAINS
INDEPENDENT DIRECTOR

- Extensive experience in the agriculture sector

Providing a wide Range of Products and Services

Comprehensive bouquet of Services under one-roof



Loan Portfolio

Agricultural

Kisan Credit Card
Agricultural Term Loan

MSME, Trading & Other Business Loans

CC/OD/WCTL
Project Loan
Machinery Loans

Mortgage

Housing, Loan-against-property

Others

Gold loans, Auto loans
Consumer durable loans,
Personal loans, Corporate loans



Deposit Portfolio

Savings Account

Capital Savings A/c
Capital Super Savings A/c

Current Account

Capital plus Current A/c
Capital flexi A/c

Term Deposits

Short-Term Deposit
Cumulative Deposit
Monthly Interest Deposit
Tax Saver Accounts

NRE/NRO Accounts



Fee-based Products

Insurance Products

Forex Services

Money Transfer Services

Safe Deposit Lockers

3-in-1 Demat & Trading Account



Other Services

Branches

ATMs

ATM cum Debit Cards

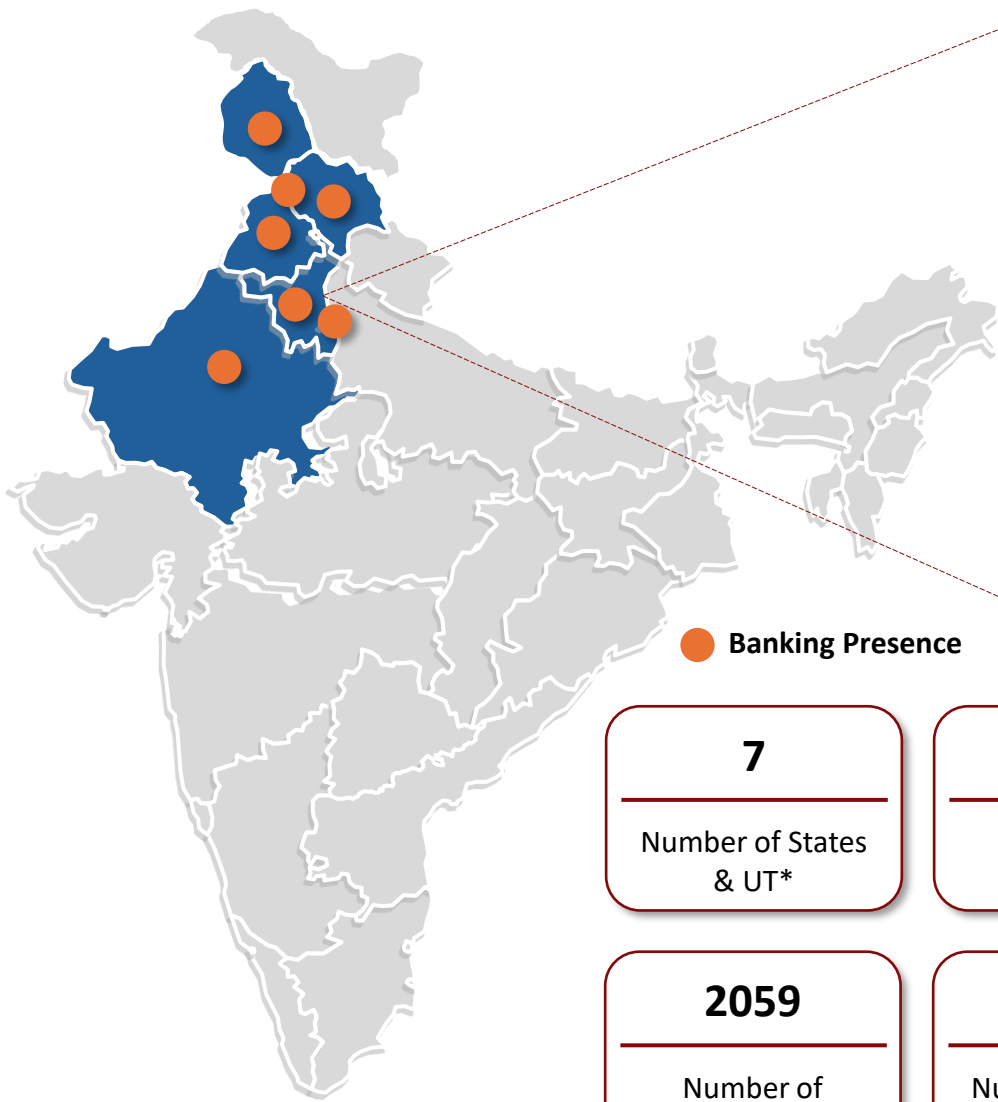
Internet Banking

Mobile Banking (Capital Mobile+)

Mobile Passbook (Capital Mobile Connect)

Deep-understanding of middle-income customer segment with more than 2 decades of experience

..with an Increasing presence to enhance accessibility



Geographical Mix	
Punjab	164
Haryana	20
Rajasthan	3
NCR	3
Himachal Pradesh	1
UT Chandigarh	2
UT Jammu & Kashmir	2
Total	195

Break Up of Branches, Deposits & Advances			
Geographies	Branches	Deposits	Advances
Rural Areas	40.5%	36.4%	22.4%
Semi-Urban Areas	36.4%	39.5%	33.8%
Urban Areas (including Metro)	23.1%	24.1%	43.8%
Total	100.0%	100.0%	100.0%

Highest branch concentration towards rural and semi-urban areas

7
Number of States & UT*

41
Number of Districts

195
Branches

2059
Number of Employees

197
Number of ATMs

7.8+ lakh
Customers

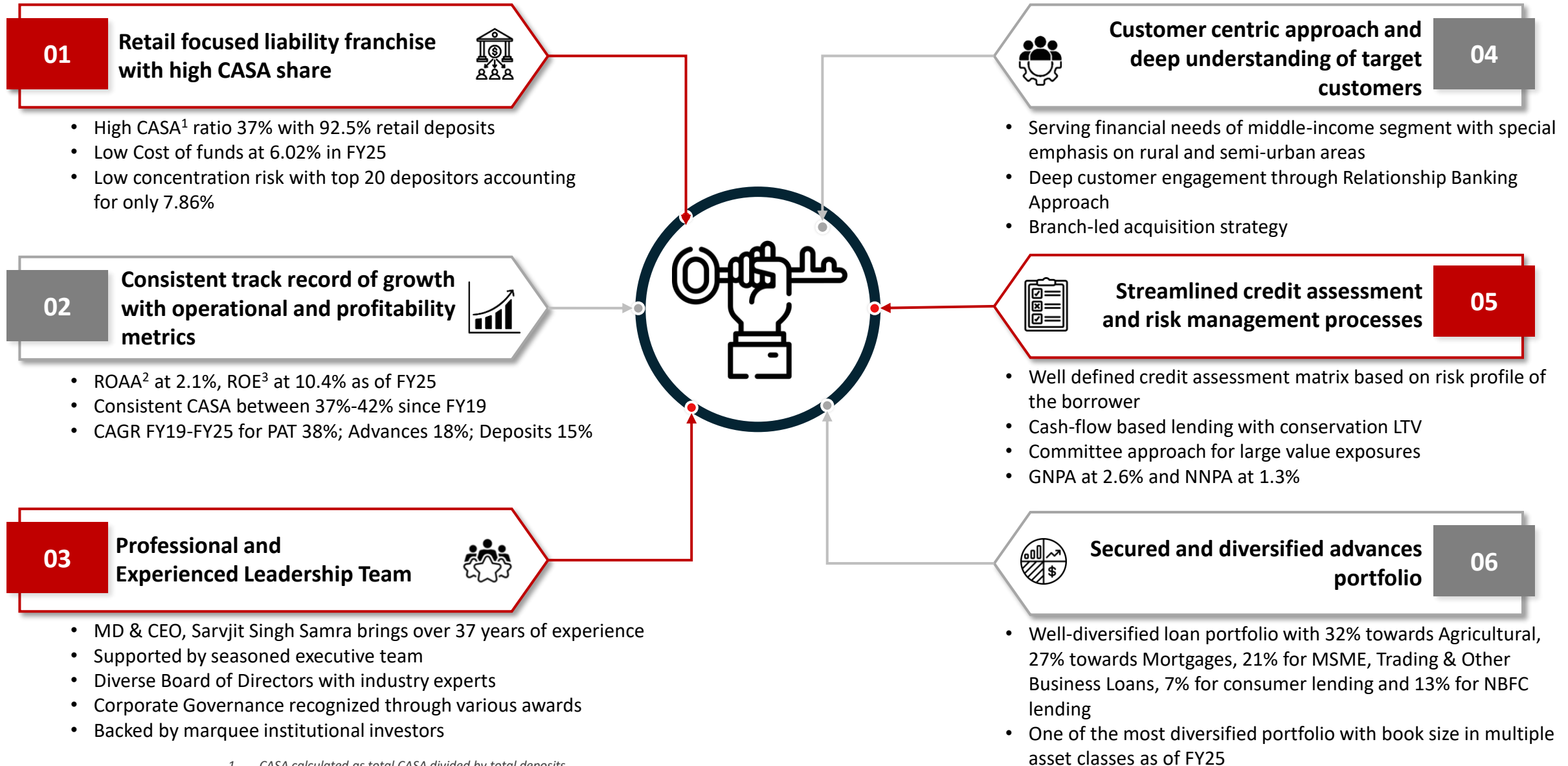
Expansion Plan

- Enhanced branch outreach by scaling up new branch opening
- Expanding outreach to the contiguous states
- Transforming Haryana into our growth frontier
- Deep penetration in existing markets

*Includes UT Chandigarh & Jammu

Numbers have been rounded off wherever applicable

Our 'Strengths' built over 20 years by focusing on our customers

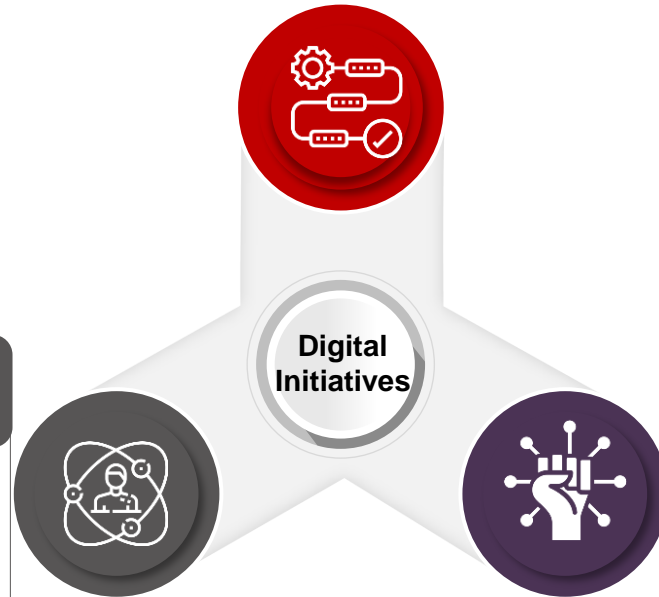


1. CASA calculated as total CASA divided by total deposits
 2. ROAA is calculated as % of Avg Advances
 3. ROE is calculated as % of Avg Equity

Delivering Digital Empowerment to Our Customers

Personalised Data-Driven Processes

- Leverage technology and data analytics for scalability and profitable growth
- Improve collection efficiency through data driven early warning systems
- Cross selling opportunities and effective customer engagement through analytics



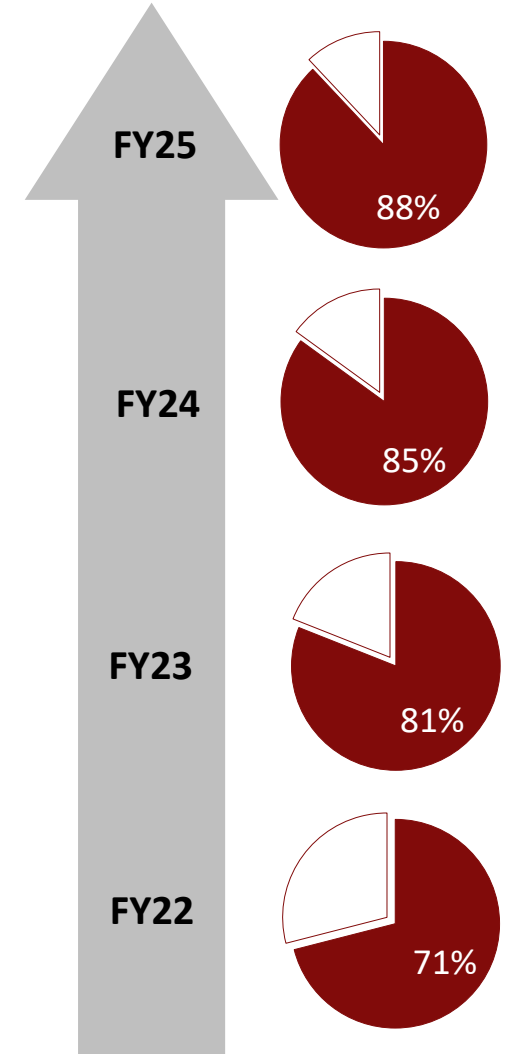
Transforming Customer Experience

- Deepening customer engagement through digital channels
- Analysing data driven insights to offer customised solutions
- Developing alternate digital channels

Empowering Ourselves with Technology

- Increasing cashless banking
- Automating operation
- Improving collections through warning systems
- Targeting and monitoring customers through data

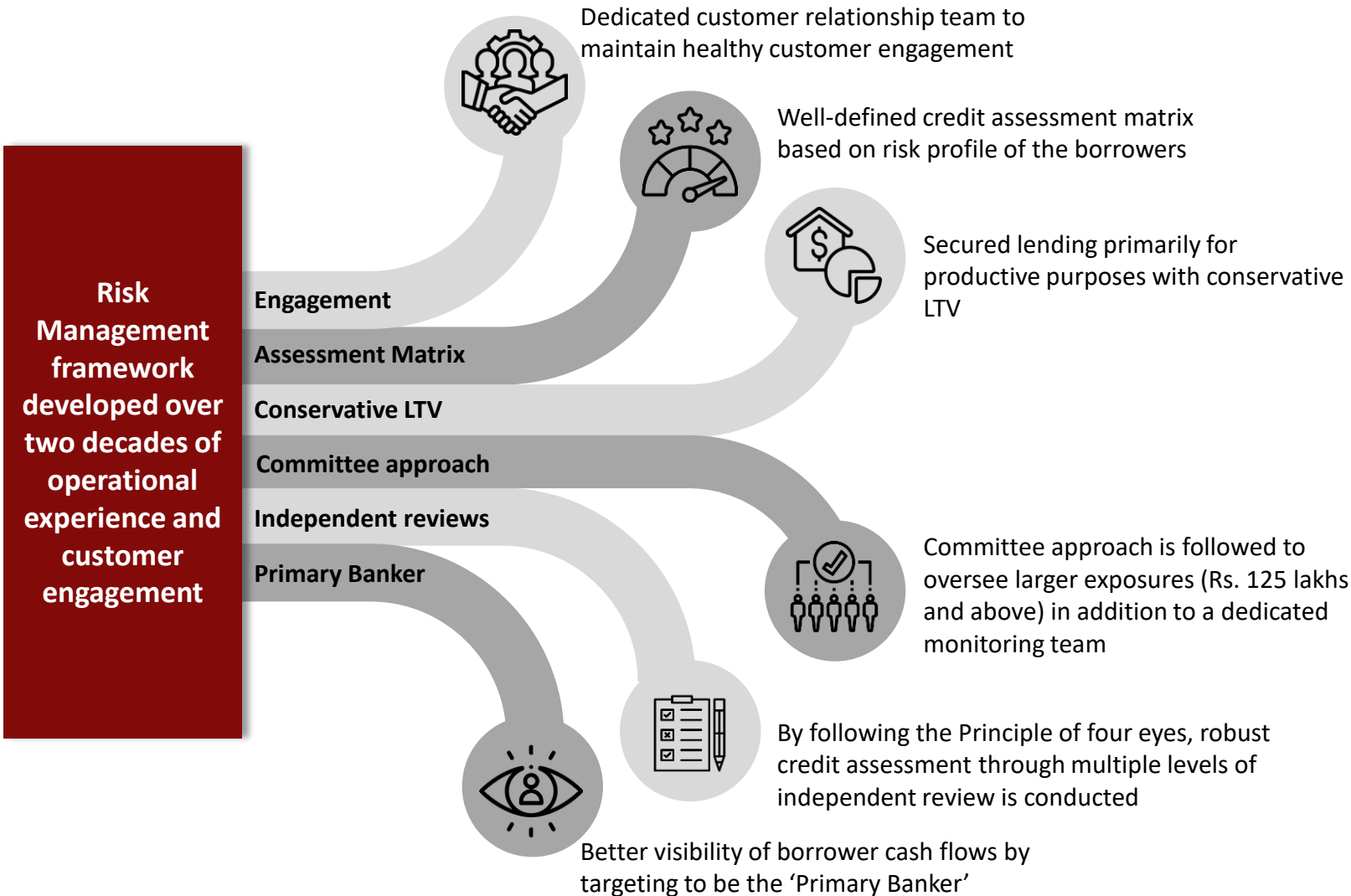
Share of Digital Transactions in non-cash Transactions



Assets and Liabilities Overview

Our Robust Credit Assessment and Risk Management Practices

...have led to Industry leading Asset Quality



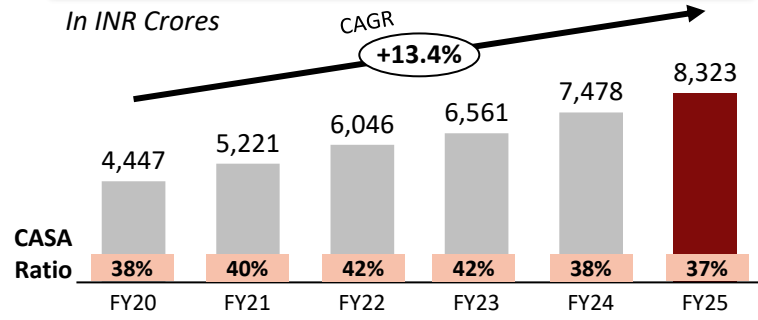
2.58%
GNPA as of Mar-25

1.30%
NNPA as of Mar-25

0.12%
Credit Cost as of Mar-25

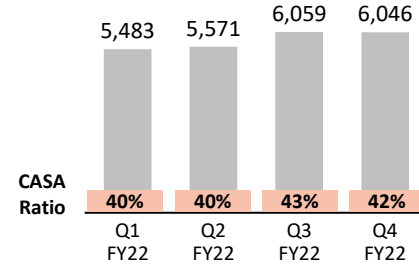
~Negligible write-offs
One of the most secured Asset Portfolio in the Lending Industry

Total Deposits



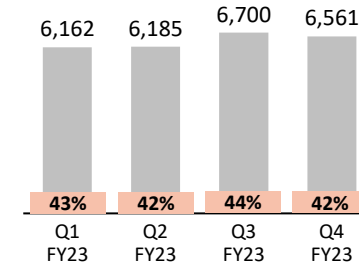
(%)	FY20	FY21	FY22	FY23	FY24	FY25
Y-o-Y	21%	17%	16%	9%	14%	11%
CAGR (2017-20) Pre Covid	23%		CAGR (2019-25)		15%	

FY22



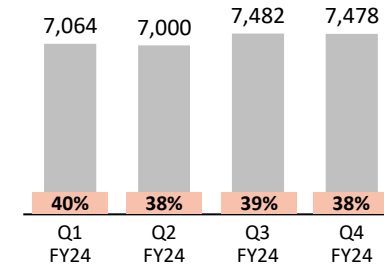
(%)	Q1	Q2	Q3	Q4
Q-o-Q	5%	2%	9%	0%

FY23



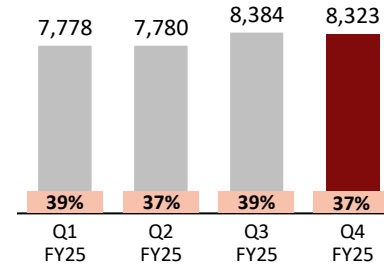
(%)	Q1	Q2	Q3	Q4
Q-o-Q	2%	0%	8%	-2%

FY24



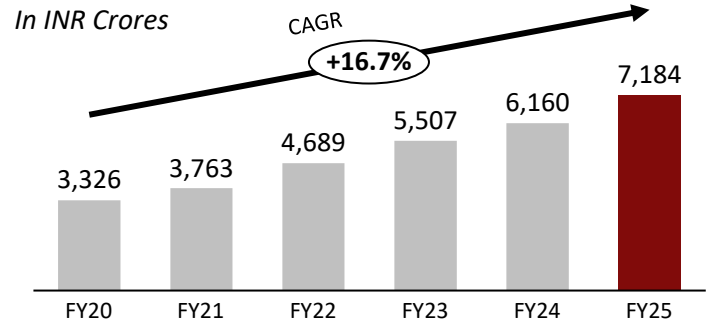
(%)	Q1	Q2	Q3	Q4
Q-o-Q	8%	-1%	7%	0%

FY25



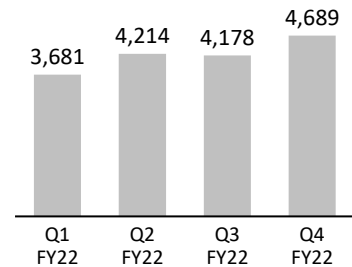
(%)	Q1	Q2	Q3	Q4
Q-o-Q	4%	0%	8%	-1%

Gross Loan Book



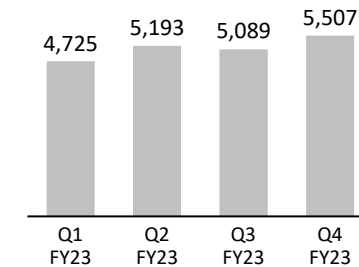
(%)	FY20	FY21	FY22	FY23	FY24	FY25
Y-o-Y	27%	13%	25%	17%	12%	17%
CAGR (2017-20) Pre Covid	34%		CAGR (2019-24)		18%	

FY22



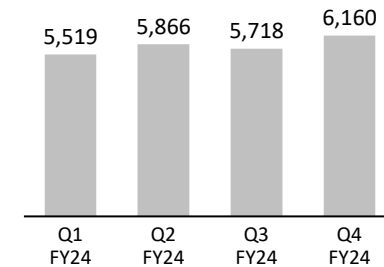
(%)	Q1	Q2	Q3	Q4
Q-o-Q	-2%	14%	-1%	12%

FY23



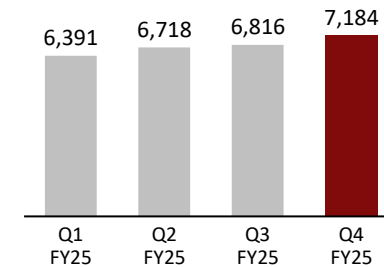
(%)	Q1	Q2	Q3	Q4
Q-o-Q	1%	10%	-2%	8%

FY24



(%)	Q1	Q2	Q3	Q4
Q-o-Q	0%	6%	-3%	8%

FY25



(%)	Q1	Q2	Q3	Q4
Q-o-Q	4%	5%	2%	6%

Annexures

Particulars (INR cr)	FY22	FY23	FY24	FY25	CAGR ^{1%}	YoY ^{2%}	Q3FY25	QoQ ³
Capital & Liabilities								
Net Worth	516	611	1,197	1,340	32%	12%	1,302	3%
Deposits	6,046	6,561	7,478	8,323	15%	11%	8,384	-
Borrowings	498	721	472	321			354	
Other Liabilities and Provisions	93	98	148	124			145	
Total	7,154	7,991	9,295	10,108			10,184	
Assets								
Cash and Balances with RBI (Balances with Banks & Money at call & short notice)	1,019	881	1,321	1,000			1,357	
Investments	1,357	1,489	1,706	1,819			1,823	
Advances	4,635	5,429	6,075	7,090	18%	17%	6,724	5%
Fixed Assets	84	83	84	89			84	
Other Assets	59	110	110	110			197	
Total	7,154	7,991	9,295	10,108			10,184	

1. CAGR (calculated from 2019-25)
 2. YoY (calculated FY25 over FY24)
 3. QoQ (calculated FY25 over Q3FY25)

Particulars (INR cr)	FY22	FY23	FY24	FY25	YoY ¹	Q4FY24	Q4FY25	QoQ ² %	Q3FY25
Interest Earned	578	676	794	908		204	231		235
Other Income	54	50	68	86		20	26		18
Gross Total Income	632	726	862	994	15%	224	257	15%	253
Interest Expended	323	354	449	498		117	128		128
Operating Expenses	196	223	258	311		68	82		78
Provisions & Contingencies	51	55	43	54		11	13		14
Profit / (Loss) for the period	63	94	112	132	18%	28	34	21%	34
Earnings per equity share									
Basic (₹)	18.4	27.4	30.7	29.2		6.9	7.6		7.6
Diluted (₹)	18.2	27.2	30.5	29.1		6.9	7.5		7.5

1. YoY (calculated FY25 over FY24)

2. QoQ (calculated Q4FY25 over Q4FY24)

THANK YOU !

Company: Capital Small Finance Bank Limited

Capital Small Finance Bank 

CIN: L65110PB1999PLC022634

Mr. Sahil Vijay / Ms. Bharti Babutta

investorrelations@capitalbank.co.in

Website: www.capitalbank.co.in

**Investor Relation Advisors:
Strategic Growth Advisors Pvt. Ltd.**

SGA Strategic Growth Advisors

CIN: U74140MH2010PTC204285

Mr. Abhishek Shah / Ms. Neha Shroff

abhishek.shah@sgapl.net / neha.shroff@sgapl.net

Tel: +91 99306 51660 / +91 77380 73466

Independent Auditor's Certificate

To,
Capital Small Finance Bank Limited
MIDAS Corporate Park, 3rd Floor,
37, G.T. Road, Jalandhar,
Punjab-144001

Subject: Independent Auditor's Report on maintenance of Security Cover including compliance with all the covenants in respect of listed non-convertible debt securities issued by Capital Small Finance Bank Limited and outstanding as on 31st March 2025

1. This report is issued in accordance with the terms of our Engagement letter dated 30th September 2024 with Capital Small Finance Bank Limited ('the Bank').
2. The accompanying statement showing maintenance of Security Cover including compliance with all the covenants for listed Non-Convertible Debentures ("NCD's") issued by Capital Small Finance Bank Limited (the "Bank") which were outstanding as at 31st March 2025 (the "Statement"), is prepared by the Bank, for the purpose of submission to IDBI Trusteeship Services Limited (the "Debenture Trustee"), pursuant to the requirements of Regulation 56(1)(d) of the Securities And Exchange Board of India (Listing Obligations And Disclosure Requirements) Regulations, 2015, as amended from time to time read with Master circular issued by SEBI vide ref. no. SEBI/HO/DDHS-PoD3/P/CIR/2024/46 dated 16th May 2024 (hereinafter together referred as the "SEBI Regulation") which we have initialed for identification purpose only.

Management's Responsibilities for the Statement

3. The preparation of the Statement is the responsibility of the Management of the Bank including the preparation and maintenance of all accounting and other relevant supporting records and documents. This responsibility includes design, implementation and maintenance of internal control relevant to the preparation and presentation of the Statement and applying an appropriate basis of preparation and making estimates that are reasonable in the circumstances. Further, the Bank is responsible for the maintenance of the Security Cover and compliance with all the covenants of debt securities.
4. The Management is also responsible for ensuring that the Bank complies with the requirements of the SEBI Regulation, the Reserve Bank of India Act, 1934, the Banking Regulation Act, 1949, debenture trust deeds and other relevant circulars and guidelines issued by the Reserve Bank of India ("the RBI") and Securities and Exchange Board of India ("the SEBI") and provide all relevant information to the RBI and SEBI.



Auditor's Responsibility

5. Pursuant to requirement of the SEBI Regulations, it is our responsibility to express a limited assurance in the form of a conclusion based on our examination of relevant records maintained by the bank as to whether anything has come to our attention that causes us to believe that the details included in the Statement, regarding maintenance of security cover as stated in the respective debenture trust deeds and compliance with all the covenants, as mentioned, as per the debenture trust deeds in respect of NCDs of the bank outstanding as at 31st March 2025, is not in agreement, in all material respects, with audited financial statements of the bank, underlying books of account and other relevant records and documents maintained by the bank.
6. A limited assurance engagement includes performing procedures to obtain sufficient appropriate evidence on the applicable criteria, mentioned in paragraph 5 above. The procedures performed vary in nature and timing from, and are less extent than for, a reasonable assurance. Consequently, the level of assurance obtained is substantially lower than the assurance that would have been obtained had a reasonable assurance engagement been performed. The procedures selected depend on the auditor's judgement, including the assessment of the risks associated with the reporting criteria. Accordingly, we have performed the following procedures to express a conclusion on matter specified in paragraph 5 above:
 - a. Traced and agreed on the amounts mentioned in the Statement with the audited financial statements for the year ended 31st March 2025.
 - b. Verified the arithmetical accuracy of the computation of Security Cover mentioned in the Statement.
 - c. Verified the security cover details as per the Term sheets and books and records of the Bank; and
 - d. Verified all covenants as per the Term sheets of NCDs issued by the Bank.
7. We have audited the financial statements of the Bank for the year ended 31st March 2025 and expressed an unmodified opinion vide our Audit Report dated 29th April 2025. We conducted our audit of the Financial Statement in accordance with the Standards on Auditing issued by the Institute of Chartered Accountants of India. This standard requires that we plan and perform the audit to obtain reasonable assurance as to whether the Financial Statements are free of material misstatement.
8. We have conducted our examination in accordance with the 'Guidance Note on Reports or Certificates issued for Special Purposes (Revised 2016)' issued by the Institute of Chartered Accountants of India. The Guidance Note requires that we comply with the ethical requirements of the Code of Ethics issued by the Institute of Chartered Accountants of India.
9. We have complied with the relevant applicable requirements of the Standard on Quality Control (SQC) 1, Quality Control for Firms that Perform Audits and Reviews of Historical Financial Information, and Other Assurance and Related Services Engagements.



Conclusion

10. Based on the procedures performed as per paragraph 6 above and to the best of our knowledge, according to the information, explanations and representation given to us, nothing has come to our attention that causes us to believe that:
- The book value of assets mentioned in the Statement is not correctly extracted from the audited books and records of the Bank as at 31st March 2025;
 - The computation of maintenance of Security Cover is not in accordance with the SEBI Regulation and is arithmetically incorrect; and
 - The Bank is not in compliance with all the covenants mentioned in the Offer document/ Information Memorandum/ Debenture Trust Deeds in respect of listed non-convertible debt securities.

Restriction on Use

11. This report is addressed to the Board of Directors of the Bank, pursuant to our terms of engagement for onward submission of this report to the Debenture Trustee and should not be used by any other person or for any other purpose. Accordingly, we do not accept or assume any liability or any duty of care for any other purpose or to any other person to whom this report is shown or into whose hands it may come without our prior consent in writing.

For SCV & CO. LLP
Chartered Accountants
Firm Regn No. 000235N/ N500089



A handwritten signature in blue ink, appearing to read "Sunny Singh".

(SUNNY SINGH)
PARTNER
Membership No. 516834
ICAI UDIN: 25516834BMMNCQ7067

Place: Noida
Dated: 29th April 2025

Column A	Column B	Column C ¹	Column D ¹	Column E ²	Column F ³	Column G ⁴	Column H ⁵	Column I ⁶	Column J	Column K	Column L	Column M	Column N	Column O
Particulars	Description of asset for which this certificate relate	Exclusive Charge	Exclusive Charge	Pari-Passu Charge	Pari-Passu Charge	Pari-Passu Charge	Assets not offered as Security	Elimination (amount in negative)	(Total C to H)	Related to only those items covered by this certificate				
		Debt for which this certificate being issued	Other Secured Debt	Debt for which this certificate being issued	Assets shared by pari passu debt holder (includes debt for which this certificate is issued & other debt with pari-passu charge)	Other assets on which there is pari-passu charge (excluding items covered in column F)	debt amount considered more than once (due to exclusive plus pari passu charge)	Market Value for Assets charged on Exclusive basis	Carrying /book value for exclusive charge assets where market value is not ascertainable or applicable (For Eg. Bank Balance, DSRA market value is not applicable)	Market Value for Pari passu charge Assets ²⁰	Carrying value/book value for pari passu charge assets where market value is not ascertainable or applicable (For Eg. Bank Balance, DSRA market value is not applicable)	Total Value(=K+L+M+N)		
		Book Value	Book Value	Yes/No	Book Value	Book Value								
ASSETS														
	Property, Plant and Equipment													
	Capital Work-in-Progress													
	Right of Use Assets													
	Goodwill	Not applicable since all the listed non-convertible Debentures of the Bank are of unsecured nature												
	Intangible Assets													



Capital Small Finance Bank Limited

Regd. & Head Off.: 'MIDAS Corporate Park', 3rd Floor, 37, G.T. Road, Jalandhar-144 001, INDIA

Tel.: 0181-5051111, 5052222 | Fax: 0181-5053333 | e-mail: mail@capitalbank.co.in | www.capitalbank.co.in

www.facebook.com/capitalbankindia | CIN : L65110PB1999PLC022634



Intangible Assets under Development																				
Investments																				
Loans																				
Inventories																				
Trade Receivables																				
Cash and Cash Equivalents																				
Bank Balances other than Cash and Cash Equivalents																				
Others																				
Total																				
LIABILITIES																				
Debt securities to which this certificate pertains																				
Other debt sharing pari-passu charge with above debt																				




Capital Small Finance Bank Limited

Regd. & Head Off.: 'MIDAS Corporate Park', 3rd Floor, 37, G.T. Road, Jalandhar-144 001, INDIA
 Tel.: 0181-5051111, 5052222 | Fax : 0181-5053333 | e-mail : mail@capitalbank.co.in | www.capitalbank.co.in
 www.facebook.com/capitalbankindia | CIN : L65110PB1999PLC022634



- debt sharing pari- passu charge along with debt for which certificate is issued.
- v This column shall include book value of all other assets having pari passu charge and outstanding book value of corresponding debt.
 - vi This column shall include all those assets which are not charged and shall include all unsecured borrowings including subordinated debt and shall include only those assets which are paid-for.
 - vii In order to match the liability amount with financials, it is necessary to eliminate the debt which has been counted more than once (included under exclusive charge column as also under pari passu). On the assets side, there shall not be elimination as there is no overlap.
 - viii Assets which are considered at Market Value like Land, Building, Residential/ Commercial Real Estate to be stated at Market Value. Other assets having charge to be stated at book value/Carrying Value.
 - ix The market value shall be calculated as per the total value of assets mentioned in Column O.



(AMIT SHARMA)
Company Secretary.



Capital Small Finance Bank Limited

Regd. & Head Off.: 'MIDAS Corporate Park', 3rd Floor, 37, G.T. Road, Jalandhar-144 001, INDIA
Tel.: 0181-5051111, 5052222 | Fax: 0181-5053333 | e-mail: mail@capitalbank.co.in | www.capitalbank.co.in
 www.facebook.com/capitalbankindia | CIN : L65110PB1999PLC022634



ISIN	Private Placement/ Public Issue	Secured/Unsecured	Sanctioned Amount (In crores)	Outstanding Amount as on March 31, 2024 (In crores)	Cover Required	Assets Required
INE646H08012	Private Placement	Unsecured	14.00	14.00	NIL	NIL
INE646H08020	Private Placement	Unsecured	25.00	25.00	NIL	NIL

For Capital Small Finance Bank Limited

Amit Sharma



Amit Sharma
 Company Secretary & Compliance Officer
 Membership No: F10888
 Date: April 29, 2025

