

**CANARYS AUTOMATIONS LIMITED**

CIN: L31101KA1991PLC012096

Reg Off: No. 566 & 567, 2nd Floor, 30th Main,

Attimabbe Road, Banagirinagara, Banashankari

3rd Stage, Bengaluru 560085, Karnataka India

Contact No: +91 9845862780

Email Id: fin@ecanarys.com website: www.ecanarys.com

Date: 09th December 2025

To

National Stock Exchange of India Limited ("NSE")

Exchange Plaza, Plot No. C/1, G- Block,

Bandra -Kurla Complex, Bandra (East),

Mumbai-400051

NSE Symbol: CANARYS**ISIN: INE0QG301017**

Subject: Investor Presentation under Regulation 30 read with Para A of Part A of Schedule III of the SEBI (Listing Obligations and Disclosure Requirements) Regulations, 2015.

Dear Sir/Madam,

With reference to captioned subject, please find attached herewith the Investor Presentation-H1 FY2026 of the Company.

This Investor Presentation is also available on the website of the Company at www.ecanarys.com

Kindly consider this for your record and information.

Thanking you.

For CANARYS AUTOMATIONS LIMITED**Ambikeshwari M A****Company Secretary & Compliance officer****Membership No. A67639**

Encl: as above



Canarys

Solution is our Mantra

Investor Presentation – H1FY26



H1FY26 Highlights



Company Overview

Innovating niche Technology Solutions for Global Industries



Strategic Roadmap

Pathway to Achieving Key Objectives



Historical Financials

Proven history of Strong Financial Performance



Annexure





Mr. Sheshadri Srinivas

Chief Executive Officer

As we advance on our long-term transformation journey, we remain deeply committed to shaping a future where technology, innovation, and human potential converge to create lasting impact. This period, we strengthened our Technology Solutions portfolio and expanded our global footprint with the completion of the acquisition of Fortira Inc, a North America-based AI and Data services and solutions company, while accelerating investments in solutions and products that will define the next era of value creation. Our focus on high-impact verticals such as BFSI, Pharma, and Manufacturing positions us at the center of industries undergoing rapid digital reinvention—an opportunity we are determined to lead with purpose and precision.

Our revenue growth of 169% is not just a reflection of our performance—it is a validation of our strategy, our resilience, and the trust our customers place in us. As we look ahead, we see immense potential to scale innovation, deepen global partnerships, and build a future-ready enterprise. With a strong foundation and a clear vision, we are well-positioned to deliver sustainable growth and long-term value for our stakeholders, while continuing to push the boundaries of what is possible.

01



Investment in AI & ML Solutions

Investment commitment in building AI & ML based Industry Solutions and Technology Solutions.

02



People – Purpose - Process

Nurturing a workplace where employee satisfaction, continuous growth, and a thriving culture

03



Value-Added Model

To enhance products/services to deliver greater customer value

04



Value Creation

Work with OEM's and align to their product / solution roadmap

05



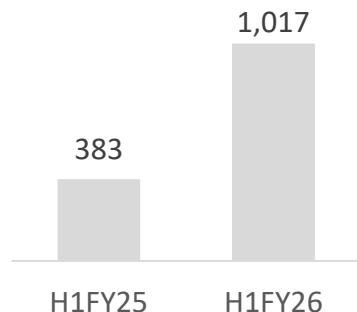
Build Elite Team

Build top notch technology and leadership team

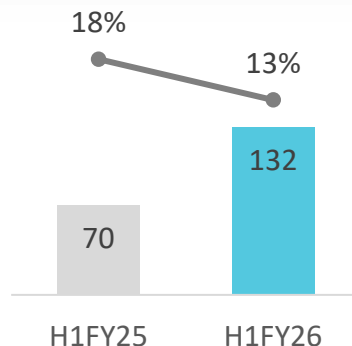


Consistent Financial and Business Progress

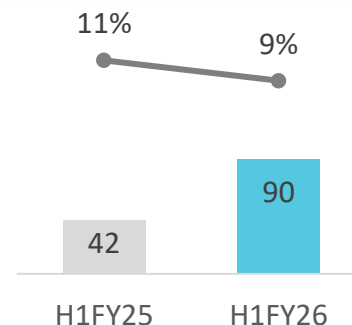
Total Income (Rs Mn)



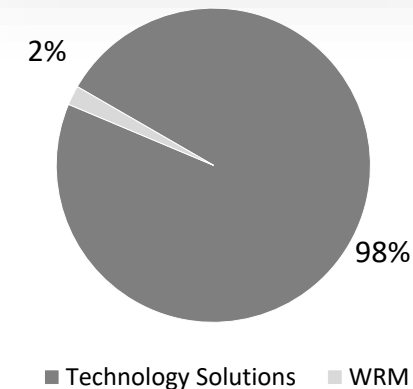
EBITDA (Rs Mn) & Margin (%)



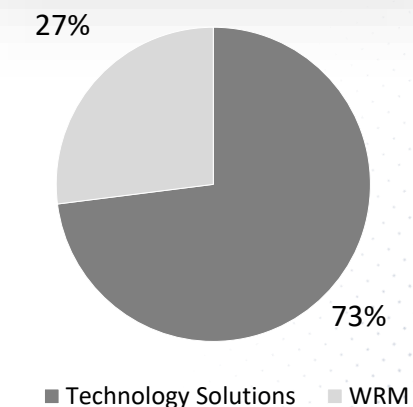
PAT (Rs Mn) & Margin (%)



Revenue Split (%)



Order Book Split (%)



Business Updates

- In H1FY26, the Total Income grew by **166% YoY** to **Rs 1,017 Mn**, led by **195% YoY** growth in Technology Solutions.
- In H1FY26, the EBITDA Margin lowered, mainly due to higher Employee Expense investments into solutions/product development incurred towards future growth.
- The current order book remains healthy at, **Rs 2,083 Mn** supported by the addition of 52 new logos across 10+ sectors and the expansion of our solution suite.
- Canarys launches its first-ever AI-powered product, "**Auryis**" - an advanced compliance assessment platform built for the pharma and life sciences industry. Auryis uses AI, ML models, and LLMs to evaluate diverse digital content against regulatory, internal, and custom compliance rules, helping organizations **improve accuracy, reduce risk, and drive operational excellence**.
- Canarys Automations Limited has been awarded "**Overall Growth GitHub Services and Channel Partner of the Year 2025**," the highest global award in the GitHub partner ecosystem at GitHub Universe in San Francisco.



Consolidated Profit & Loss Statement

Particulars (Rs Mn)	H1FY26	H1FY25	Y-o-Y	H2FY25	H-o-H	FY25	FY24	Y-o-Y
Revenue From Operations	1,012	376	169%	515	97%	891	750	19%
Other Income	5	7		8		15	13	
Total Income	1,017	383	166%	523	95%	906	763	19%
Purchases & Change in Inventory	407	78		185		263	190	
Employee Benefits Expense	362	170		199		369	307	
Other Expenses	116	65		69		134	130	
EBITDA	132	70	89%	71	87%	141	136	4%
EBITDA Margin	13%	18%	-530 bps	14%	-50 bps	16%	18%	-227 bps
Depreciation and Amortisation Expenses	1	1		1		3	3	
EBIT	131	69	91%	69	90%	138	133	4%
EBIT Margin	13%	18%	-504 bps	13%	-34 bps	15%	17%	-212 bps
Finance Cost	7	4		8		12	14	
Profit Before Share based payment expenses and Tax	125	65	93%	62	102%	126	119	
Share Based Expenses	4	8		4		11	13	
Tax Expense	30	14		16		32	26	
PAT	90	43	109%	42	116%	83	80	4%
PAT Margin	9%	11%	-241 bps	8%	88 bps	9%	10%	-133 bps
EPS (in Rs)	1.20	0.70		0.69		1.39	1.72	



Company Overview

Canarys is a leading IT solutions provider with over 30 years of existence in the industry. Our expertise lies in enabling digital transformation for businesses through our comprehensive range of software solutions in the space of Digitalization, Modernization, Automation and Intelligence. With a team of 400+ technology solutions professionals, we are committed to delivering innovative and tailored solutions to meet our client needs.

Business Strengths



Comprehensive Solutions & Product Offerings

Cutting-edge solutions in RPA, AI, ML, DevOps, and proprietary DSS



Empowering Industries with Focused Solutions

Customized digital solutions across Healthcare, Finance, Manufacturing, Retail, Telecom, and Others



Proven Existing Credentials

Extensive track record provides a competitive edge in terms of reach, execution capabilities and network.



Robust Leadership Team

Experienced technologists and a passionate technical workforce, committed to tackling complex challenges with innovative solutions.

Key Operational Highlights

30+

Years
Experience

248

Projects handled
(FY25)

~430+

Specialized
Team

1st

Solution Partner
for GitHub

~10+

Industries
Served

~10+

No of Countries
Served

1,000+

Customers
Served

10+

Proprietary Products
& Solutions

Financial Highlights

37%

Total Income CAGR*
FY25 – Rs 906 Mn

42%

EBITDA CAGR*
FY25 – Rs 141 Mn

41%

PAT CAGR*
FY25 – Rs 83 Mn

Rs -5 Mn

Cash Flow from
Operations

0.1x

Debt to
Equity

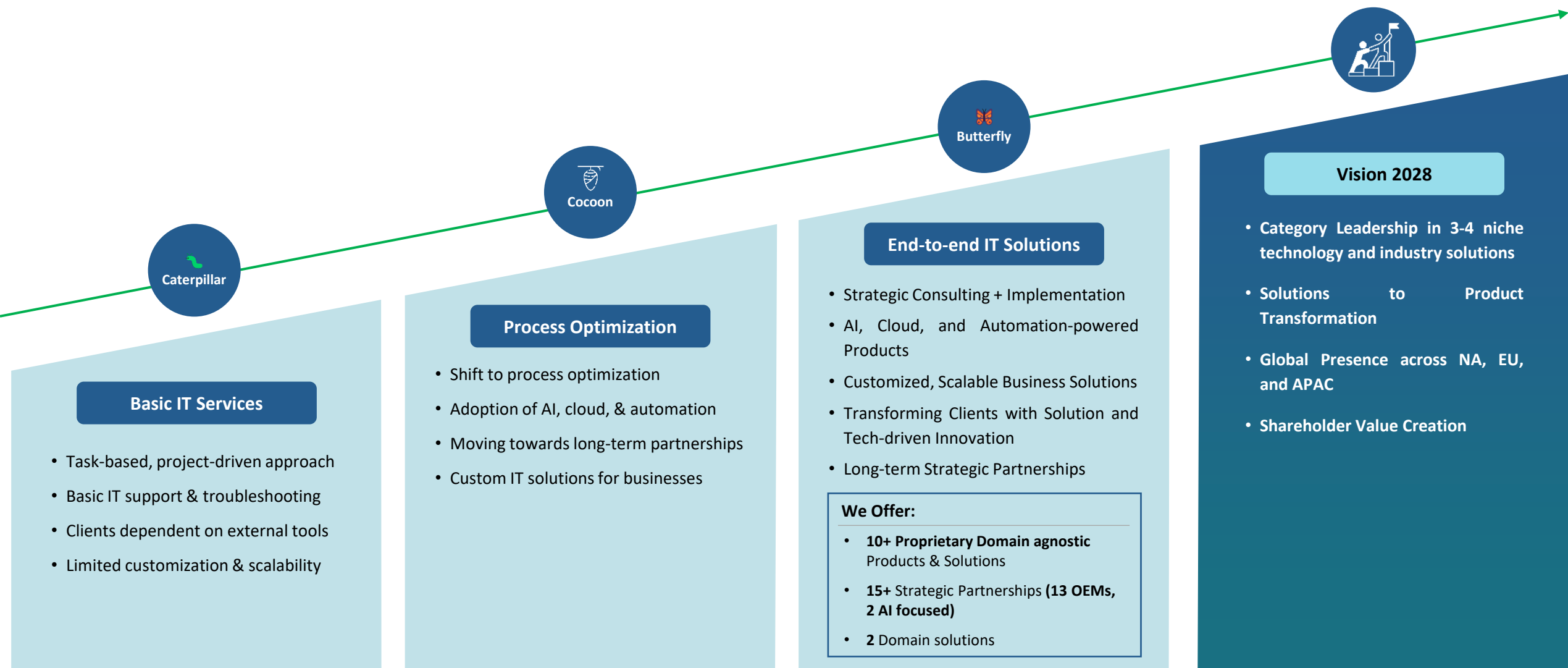
Rs 2,083 Mn

Order Book
(Current)

* CAGR FY21 – FY25



30 Years of Transformational Journey from Services to Solutions Provider





Leading integrated digital transformation solutions company



Digitalization

- Digitization
- Digitalization
- Digital Transformation
- Application Digitalization
- Cloud – Driven Digital Solutions
- Digital Quality Assurance
- Digital DevOps

Focused on connecting the physical world with software and rewrite the client's business processes infusing digital technologies.



Modernization

- 7 Layered E2E modernization
- Legacy code Modernization for 36 coding languages
- ERP Modernization

Canarys unlocks the full potential of the client's business by converting, rewriting and porting legacy systems to modern programming languages and architectures.



Cloudification

- Application Migration & Modernization with Cloud
- Continuous Optimization & Management
- SaaS Enablement & Operations
- FinOps

Canarys ensures a seamless transition of business applications to the cloud with zero downtime, enabling global reach by focusing on monitoring and optimizing cloud resources.



Automation

- GenAI and RAG solutions
- Intelligent Automation
- Robotic Process & Cognitive Automation

Offers a cutting-edge RPA (Robotic Process Automation) solutions using over 500+ bots from the world's largest bot store, reducing staffing costs and human errors.



Transformation

- Application Portfolio Rationalization
- Strategic Business Transformation Consulting
- Startups Transformation: Idea to IPO

Canarys expertise extends to re-platforming and revamping legacy systems with the three foundational pillars ensuring optimal performance and scalability



Intelligence

- Custom AI & ML Solutions
- Generative AI Solutions
- Big Data & Analytics
- AI solutions for Disaster recovery – Urban flooding
- AI based transmission powerline inspection

Harness the power of AI technologies to extract, structure, categorize and analyze massive and diverse data sets to create innovative and groundbreaking solutions.



Proprietary Products And Solutions, Listed On CANARYS & Partner Stores



AURYIS

Unified AI-powered compliance that makes regulatory review faster, clearer and audit-ready.



License Optimizer

Manage Licenses across Azure DevOps, GitHub and Jira.



SAP Cloud ALM to Azure DevOps Integrator

Seamless Collaboration: Bridging SAP Cloud ALM and Azure DevOps for Unified Efficiency and Transparency.



Canarys Migration Hub

Comprehensive Solution for Seamless DevOps and Ticketing Tool Migrations



GitHub SmartBoard

Custom dashboard solution for GitHub users



Canarys RollUp

Tool designed to simplify effort tracking and provide crystal-clear insights across all your projects. Easily roll up tasks to User Stories, Features, and Epics..



Canarys Bugzilla to Azure DevOps Migrator

Allows to migrate data (items) from Bugzilla to Azure DevOps work items along with history, links and attachments



DevOps SmartBoard

Custom dashboard solution for Azure DevOps users



Copy Project

Helps to copy the projects from one organization to another and from on-premise to cloud



Canarys Redmine to Azure DevOps Migrator

Allows to migrate the data (items) from Redmine to Azure DevOps work items along with history, links and attachments



Major Industries Served



BFSI



Healthcare



Manufacturing




IT



Infrastructure

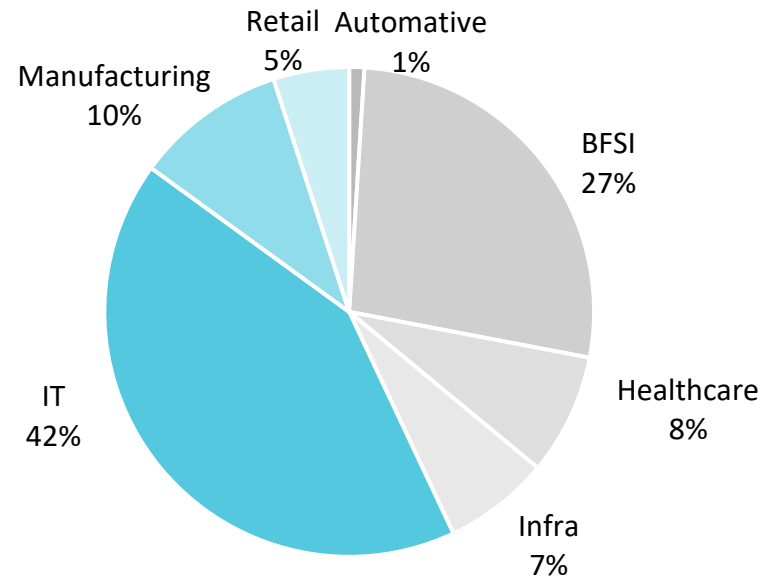


Retail




Automotive

Revenue Contribution (%)



Others



Aviation



Energy



Digital Marketing



Mining



Conglomerate




Consulting Services



Technology



Education




Ed Tech



Logistic



Telecom

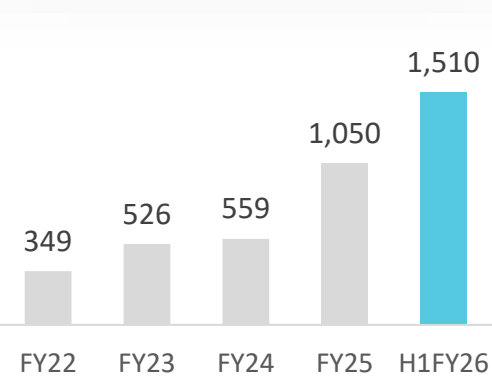


Transport

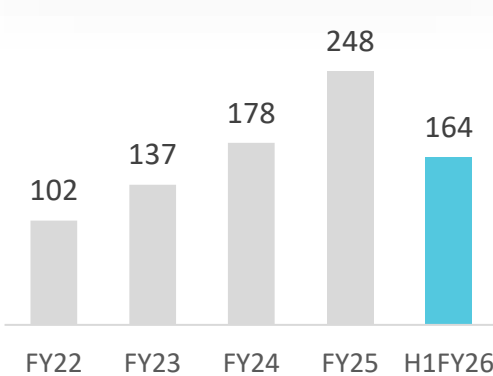


Key Operational Metrics – Technology Solutions

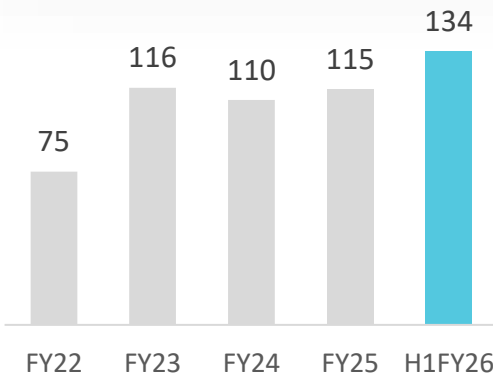
Order Book (Rs Mn)



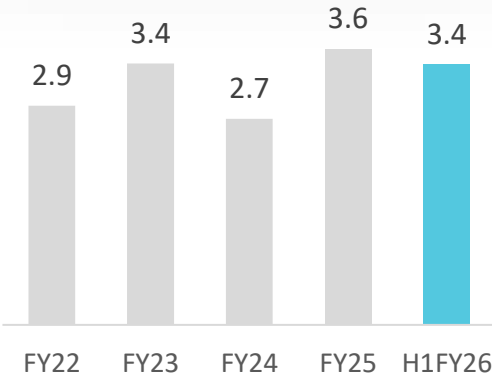
Number of Projects (#)



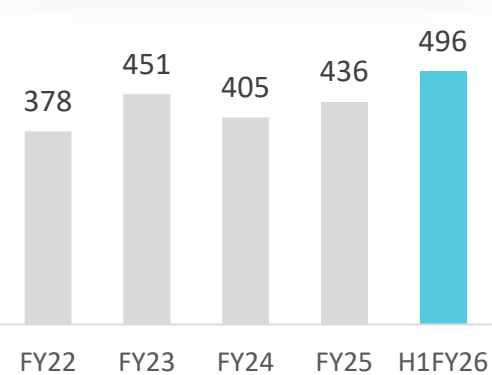
Number of Clients (#)



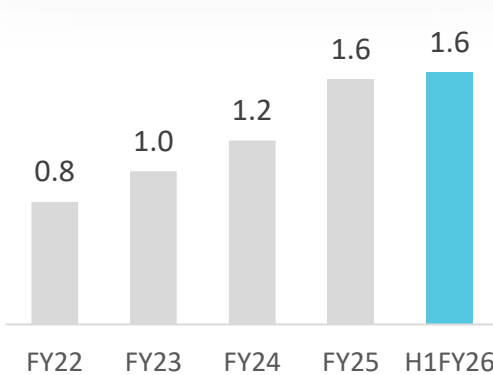
Avg. Revenue/Projects (Rs Mn)



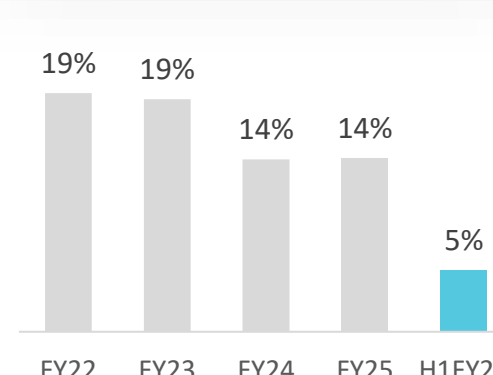
Number of Resources (#)



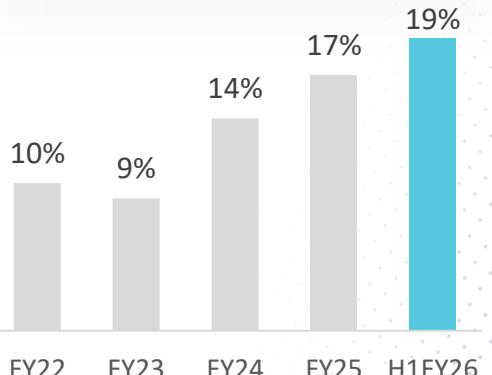
Avg. Revenue/Employees (Rs Mn)



Attrition (%)



Onsite/Offshore Employee (%)





Our Core WRM Offerings (Canarys has worked on ~22 WRM projects across 15 States in India)



Water Management Automation for Canal Modernization

Automated water management for Irrigation Canals enhances conveyance efficiency, schedules rotation, and ensures equitable distribution to users

The Turnkey SITC solution includes water demand & planning analysis, water release control Decision Support System (DSS) software, tailored IoT measurements, renewable power, communication devices, and related services



Flood Early Warning Solutions (FEWS)

A proprietary package for Urban areas, reservoirs, rivers, hydropower plants for analyzing and assessing the risk of flooding, infrastructure adequacy tests, simulations of flood scenarios, impact analysis and decision support system to predict and provide longer lead time along with process management for corrective actions and communication to the stakeholders.

SITC & Annuity – customized to the city, basin, river course.



Irrigation Canal SCADA reservoir Gate Control

A system of software and hardware components enabling measured release of water based on procedures, safety and to meet the demand.

WRM - Technical Solutions Process


Monitoring - IoT based stations at remote Sites



Tele Transmit data water level, Gate opening, Q, H, Vm, Rainfall, Temp, Humidity, Wind speed, etc.



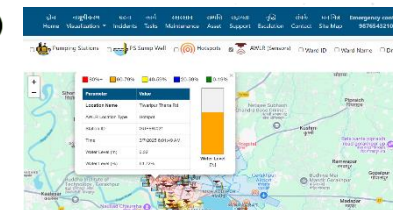
Control Panels



Command Center - Experts & operation from Canarys



Action controlled automatically



Phone and computer Software for officers' information, decisions, process automation, early warning and Control Devices / pump automation



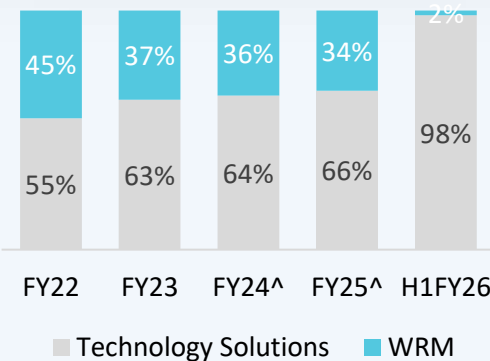
Strategic Decision to Reduce Focus on Water Resource Management

- Strategic decision to reduce focus on this segment due to its elongated Working Capital Cycle (receivable days in the range of **180-300** days).
- Receivables have improved from **Rs 41 Cr** in September 2025 to roughly **Rs 33 Cr** at present from **Rs 50 Cr** at the end FY25. Under the contract structure, the remaining amount is anticipated to be collected within the coming 4–5 years.
- We will be pursuing project bids in a careful and strategic manner, considering that most are government projects.
- **Bidding New Projects at better terms with ~60% of the project value received upfront (as against ~40% earlier)**

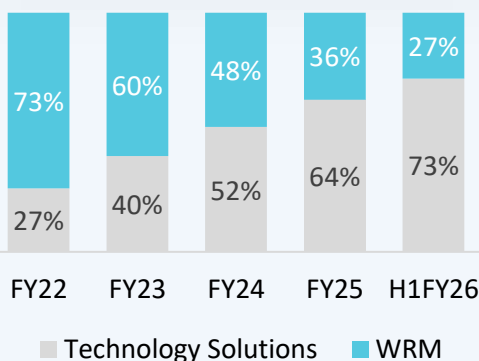
SITC Payment Terms

Parameter	Previous Terms	New Terms (Revised)
Year 1 Cash Inflow	40% of the contract value	60-70% of the contract value
Remaining Payment	Over 4-5 Years	Over 4-5 Years
Cost Recovery Time	2-3 Years	Faster Recovery

Revenue Mix (Rs Mn)



Order Book (Rs Mn)




Total market opportunity sized at ~INR 492 Bn, assuming modernization of 50% of the current irrigated land of ~3.09 Cr hectares, over the next 10 yrs



^Adjusted for Intersegment Revenue



Experienced Top Management (Board Of Directors)



Raman Subbarao M R | Chairman & Managing Director

- 38+ years of experience in software development
- Founder and key architect of Canarys in driving technological innovations and development
- Served as an external consultant at HP for 6.5 years and managed organization wide metrics and developed drivers for various popular HP instruments




Raghu Chandrashekhariah | CFO & Whole Time Director

- 30+ years of experience
- At Canarys, he focuses on revenue generation, new customer acquisition, and upselling/cross-selling with existing clients.



Sheshadri Srinivas | CEO & Executive Director

- 25+ years in system architecture & engineering.
- **IIT Bombay alumnus** with strategic leadership at Canarys, driving business growth and fostering strong US partnerships for 15+ years.



Pushparaj Shetty | Executive Director (Telemetry)

- Technologist and business leader with 25+ years experience
- Under his leadership, launched WRM business and IoT-driven water management facilities. He is a coach and a panel member in autonomous water resources bodies and associations




Arun Danavadi K | Whole Time Director (Operations)

- With 30+ years in IT, he excels in assembly programming, production, testing, and deploying IEEE-488 equipment for telecom and defense
- Seasoned professional, he oversees and manages business operations at Canarys.



Muralikrishnan Gopalakrishnan Independent Director

20+ years of experience, he holds an Engineering degree from IISc Bangalore and was VP at Tata Elxsi, later founding Sounding Board Business Solutions.



Asha Sivashankar Independent Director

30+ years in diverse industries, she holds Physics postgrad (Delhi University) and MA in applied and professional ethics (Leeds) and has led at NIIT, HP, Vaatsalya, Schneider, and TeamLease.




Ramesh Phatak Independent Director

With 35+ years in IT and tech, he holds an M.S. from Louisiana State University, is a NASSCOM ER&D council member, led at Intel, Motorola, Schneider Electric, and mentors startups as an angel investor since 2017.



Sheshadri Srinivas

Chief Executive Officer



Pushparaj Shetty

Executive Director (Telemetry)



Raghu Pavan

Chief Information Officer

- With 20+ years of experience, he holds an Engineering degree in IEM from RVCE, an HRM master's from Christ College, and has held roles at Accenture and IBM.
- At Canarys, he strategizes the technology roadmap and solution offerings.



Nagaraj Bhairaji

Senior Vice President

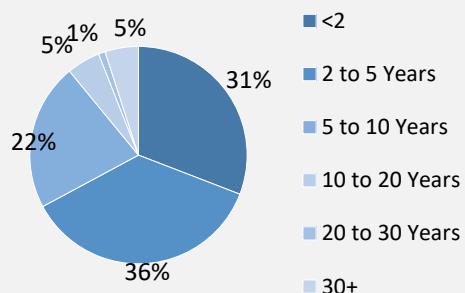
- Certified DevOps professional with 15+ years of experience, speaker at Microsoft Tech-Ed, GitHub, and other Microsoft events on ALM, Agile, and DevOps.
- At Canarys, he manages software projects, develops DevOps solutions, and builds large teams for end-to-end DevOps implementation.



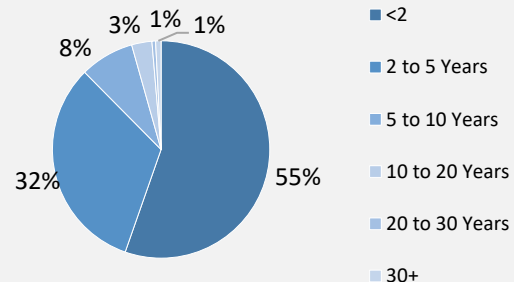
**Highly
Skilled
Team**

(H1FY26)

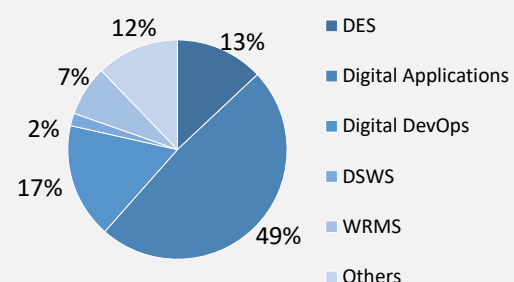
Team Split by Total Years of Experience



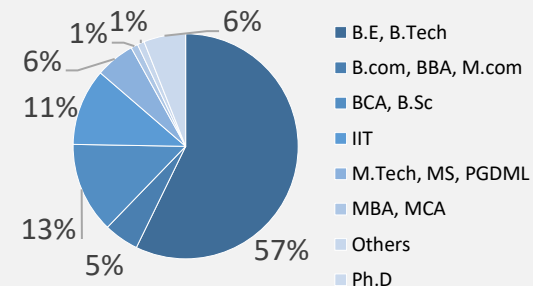
Team Split by Years of Experience with Canarys



Team Split by Department



Team Split by Educational Qualifications





Marquee Clients Across Industries



TNWRD



Key Awards



GitHub Partner

Overall Growth GitHub
Services and Channel
Growth Partner
of the Year 2025



GitHub Partner

GitHub APAC Channel
Partner of the Year
award 2024



Microsoft Partner

2014 Partner of the year
finalist Application
Lifecycle Management



DevOps Partner

2017 & 2018 Partner
of the year finalist



Karnataka Innovation Leadership Award



Leader in DevOps Solution



Best DevOps Solution Provider



Most Innovative DevOps Company



CEO with highest
Quality Orientation



TechEd India
2010 Award



Excellence in Execution-
Developer Tools Business



LTI Hall of Fame
Award 2022

Key Partnerships




Microsoft Gold Partner
For DevOps and cloud platform



**GitHub Verified
Partner**



**SAP Silver
Partner**



**GitLab
Certified
(PSP)**



**Gitlab
Open
Partner**



**SonarQube
Gold
Partner**



**Gold
Snyk
Partner**



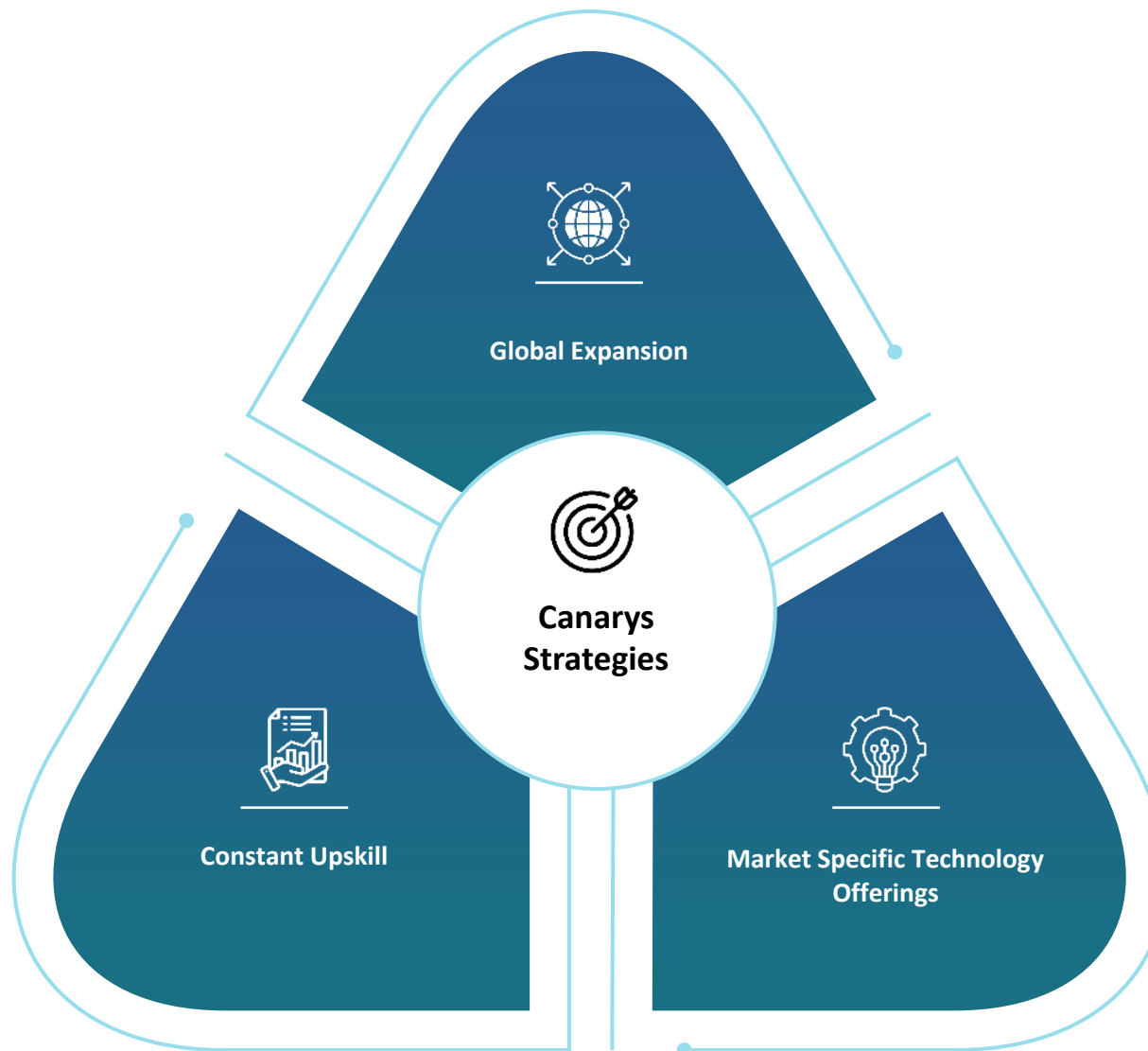
**Silver
Solution
Partner**



**Lambdatest
Solutions
Partner**

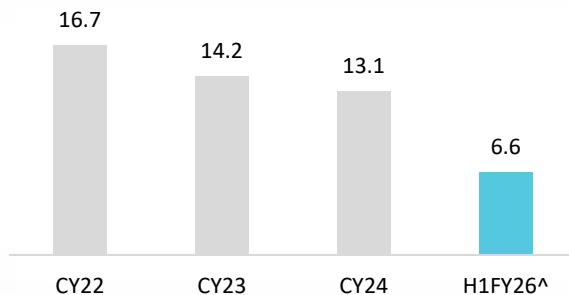


Strategic Roadmap to 2028



Acquired a majority stake in Fortira Inc., USA, in April 2025 marking a significant step in expanding its presence in the North American IT solutions market.

Revenue (In USD Mn)



EBITDA* (In USD Mn)



PBT (In USD Mn)

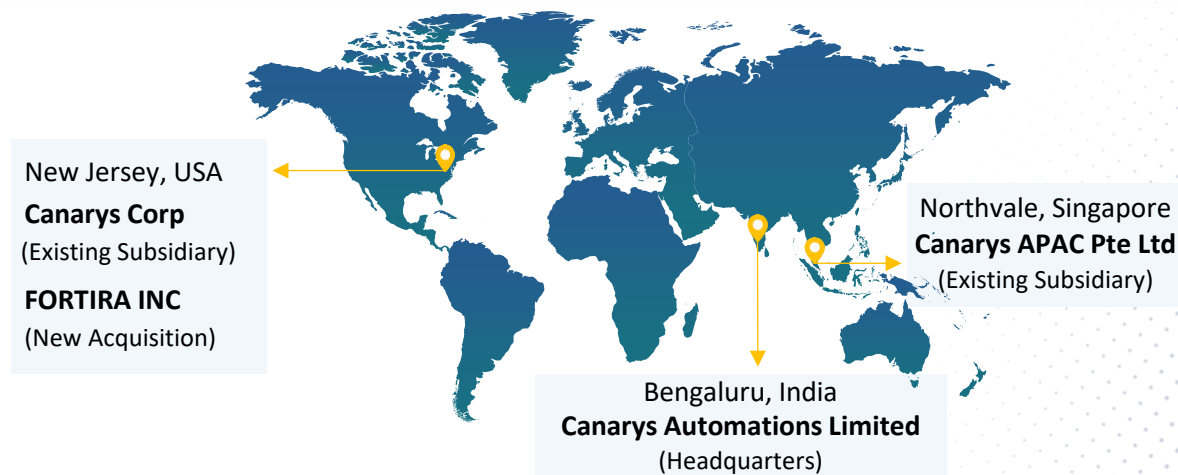


*Ex Partners Remuneration; ^ from 16-April'25 to 30 Sept'25

Strategic Rationale & Synergies:

- 4 Proprietary Solutions
- 25+ large enterprise Logos
- Team of 100
- Expansion into North American IT Solutions Market
- Strengthens AI , Data, Digital Engineering, IT Consulting, and Cybersecurity capabilities
- Enhances cross-selling, expands industry presence in Financial Services, Healthcare, Telecom, and Pharma, and drives digital transformation and cloud innovation.

Presence across 3 countries; Serviced Across 10+ Countries





Focused Solutions for High-Growth Industries



BFSI

AI-driven risk management,
fraud detection & digital banking



Healthcare

Cloud-based patient data
management & AI diagnostics



Manufacturing

Smart factory automation & IoT-
enabled predictive maintenance



Retail & E-commerce

Real-time analytics & AI-
powered personalization



Why This Matters?

- ✓ Industry-specific needs demand customized tech solutions
- ✓ AI, Cloud & Automation are reshaping enterprise operations
- ✓ Proven track record in delivering scalable IT solutions
- ✓ \$500B+ Digital Transformation Market – High-growth opportunity*
- ✓ AI & Cloud Adoption at 50%+ CAGR – Enterprises accelerating IT spending**



Strategy for Market Leadership

**Building deep
industry expertise**
with domain-specific
solutions

**Investing in AI &
Cloud innovation to**
stay ahead of
market trends

**Strengthening
collaborations**
with top enterprises
in each sector

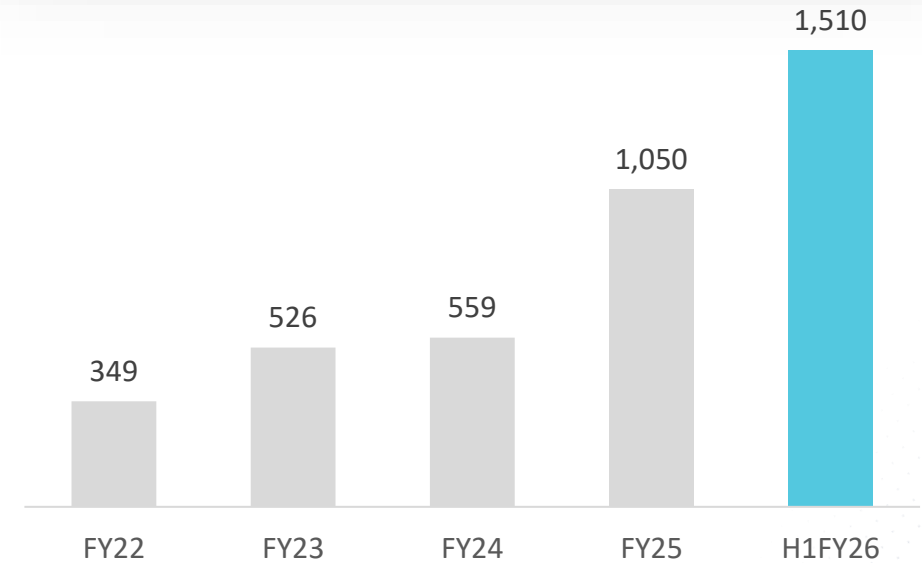
* (Source: IDC & Gartner Reports) ; ** (Source: McKinsey Digital Study 2024)



Key Initiatives

- **Order Book** - Grow IT Solutions' Order Book
- **Robust Pipeline** - with large deals in BFSI, Healthcare & Manufacturing sectors
- **Cross-Sell Opportunities** - Recent North American Acquisition, Expanding Market Reach
- **Invest in People** – Upskill, Nurture Culture, and Enable Growth.
- **Global Expansion** - Driving Orders from key international markets

IT Solutions Order Book (Rs Mn)



In FY25, we strengthened our market presence by adding 63 new logos across 15+ sectors and expanding our solution suite with 25 new solutions

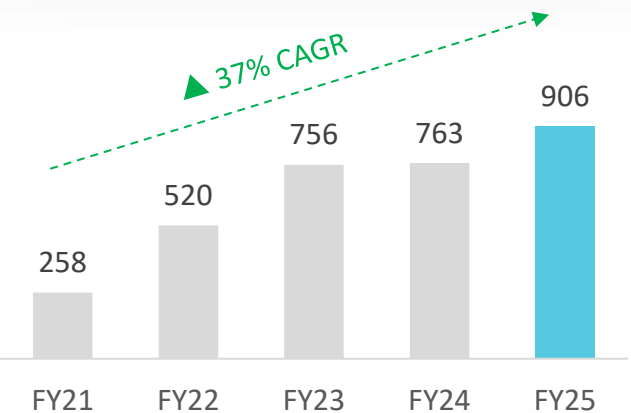


Historical Financials

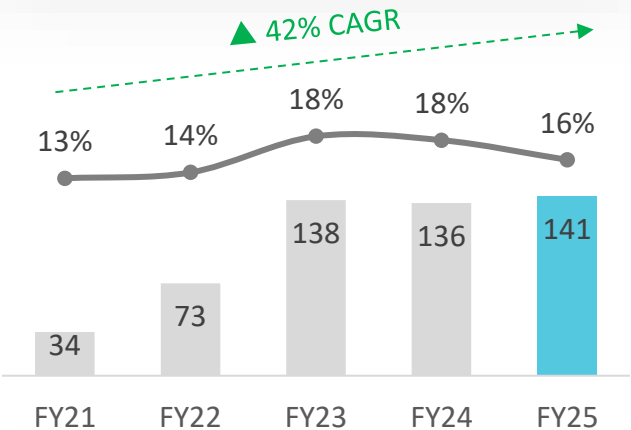


Consistent Financial Performance Over the Years

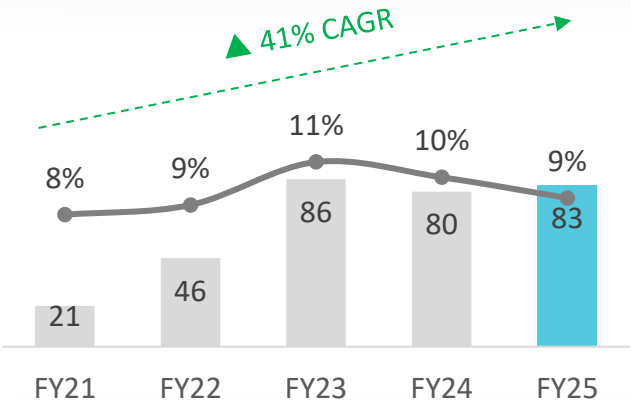
Total Income (Rs Mn)



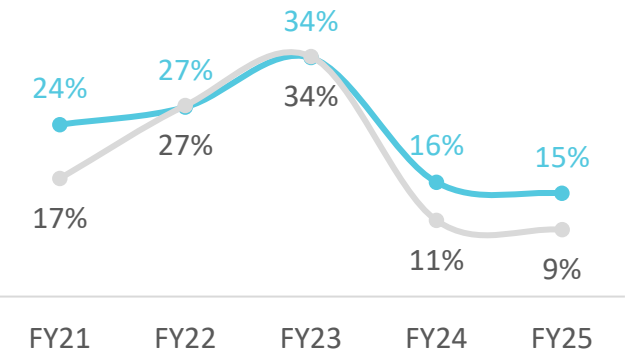
EBITDA (Rs Mn) & Margin (%)



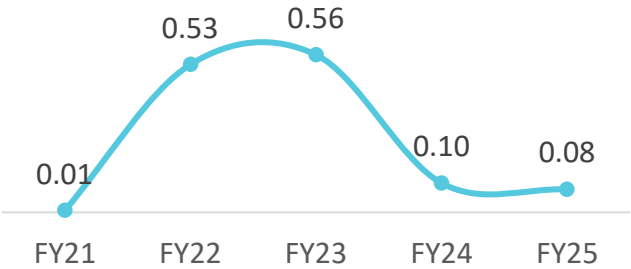
PAT (Rs Mn) & Margin (%)



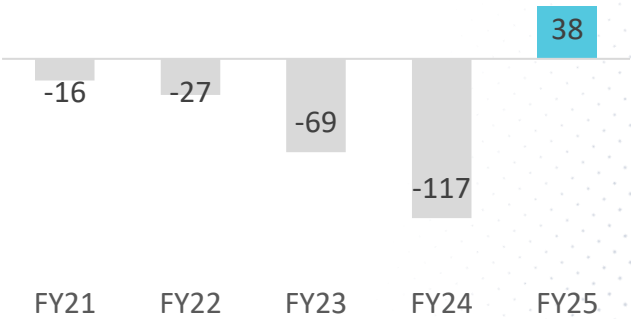
ROCE (%) and ROE (%)



Debt to Equity (x)



Cash Flow from Operations (Rs Mn)



Particulars (Rs Mn)	FY21	FY22	FY23	FY24	FY25	H1FY26
Revenue From Operations	256	515	745	750	891	1,012
Other Income	2	5	11	13	15	5
Total Income	258	520	756	763	906	1,017
Purchases & Change in Inventory	68	162	200	190	263	407
Employee Benefits Expense	121	198	291	307	369	362
Other Expenses	35	88	127	130	134	116
EBITDA	34	73	138	136	141	132
EBITDA Margin	13.3%	14.0%	18.3%	17.8%	15.5%	13%
Depreciation and Amortisation Expenses	3	4	4	3	3	1
EBIT	31	69	134	133	138	131
EBIT Margin	12.0%	13.3%	17.7%	17.4%	15.3%	13%
Finance Cost	1	7	15	14	12	7
Profit Before Share based payment expenses and Tax	30	62	119	119	126	125
Share Based Expenses	-	-	-	13	11	4
Tax Expense	9	17	33	26	32	30
PAT	21	46	86	80	83	90
PAT Margin	8.2%	8.8%	11.4%	10.5%	9.2%	9%
EPS (in Rs)	1.16	2.08	3.98	1.72	1.39	1.20



Consolidated Balance Sheet Statement

Liabilities (Rs Mn)	Mar-21	Mar-22	Mar-23	Mar-24	Mar-25	Sep-25
Share Capital	71.1	92.8	92.8	143.6	130.0	130.0
Reserves & Surplus	54.7	75.5	161.0	597.6	728.8	800.9
Money Received against Share Warrant	0.0	0.0	0.0	0.0	15.9	15.9
Shareholders' Funds	125.8	168.3	253.8	741.1	874.7	946.7
Minority Interest	-	-	-	-	-	232.2
Deferred Tax Liabilities	0.9	0.7	0.8	-	-	0.0
Other Long-Term Liabilities	0.3	0.3	0.3	0.3	0.3	0.3
Long-Term Provisions	1.8	2.3	2.7	2.7	2.9	1.4
Total Non-Current Liabilities	3.0	3.3	3.8	3.1	3.3	1.7
Short Term Borrowings	0.0	87.9	141.6	77.2	71.4	135.4
Trades Payable	40.9	137.0	140.9	107.4	184.1	167.0
Other Current Liabilities	22.3	62.8	64.3	105.3	59.7	49.9
Short Term Provisions	8.4	16.0	3.7	12.1	12.0	25.9
Total Current Liabilities	71.5	303.7	350.4	302.0	327.1	378.2
Total Liabilities	200.3	475.4	608.0	1,046.2	1,205.1	1,558.8

Assets (Rs Mn)	Mar-21	Mar-22	Mar-23	Mar-24	Mar-25	Sep-25
Property, Plant & Equipment & Intangible Assets	7.6	8.7	9.0	30.1	59.2	77.6
Goodwill on Consolidation	-	-	-	-	-	442.5
Financial Assets	12.5	2.5	13.5	13.5	13.3	13.1
Other Non-Current Assets	32.2	48.5	14.0	23.1	19.5	25.1
Total Non-Current Investment	52.2	59.6	36.5	66.7	92.0	558.2
Inventories	10.4	43.2	40.6	17.4	62.3	93.9
Trade Receivables	103.7	259.1	426.4	647.6	683.3	555.9
Cash and Cash equivalents	10.9	55.3	56.0	235.5	278.1	73.6
Short-Term Loans and Advances	15.4	45.4	36.3	44.9	37.8	47.2
Other Current Assets	7.6	12.9	12.2	34.2	51.7	230.0
Total Current Assets	148.1	415.8	571.5	979.5	1113.1	1000.5
Total Assets	200.3	475.4	608.0	1,046.2	1,205.1	1558.8



Consolidated Cash Flow Statement

Particulars (Rs Mn)	FY21	FY22	FY23	FY24	FY25	H1FY26
(A) Net Cash Flow from Operating Activities	-16	-27	-69	-117	38	-5
(B) Net Cash Flow from Investing Activities	-14	3	-11	-15	-21	-462
(C) Net Cash Flow from Financing Activities	56	85	46	317	21	268
Net (Decrease)/ Increase in Cash & Cash Equivalents (A+B+C)	27	61	-34	184	39	-199
Opening Cash & Cash Equivalents	17	43	104	70	254	293
Cash and cash equivalents at the end of the period	43	104	70	254	293	94



Annexure



IT
32



BFSI
4



Climate
1



Education
2



Export & Import
1



Consulting Services
1



Securities
1



Telecom
2



Infrastructure
2



Healthcare
1



Marketing
1



Logistics
1



Manufacturing
3

1



ServiceNow to Azure DevOps Migrator

Migrate and integrate the ServiceNow ticketing tool with Azure DevOps.

2



License Optimizer

Manage Licenses across Azure DevOps, GitHub and Jira.

3



Canarys Migration Hub

Comprehensive Solution for Seamless DevOps and Ticketing Tool Migrations

4



Aha to Azure DevOps Issues Migrator

Designed to simplify and expedite the migration process of valuable data from Aha to Azure DevOps.

5



Azure DevOps to Jira Migrator

The Solution to migrate Azure DevOps workitems to Jira issues

6



Canarys User Validate

The Azure DevOps extension that prevents unauthorized users from making updates and saving work items.


7



Jira to Azure DevOps Issues Synchronizer

Jira to Azure DevOps Issue Synchronizer Tool streamlining collaboration across platforms.

8



SAP Cloud ALM to Azure DevOps Integrator

Seamless collaboration bridging SAP Cloud ALM and Azure DevOps for unified efficiency and transparency.

9



Canarys RollUp

Tool designed to simplify effort tracking and provide crystal-clear insights across all your projects. Easily roll up tasks to User Stories, Features, and Epics..

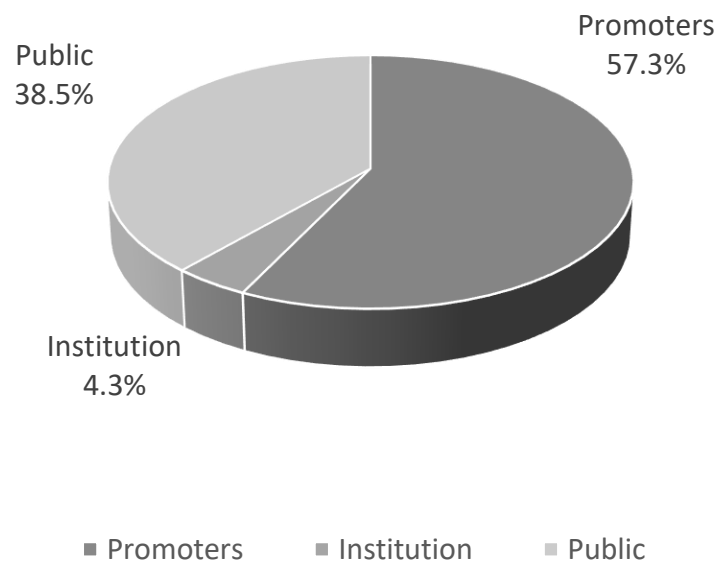
10



Redmine to Azure DevOps Migrator

Migrate your Redmine artifacts to Azure DevOps Services.

Shareholding Pattern (as on September-25)



Script Related Information (as on 09-December-2025)

NSE Code	CANARYS
CMP (Rs)	28.8
Market Cap (Rs Cr)	164.4
Shares O/s (Cr)	5.6
Face Value (Rs)	2.00
Average Trading Volume ('000)	83

Thank You



Ambikeshwari M A, Company Secretary & Compliance Officer

Email Id : ambikeshwari.m@ecanarys.com

Contact No: +91 80 2679 9915



Investor Relations

Akhilesh Gandhi, CFA | Dhanya Dhruv

akhilesh@stellar-ir.com | dhanya@stellar-ir.com

Phone: +91 22 62398024