Bharti Infratel Limited

September 8, 2016

National Stock Exchange of India Limited
Exchange Plaza, C-1 Block G
Bandra Kurla Complex, Bandra (E)
Mumbai – 400051
Email ID: cmlist@nse.co.in

BSE Limited
Phiroze Jeejeebhoy Towers
Dalal Street
Mumbai – 400001
Email ID: corp.relations@bseindia.com

Ref: Bharti Infratel Limited (534816 / INFRATEL)

Sub: Investor Presentation

Dear Sir/ Madam,

Pursuant to Regulation 30 and 46 of SEBI (Listing Obligations and Disclosure Requirement) Regulations, 2015, please find enclosed the presentation made by the Company to the investors at the following conferences:

Name	Date	Venue
dbAccess Global Emerging Markets (GEMs) One-on-One Conference 2016	September 7, 2016	New York
Citi India Corporate Forum in London 2016	September 8-9, 2016	London

Kindly take the same on record.

Thanking you,

Sincerely Yours

For Bharti Infratel Limited

BHARTI INFRATEL LIMITED NEW DELHI

Shweta Girotra
Company Secretary

Encl: As above

Bharti Infratel Limited
CIN L64201DL2006PLC156038
901, Park Centra, Sector 30
NH-8,Gurgaon, Haryana - 122001
Phone: +91 124 4132600 Fax: +91 124 4109580
Email: compliance.officer@bharti-infratel.in
www.bharti-infratel.com

Registered Office:
Bharti Crescent
1, Nelson Mandela Road, Vasant Kunj
Phase II, New Delhi, India – 110070
Phone: +91 11 46666100
Fax: +91 11 41666137

Bharti Infratel Limited

Investor Presentation

August 2016

Disclaimer

By attending the meeting where this presentation is made, or by reading the presentation materials, you agree to be bound by the following limitations:

The information in this presentation has been prepared by Bharti Infratel Limited (the “Company”) for use in presentations by the Company at investor meetings and does not constitute a recommendation regarding the securities of the Company.

No representation or warranty, express or implied, is made as to, and no reliance should be placed on, the fairness, accuracy, completeness or correctness of the information, or opinions contained herein. Neither the Company nor any of its advisors or representatives shall have any responsibility or liability whatsoever (for negligence or otherwise) for any loss howsoever arising from any use of this presentation or its contents or otherwise arising in connection with this presentation. The information set out herein may be subject to updating, completion, revision, verification and amendment and such information may change materially. Neither the Company nor any of its advisors or representatives is under any obligation to update or keep current the information contained herein.

The information communicated in this presentation contains certain statements that are or may be forward looking. These statements typically contain words such as "will", "expects" and "anticipates" and words of similar import. By their nature forward looking statements involve risk and uncertainty because they relate to events and depend on circumstances that will occur in the future. Any investment in securities issued by the Company will also involve certain risks. There may be additional material risks that are currently not considered to be material or of which the Company and its advisors or representatives are unaware. Against the background of these uncertainties, readers should not unduly rely on these forward-looking statements. The Company, its advisors and representatives assume no responsibility to update forward-looking statements or to adapt them to future events or developments.

This presentation has been prepared for informational purposes only. This presentation does not constitute a prospectus under the (Indian) Companies Act, 1956 and will not be registered with any registrar of companies. Furthermore, this presentation is not and should not be construed as an offer or a solicitation of an offer to buy securities for sale in the India.

This presentation and the information contained herein does not constitute or form part of any offer for sale or subscription of or solicitation or invitation of any offer to buy or subscribe for any securities of the Company, nor should it or any part of it form the basis of, or be relied on in connection with, any contract or commitment whatsoever. The securities of the Company have not been and will not be registered under the U.S. Securities Act of 1933, as amended (the "Securities Act"), and may not be offered, sold or delivered within the United States or to U.S. persons absent from registration under or an applicable exemption from the registration requirements of the United States securities laws. This presentation and the information contained herein is being furnished to you solely for your information and may not be reproduced or redistributed to any other person, in whole or in part. In particular, neither the information contained in this presentation nor any copy hereof may be, directly or indirectly, taken or transmitted into or distributed in the U.S., Canada, Australia, Japan or any other jurisdiction which prohibits the same except in compliance with applicable securities laws. Any failure to comply with this restriction may constitute a violation of the United States or other national securities laws. No money, securities or other consideration is being solicited, and, if sent in response to this presentation or the information contained herein, will not be accepted.

By reviewing this presentation, you are deemed to have represented and agreed that you and any person you represent are either (a) a qualified institutional buyer (within the meaning of Regulation 144A under the Securities Act) and a qualified purchaser (within the meaning of the U.S. Investment Company Act of 1940, as amended), or (b) not a U.S. person (as defined in Regulation S under the Securities Act) and are outside of the United States and not acting for the account or benefit of a U.S. person.

Table of Contents

Company Overview

Industry Overview

Business Model Strengths

In Summary

Company Overview

Bharti Infratel – Who We Are?

Bharti Infratel Limited

- A Leading Tower Infrastructure Operator
- Pan India Presence across all 22 Telecommunications Circles
- Indus Towers – JV between Bharti Infratel, Vodafone and Aditya Birla Telecom
- Top 3 Operators – Anchor Customers & Relationships with all other Operators
- Marquee promoter and investors

Performance at a Glance

89,352 towers and **196,041** co-locations[1]

38,642 towers of Bharti Infratel and **50,710** towers from 42% stake in Indus [1]

FY16 Consolidated Revenue of **US$1,861m**

Q1 FY17 Consolidated Revenue of **US$476m**

FY16 Consolidated EBITDA of **US$822m**[2] and Q1 FY17 Consolidated EBITDA of **US$209m**

FY16 EBITDA Margin[3] of **44.2%** and Q1 FY17 EBITDA Margin of **43.9%**

FY16 Profit after Tax of **US$339m** and Q1 FY17 Profit after Tax of **US$114m**

FY16 Profit Margin of **18.2%**[4] and Q1 FY17 Profit Margin of **23.6%**

Q1 FY17 Net Cash of US$1.01bn

FY16 Consolidated Operating free cash flow[5] of **US$496m** and Q1 FY17 consolidated Operating free cash flow of **US$142m**

Market share in terms of installed tower base, FY15

Infratel + Indus[1] : 40.8%

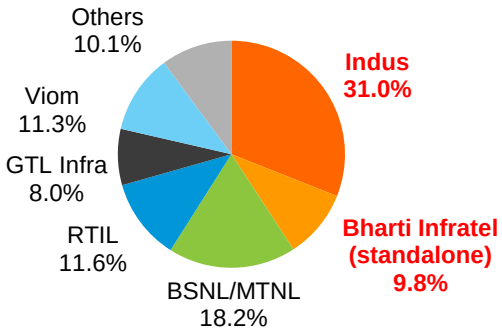

Market share in terms of co-locations, FY15

Infratel + Indus[1] : 48.7%

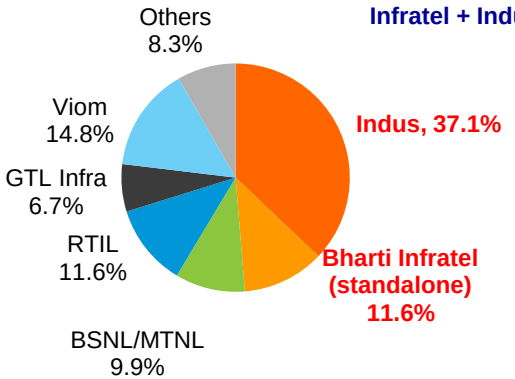

Source for Market Share: Deloitte, June 2015

Exchange Rate Used for FY16: US$1 = 66.25 as on 31st March, 2016; Q1FY17: US$1 = 67.51 as on 30th June, 2016
Note: Financials for Bharti Infratel for year ending March 31, 2016 and quarter ending June 30, 2016
(1) As of June 30, 2016
(2) Includes pass through costs
(3) EBITDA for Bharti Infratel has been calculated excluding Other Income
(4) Profit margin calculated as PAT divided by Rental Revenue & pass through costs
(5) Calculated as EBITDA less Capex
(6) Based on proforma consolidated financials as per proportionate consolidation method as per IND AS

Pan India Footprint : Leading Positions Across India

Pan India presence

- Opportunities for voice growth in rural areas given rural penetration of 51.37%[1]
- 3G/4G services to drive data consumption
- Given inadequate wire-line infrastructure, wireless services expected to cater to new demand

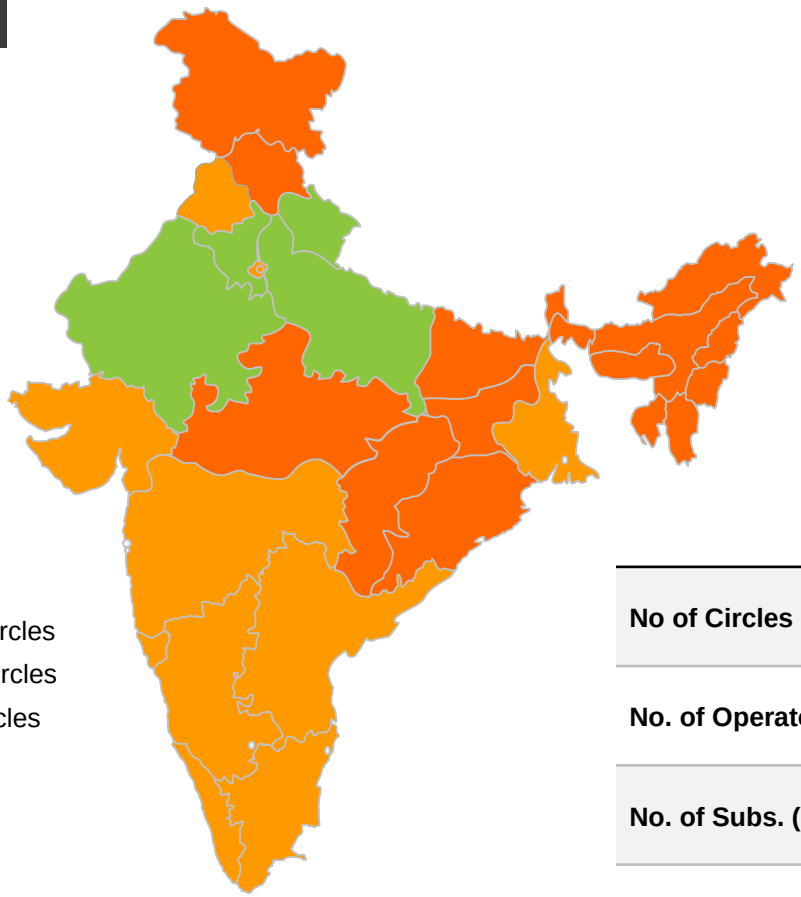

Bharti Infratel Circles
Indus Towers Circles
Overlapping Circles

	Bharti Infratel Circles	Indus Towers Circles	Overlapping Circles
No of Circles	7	11	4
No. of Operators	6 - 10	8 - 10	8 - 10
No. of Subs. (m) [2]	220	604	235
Teledensity (%) [2]	73.9%	109.0%	73.4%

In the computation of wireless teledensity, following assumptions have been made:
A. Since only UP state teledensity was available, it was assumed to be the same between UP(E) and UP(W); B. Since teledensity was reported for West Bengal including Kolkata, the same teledensity was assumed for both circles; C. Since teledensity was reported for Maharashtra including Mumbai, the same teledensity was assumed for both circles ; D. Delhi includes Ghaziabad, Noida, Gurgaon and Faridabad ; E. Operator refers to wireless operators providing service as of 31 Mar 2012 ; F. No. of SIMs refers to wireless subscribers

(1) Source: Wireless Penetration as per TRAI as of March 31, 2016
(2) Source: TRAI as of February 29, 2016

Industry Overview

Operator Industry Dynamics

Market Concentrated in Hands of Select Players

The Indian market is dominated by the top 3 operators: BIL's Anchor Tenants

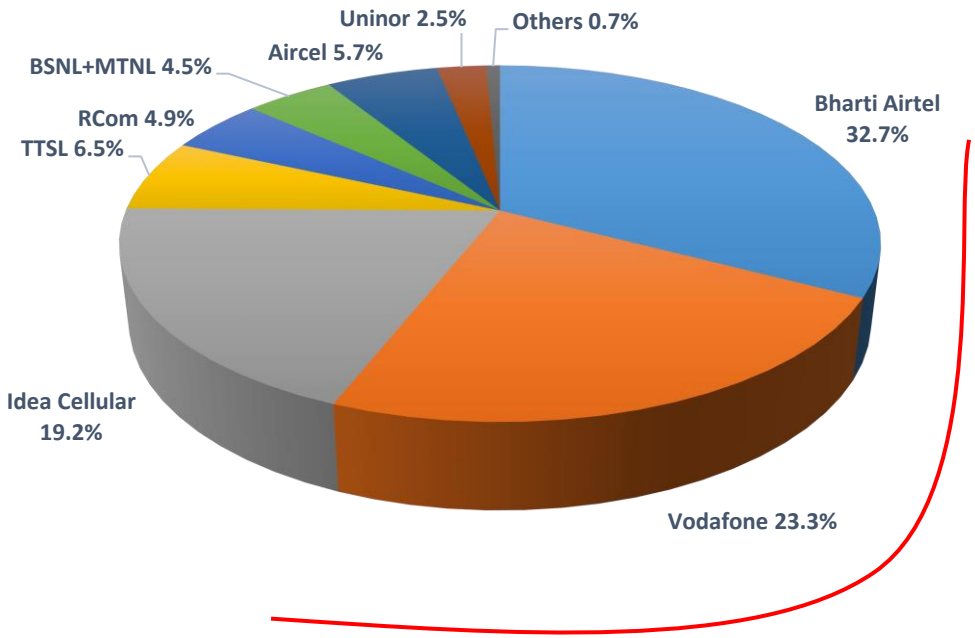

Anchor tenants : 75.2% RMS

Non-discriminatory nature

RoFRs from Anchor Operators

All operators are customers

Source: (1) TRAI , for the quarter ended Jun 30, 2016; Others includes Loop Mobile, Videocon, HFCL, Sistema Shyam. RCOM has not disclosed their revenues for the quarter – assumed same as 4Q16

Continuing Voice Led Growth

Wireless Base continues to rise – while MOU / Sub has held steady

- Growth opportunities remain in rural and semi urban voice market
- Rural penetration still ~ 50% - significant headroom
- Both coverage and capacity requirements to fuel tower and co-location demand
- Lower ARPUs further necessitate sharing for ensuring operational efficiency

India: Wireless Subscriber Base[1] (m)

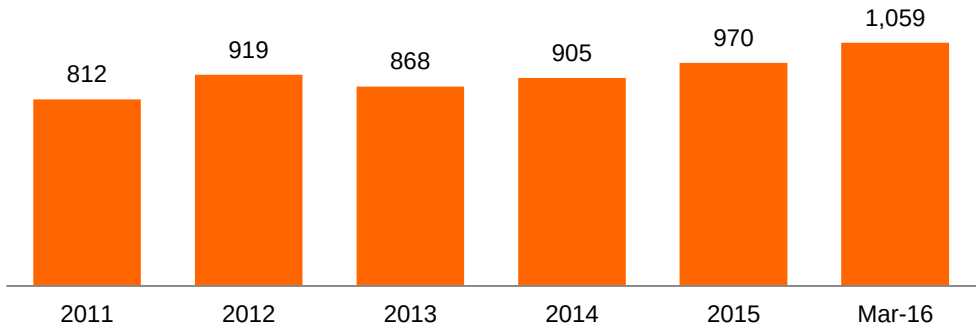

MOU/month/Sub[1] (minutes)

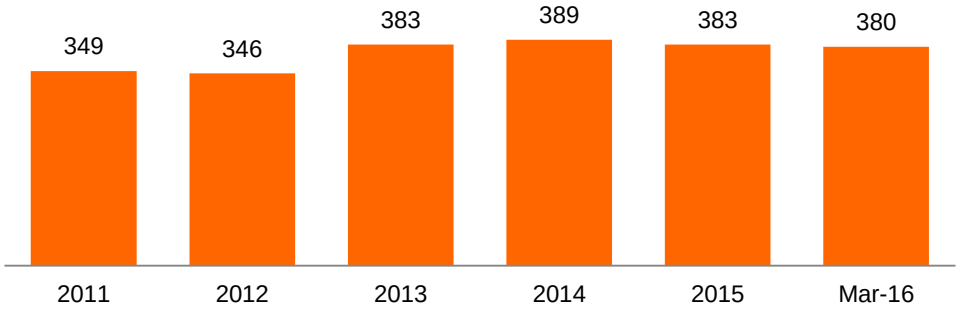

Source: (1) TRAI Report for the Year ended 31st March

Increasing Operator Focus on Data

An operator agnostic business model, superior network footprint and service quality standards allow Bharti Infratel to capitalize on the growth in the data market

Operator Investment in Licenses

- 3G/4G auctions held since 2010 led to significant investments of nearly $50bn by telecom operators.

	June 2010(1)	Feb 2014(6)	March 2015(2)
Total Investment; USD, Bn	20.1	10	17.6

- Most of this spectrum has been acquired for fresh data networks rollout.
- Airtel has implemented 4G data in 296 cities in India,
- Idea Cellular and Vodafone have already announced of selective 4G launches by this Financial Year end.

Non Voice contribution ~ 29% of Operator's Revenues[4]

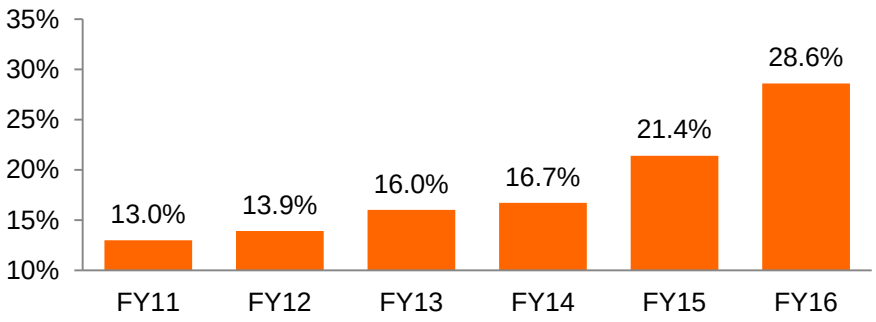

Investments by Anchor Operators[5]

	3G Circles	4G Circles	Data Capability
airtel	21	22	22 of 22
vodafone	16	6	16 of 22
Idea	13	11	17 of 22

Findings from NSN MBIT Index[3]

- 50% growth in mobile data traffic in India between Dec'14 & Dec'15
- 3G grew by 86% while 2G grew by 12%
- 3G users consume 3.4 times more data than 2G users
- Smartphones generate more than half of all mobile data in India

(1) Source: Press Information Bureau, Government of India- Data converted at US$=INR 52.78
(2) Source: Department of Telecom , Government of India- Data converted at US$=INR 62.5
(3) NSN MBIT Index 2016
(4) Based on Operator reported numbers (Airtel and Idea).
(5) 3G on either 900 or 2100 and 4G services through 1800 or 2300 MHz spectrum; Data Capability is calculated in the circles where either 3G or 4G spectrum is available.
(6) Source: Department of Telecom , Government of India- Data converted at US$=INR 61.85

Data Revolution Unfolding

- Favorable demographics –Median Age of India's population ~26 years
- Broadband penetration ~12%[1] & Internet penetration ~27%[2]
- Technology Adoption and smartphone penetration leading to higher data uptake

Superior Technology will lead to Subscriber growth[3]

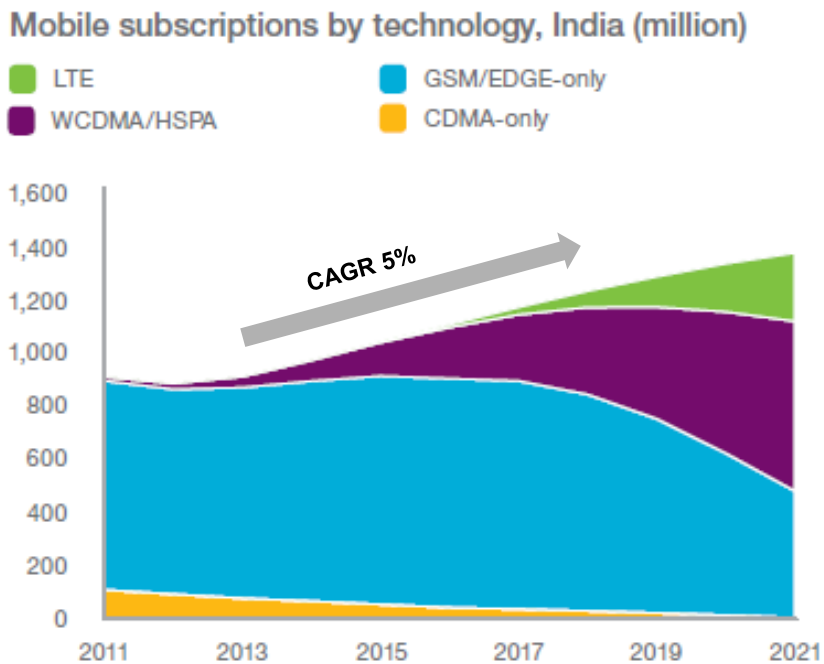

Data growth driven by smartphone traffic

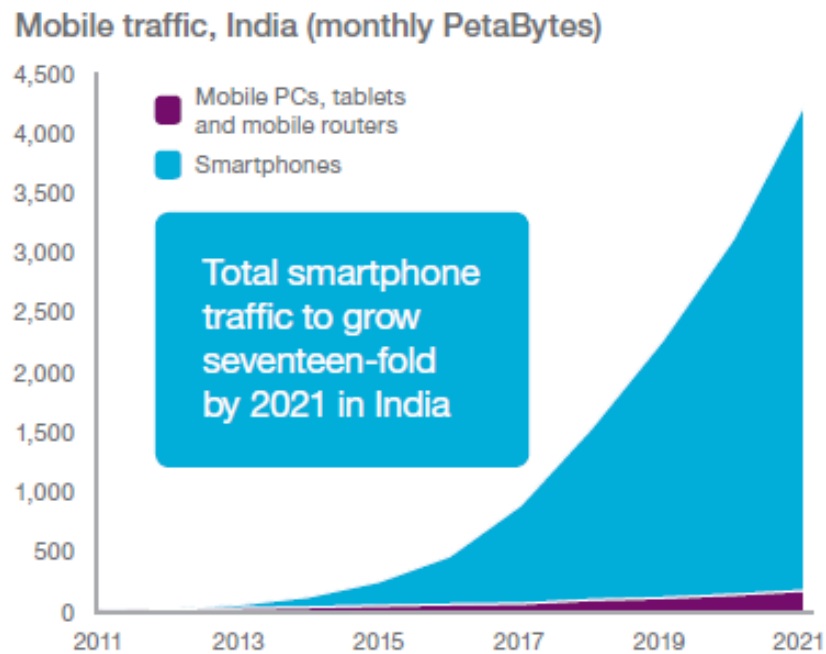

Source:
(1) TRAI Indicator Report Mar 2016; (2): TRAI Report; (3) Ericsson Mobility Report – June 2016

Network & Data Growth Forecasts

Exponential Growth in Data over the next five years

	2015	2021	CAGR 2015–2021
Mobile subscriptions (million)	1,040	1,370	5%
Smartphone subscriptions (million)	210	810	15%
Data traffic per active smartphone (GB/month)	1.4	7	30%
Total mobile traffic (EB/month)	0.3	4.5	55%

3G and 4G will be the leading technologies in 2021

India Population Coverage by GSM/EDGE, WCDMA/HSPA and LTE technologies

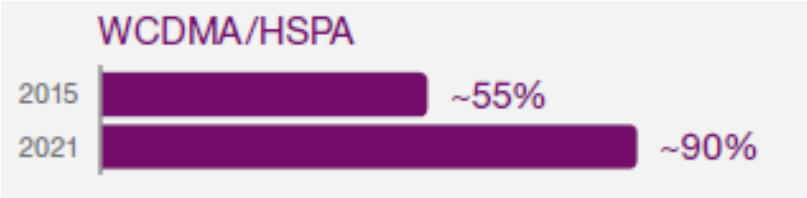

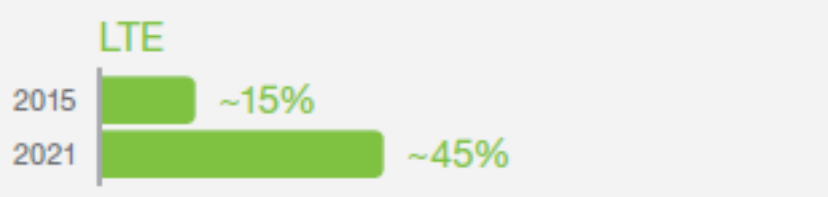

Source: Ericsson Mobility Report – June 2015

Phases of Data led Tower Revenue Growth

Airtel has 100 sites in Delhi Circle (900 + 1800 Mhz) for 2G coverage	Due to Propagation effect Airtel will need 150 sites on 2100 MHz for 3G	Total Towers available with Indus in Delhi - 135
STAGE 1	Loading all the existing 100 sites with 3G BTS	Loading Revenue for Tower Company
STAGE 2	Plugging Coverage Gaps by using the available 35 in the system	New Tenancy to the Tower Company
STAGE 3	Full Coverage by ordering additional 15 sites to Tower Co.	New Site Build for Tower Co.
STAGE 4	Capacity Site Addition	New Tenancy and Site Build for Tower Co.

- Indicative numbers and Coverage Ratios
- Please refer to slide 32 for the Analsys Mason table on Propagation effect of frequencies

Business Model Strengths

Business Model Strengths

Bharti Infratel Limited

1. A Leading Tower Infrastructure Operator
2. Visibility of Future Revenues Through Long Term Contracts
3. Demonstrated Operational and Financial Performance
4. Implementation of Green Initiatives
5. Experienced Management

1 A Leading Global Tower Infrastructure Operator

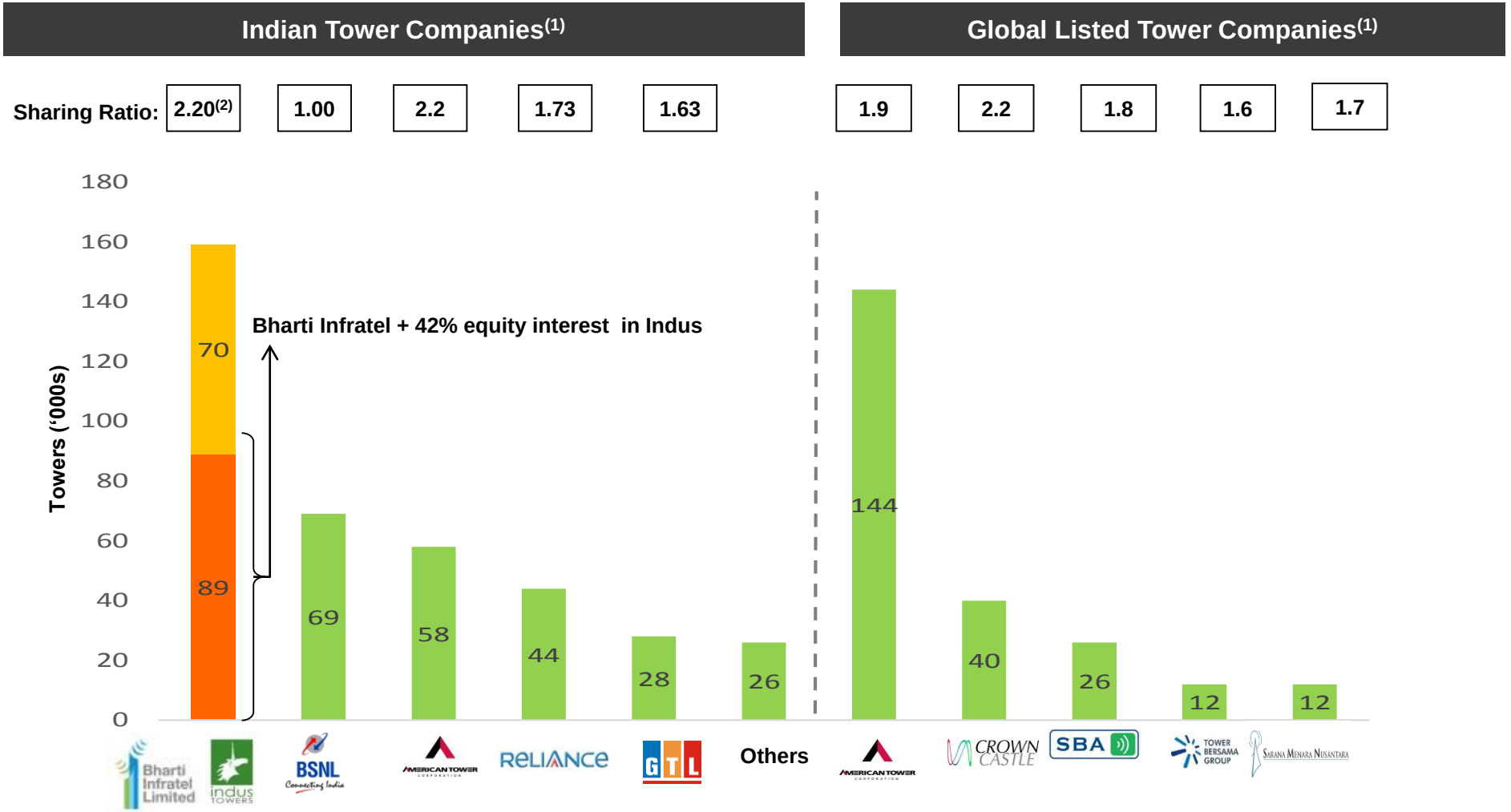

CCI: Crown Castle International, SBA: SBA Communications, ATC: American Tower, TBIG: Tower Bersama; SMN: Sarana Merana Nusantara

Source: Deloitte, SEC filings, Annual and quarterly reports; For TBIG, data corresponds to year ended December 2015; For Bharti Infratel, ATC, CCI, SBA, SMN data corresponds to Jun 30, 2016; For GTL, data corresponds to Mar 30, 2016; For all others data corresponds to March 31, 2015 as per Deloitte Report.

1. Bharti Infratel and Indus tower and co-locations as at March 31, 2016; Sharing factor for Bharti Infratel standalone and Indus combined
2. Combined quarterly average sharing factor for Bharti Infratel including 42% stake in Indus. Unconsolidated sharing factors for Bharti Infratel is 2.12 and for Indus is 2.26, data as of Jun 30, 2016

2 Long Term Contracts with Visibility of Future Growth

Key Features of Master Service Agreements (MSAs)

Tenor		▪ Long term (10 to 15 years) with built in escalations (2.5% p.a)
Termination Penalty		▪ Significant exit penalties
Rentals	**Base Rental**	▪ A base rental rate is applicable, based on the following factors: - Total number of service providers at the site - Ground Based Tower or Roof Top Tower
	Premium	▪ A variety of premiums can be levied - Rental premium - Strategic premium - Active infrastructure charges - Contract term
	Fuel Cost	▪ Energy costs (electricity and fuel charges) are treated as pass through in two ways: - As per the amounts incurred - Based on a rate card per circle
Service Agreement		▪ Specifies service levels applicable ▪ Site access service level sets out time period within which the service provider is to be provided access to the site

Weighted Average Life of Contracts is 6.26 years;
Contracted Revenues of US$7.64bn (as of Q1 FY17 exit)

Source: Company Filings
Exchange Rate Used: US$1 = 67.51 as on 30th June 2016

2 Business Model Unique to India

Key Features of Master Service Agreements unique to India unlike US Tower Cos

Purpose	Key Feature	Result
Disarming The Operators	• It is not economically rewarding for the operators to build new towers themselves	**No Operator in India is building towers on their own now**
Create Natural Entry Barrier	▪ Sliding scale of rent ▪ Sharing Energy Cost	**It is economically unviable to erect a new tower at a location where a tower is already present**
Volume vs. Value	▪ By sharing minimal value gain the model has ensured huge volume of towers, virtually entirely built in the Tower Cos	• **Have over 159k towers and >354k tenancies vs. having <30k towers, if there was no growth participation** • **Gives tower company a huge volume play going forward**

3 Demonstrated Operational and Financial Performance

Stable tower growth…

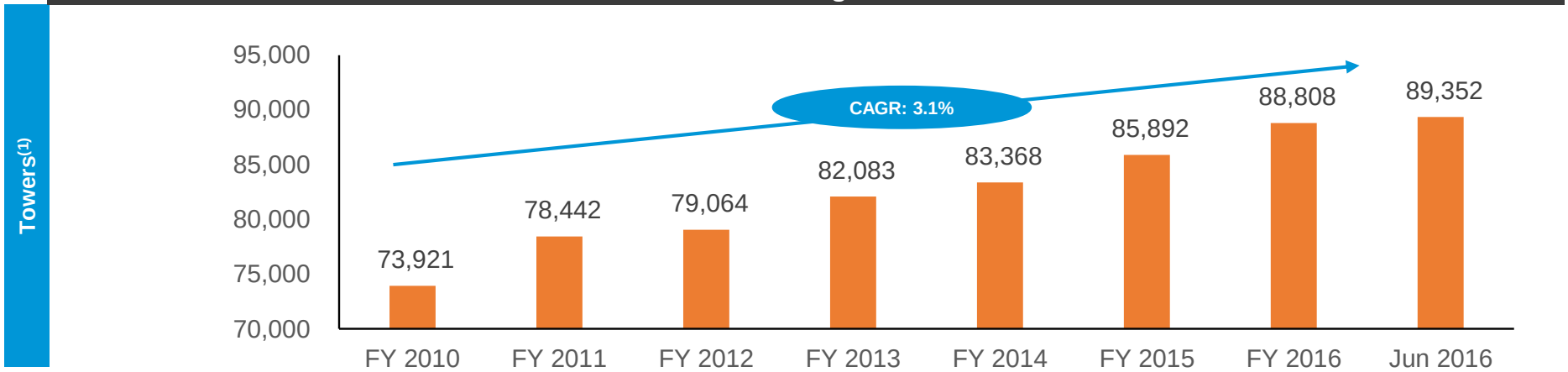

…coupled with an increase in co-locations

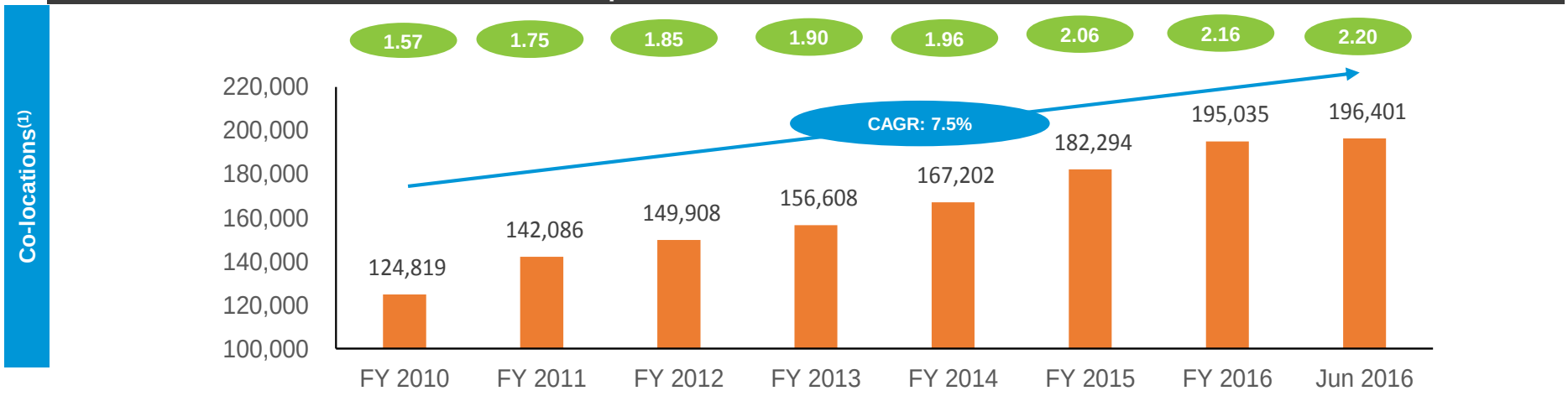

FY refers to fiscal year ending March 31,
(1) Consolidated figures for Bharti Infratel include 42% economic interest in Indus Towers

Average Sharing Factor

3 Demonstrated Operational and Financial Performance

Strong revenue growth…

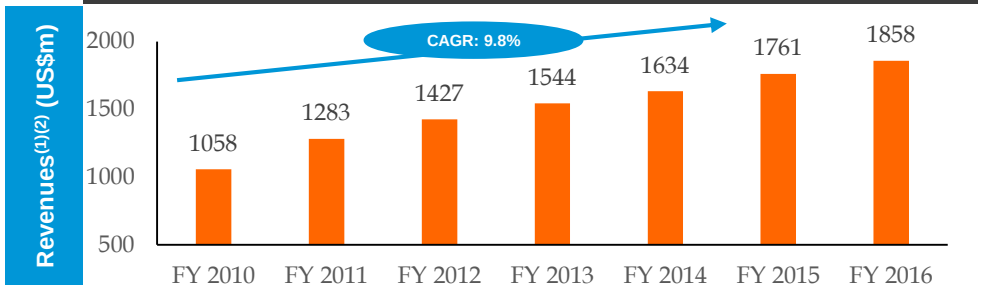

… expanding margins…

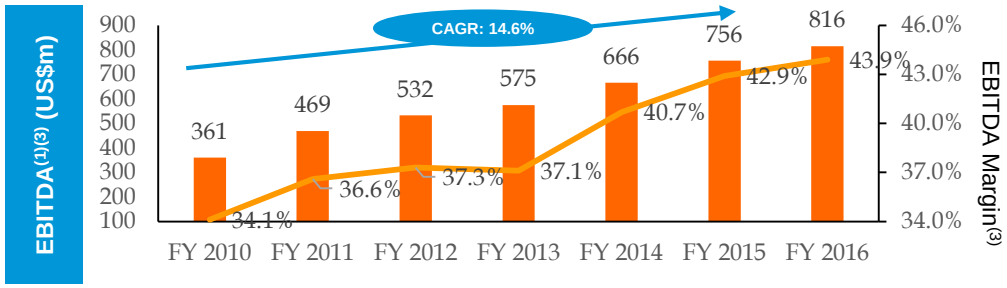

…significant operating free cash flow(5) generation and…

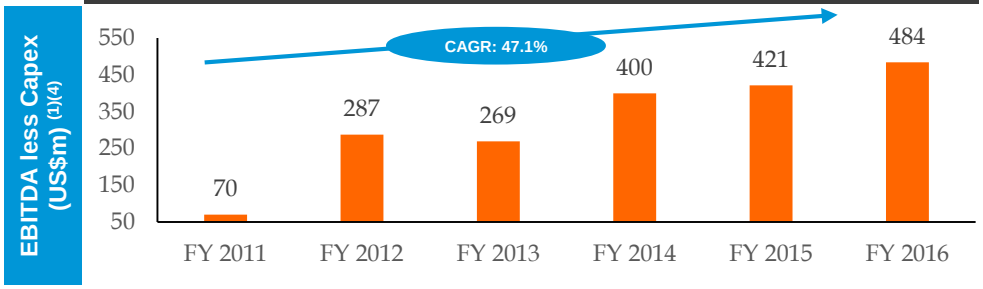

Strong Operating Leverage

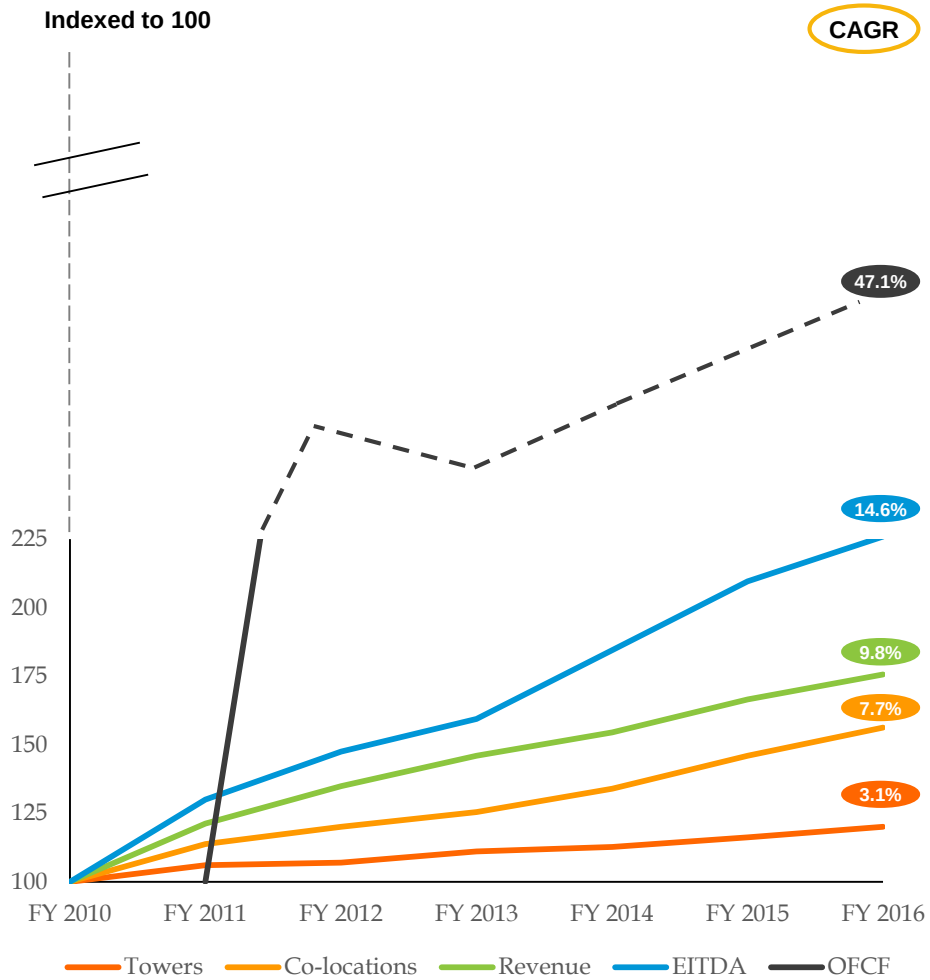

Note: Constant exchange rate of US$ 1 = INR 66.25 as on 31st March 2016 has been used
(1) Revenue, EBITDA and Operating Free Cash Flow are excluding Other Income
(2) Consolidated figures for Bharti Infratel include 42% economic interest in Indus Towers
(3) Only consolidated Rental revenues considered for calculation ; excludes pass through costs like energy costs and Other Income.
(4) EBITDA for Bharti Infratel has been calculated using revenue less pass through costs and excluding Other Income
(5) Operating Free Cash Flow calculated as EBITDA – Capex; Capex is defined as the additions to the Tangible Assets during the period

3 Focus on Delivering Shareholder Value

Bharti Infratel is focused on delivering return to its shareholders through multi-pronged strategy

Pursuit of viable value accretive inorganic growth

- **Bharti Infratel is focused on identifying opportunities for inorganic growth that are value accretive and feasible**

Leverage Diversified Customer Base to Capitalize on Data Growth

- **Bharti Infratel stands to benefit from a pick of data growth across the industry, diversification of customer base allows Bharti Infratel to benefit from data growth in the Indian telecom sector, no matter which operator achieves dominance**
- **Capitalize on opportunities arising out of Government Initiatives of Digital India, Smart Cities, etc.**

Robust Dividend Policy- Total Payout Ratio of 203% in FY16*

- **Aim to balance capital needs and distribution to shareholders**
- **Target payout to be higher of –**
  - **100% Dividends received from Indus, or 60-80% of Bharti Infratel PAT (excluding DDT)**

	FY14[1]	FY15[2]	FY15[3]	FY16[4]	FY16[4]
	Final	Interim	Final	Dividend	Buy Back
Total Payout* (US$m)	161	167	197	103	302
Payout (₹ per share)	4.4	4.5	6.5	3	10.5

Explore Opportunities to Return Cash to Shareholders

- **Aim to increase liquidity of the stock in the market**
- **Aside from its payout policy, the company is considering various opportunities to return excess cash to shareholders, subject to clarifications on company law [5]**

Note:
** Including Dividend Distribution Tax*
(1) Constant exchange rate of US$ 1 = INR 60.59 has been used; (2) Constant exchange rate of US$1 = INR 60.09 has been used
(3) Constant exchange rate of US$1 = INR 62.5 has been used; (4) Constant Exchange Rate of US$1 = INR 66.25 has been used
(5) Subject to adequate liquidity for planned business activities and capital expenditure and other uses including debt servicing requirements, acquisitions and ensuring an acceptable credit rating

3 New opportunities for Telecom Infrastructure development under 'Smart Cities' Project

Development of Smart Cities key for 'Digital India' Program

- Government has already announced the creation of 100 Smart Cities

Communication backbone is key to a Smart City

- Smart City project entails setting up of telecom infrastructure which will include tower set up, micro site and fiberized backhaul
- Essentials include 100% coverage of area by cell phone towers coupled with 100Mbps backbone
- Expectations from Smart City also include wide availability of Wi-Fi, fiber optic connectivity to home, etc.
- Smart City usual business activity for Infratel, however counterparty and business model may vary from project to project

Infratel best positioned as Shared Infrastructure provider

- Infratel best positioned given its large footprint, strong balance sheet, relationship with leading mobile operators, proven skills to manage distributed operations, etc.
- Infratel led Consortium has been selected as successful bidder for setting up Intelligent Street Poles for implementing Smart City project in Bhopal, Madhya Pradesh. While this project size is not significant given our scale, it paves the way for Infratel to participate in similar bids in the future
- Continue to engage with the Government to explore all the possibilities of telecom infrastructure deployments in Smart Cities
- Shall assess opportunities and businesses that are in accordance with the Company philosophy and are value accretive

3 Quarterly Performance Reposed Significant Growth

Co-locations

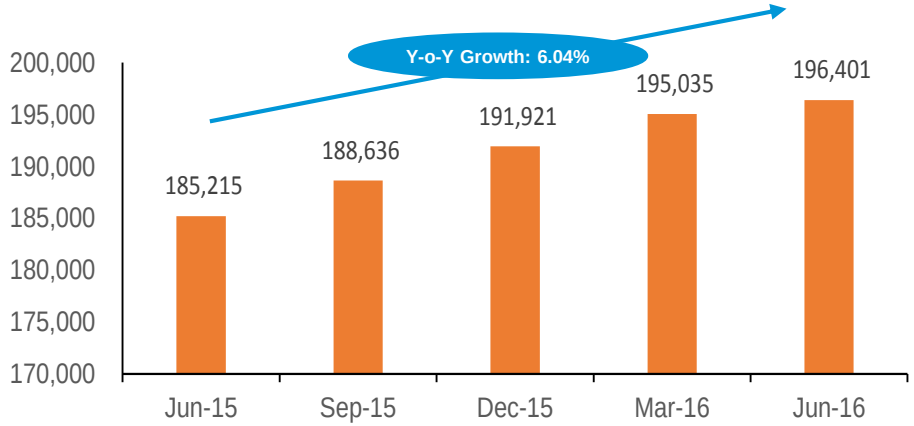

Revenue[1] (US$m)

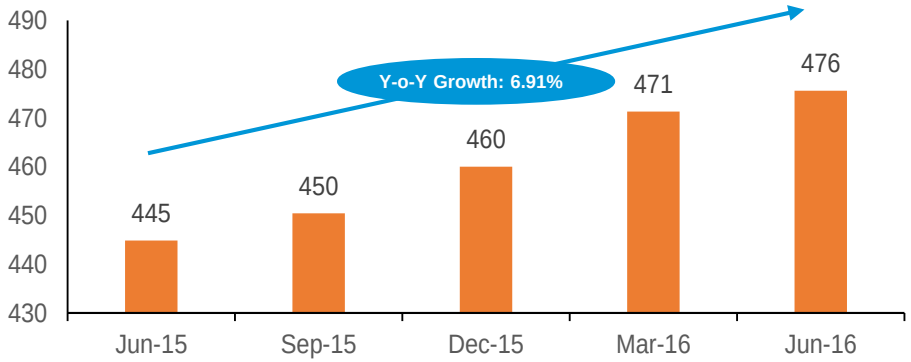

EBITDA[1] (US$m)

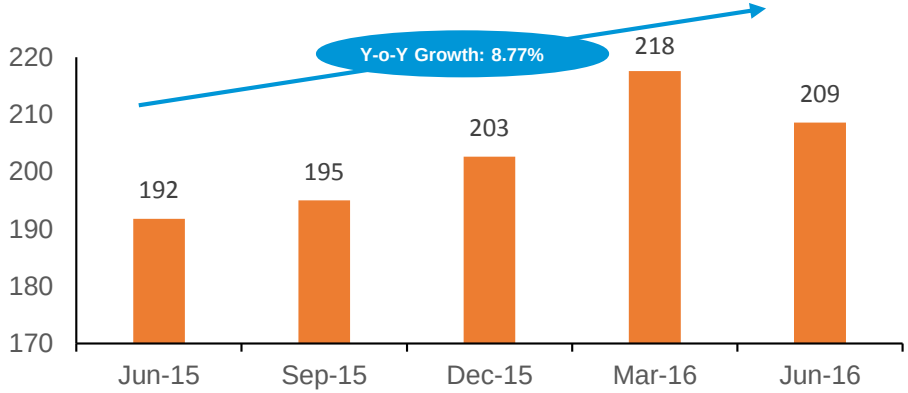

AFFO[1,4] (US$m)

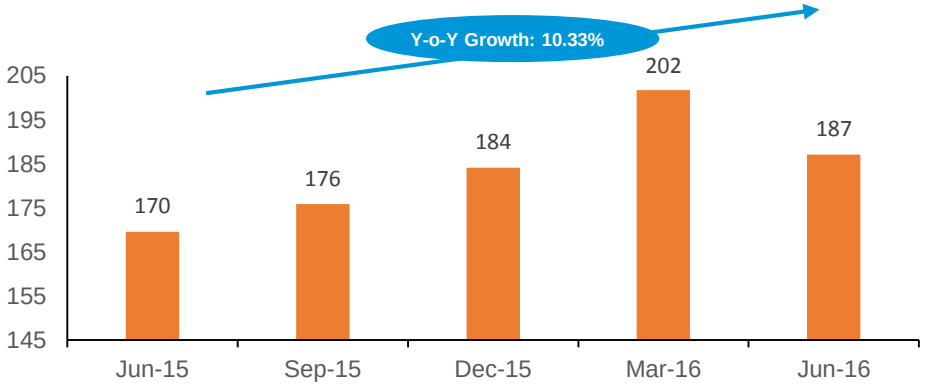

Note: Constant exchange rate of US$ 1 = INR 67.51 has been used, which is the closing exchange rate as on June 30, 2016
(1) Revenue, EBITDA, Operating Free Cash Flow and AFFO are excluding Other Income
(2) Consolidated figures for Bharti Infratel include 42% economic interest in Indus Towers
(3) Operating Free Cash Flow calculated as EBITDA – Capex; Capex is defined as the additions to the Tangible Assets during the period
(4) Adjusted Fund from operations, AFFO is calculated as EBITDA – Maintenance Capex
(5) Based on proforma consolidated financials as per proportionate consolidation method as per IND AS

4 Implementation of Green Initiatives

- Bharti Infratel has institutionalized '**GreenTowers P7**' programme, aimed at minimizing dependency on diesel consumption and thereby, reducing the carbon footprint
- The 'GreenTowers P7' programme is based on seven innovative ideas deploying cleaner energy technologies
- We have adopted a three-pronged strategy to run this programme:

1 Solar Installations and Diesel Free Towers

- Close to 3,070 solar powered towers with installed capacity of over 11 MW
- Over 33,750 (38% of the Portfolio) towers across the network are Green towers

2 Improving Energy Efficiency of Towers

- Implemented hybrid battery bank solutions in towers across the country
- Installed variable speed diesel generator (DG) sets in various sites

3 Reduction of Power Consumption via Free Cooling Units (FCU)

- FCUs utilize the outside ambient air for cooling the shelter

Note: Figures as of Mar 2016

5 Experienced Management Team

Akhil Gupta

Chairman

- Joined Bharti Infratel in March 2008 as Director
- Work experience of 30 years
- Certified Chartered Accountant and fellow member of ICAI. Completed an advanced management program at Harvard Business School.
- Has received various awards including 'CEO of the Year' at the National Telecom Awards 2012, and the 'CA Business Achiever Award' at the ICAI Awards 2008

Devender Singh Rawat

Managing Director & CEO

- Joined Bharti Infratel in July 2010 as Chief Executive Officer
- Work experience of 26 years
- B.E. (Electronics & Communication)
- Completed an advanced management program at Wharton Business School.

Pankaj Miglani

Chief Financial Officer

- Joined Bharti Infratel in August 2011 as Chief Financial Officer
- Work experience of 21 years
- Chartered Accountant, certified Cost and Works Accountant and Certified Company Secretary

Biswajit Patnaik

Chief Sales and Marketing Officer

- Joined Bharti Infratel in October 2008 as Chief Sales & Marketing Officer
- Work experience of 21 years
- Bachelors Degree from Behrampur Univ. & Diploma in Sales & Marketing Management from National Institute of Sales

Dhananjay Joshi

Chief Operations Officer

- Joined Bharti Infratel in February 2014
- Work experience of 28 years
- Bachelors Degree in Electronics & telecommunications Engineering from Mysore University (India)

The top management has an average experience of over 20 years in various sectors including telecom

CSR, Awards and Recognition

Awards and Recognition

Best Employer Award 2016

- Aon Hewitt released the list and Bharti Infratel is one of the best Employers in India second time in row.

Great Place to Work 2016

- Bharti Infratel has been recognised as one of Best Companies to Work for in the year 2016, by Great Place to Work Institute for the first time

Golden Peacock Awards 2015

- Institute of Directors has awarded Golden Peacock Awards 2015 to Bharti Infratel for our unique initiatives and significant contributions towards CSR.

Dun & Bradstreet Infra Awards 2015

- Bharti Infratel has won two awards under the Best Growing Infrastructure Company, and Telecom Infrastructure Development categories

National Quality Excellence Award 2015

- World Quality Congress conferred this award for Best Business Process Excellence Program and Lean Six Sigma Program

Top Risk Management Award 2015

- ICICI Lombard & CNBC TV18 conferred upon Bharti Infratel the Award under Infrastructure Category

Corporate Responsibility

1) **Green Towers Program**
   - GreenTowers P7 program
   - Comprehensive energy management plan
   - Aimed at using alternative, renewable and energy efficient technologies
   - “Go Green” Initiative

2) Provide free children education in rural India through Satya Bharti School Program

3) Sanitation initiatives in partnership with Bharti Foundation as part of ‘Clean India Campaign’

4) Provide relief material to disaster hit families in J&K and contribution to PM’s Relief Fund

In Summary

Company Strategy

Promote Tower Sharing

Organic Growth and Acquisition Opportunities

Capitalize on opportunities of Data growth, Digital India, Smart City Initiatives of Government

Achieving Cost Efficiencies Across Tower Portfolios

Increasing Revenue and Capital Productivity

Investment Thesis

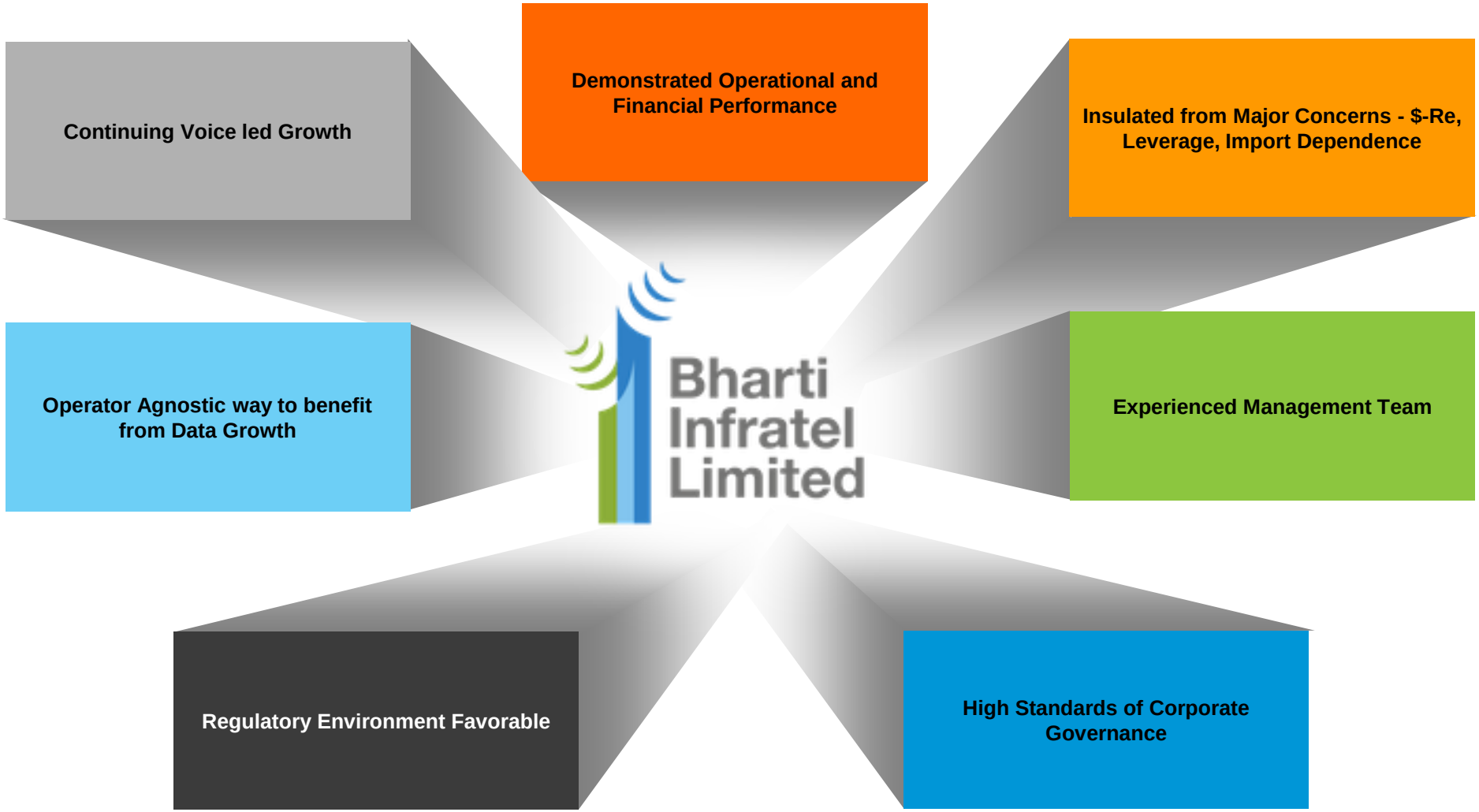

Appendix

Bharti Infratel Overview

Corporate Structure

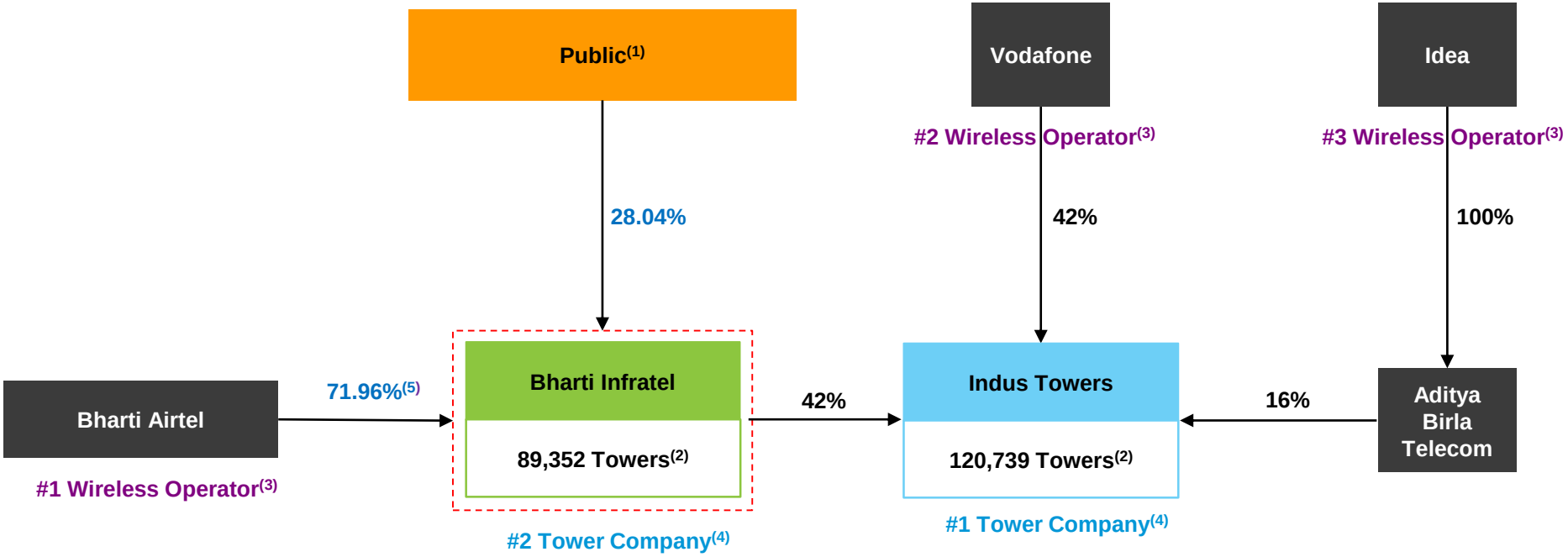

Together with Indus Towers, Bharti Infratel is a leading tower company in India

(1) Public includes the PE as well as IPO investors
(2) As at June 30, 2016; No. of towers for Bharti Infratel is consolidated including 42% stake in Indus Towers
(3) Ranking as per India revenue market share for the quarter ended December 31, 2015 (Source: TRAI)
(4) Based on tower count (Source: Deloitte); Bharti Infratel is #2 tower company including proportionate towers based on 42% economic interest in Indus; Bharti Infratel standalone has 38,642 towers as of June 30, 2016
(5) Bharti Airtel shareholding as on 10 August, 2016

Impact of Data Growth on Tower Industry

- Expansion of 3G / 4G Networks by Operators will necessitate demand for towers
- Propagation on higher frequency band weaker
  - Data usage to drive co-location growth
  - 3G/4G only sites to drive tower demand

Propagation effects in different bands

Tower Multiplier when Switching Frequencies		New Frequency Band				
		900 MHz	1800 MHz	2100 MHz	2300 MHz	2600 MHz
Base Frequency Band	900 MHz	1.0x	1.6x	1.9x	3.2x	3.7x
	1800 MHz		1.0x	1.2x	2.0x	2.3x
	2100 MHz			1.0x	1.7x	2.0x
	2300 MHz				1.0x	1.1x
	2600 MHz					1.0x

All operators are customers of Bharti Infratel ~ Operator Agnostic Exposure to Secular Data Growth

Source: Analysys Mason

Regulatory Environment Favourable

The Cabinet Committee on Infrastructure has included "Telecommunication towers" as a infrastructure sub-sector in the master list

Potential Benefits	Impact
Accelerated depreciation	Encourages further investments in expanding the telecom infrastructure to rural areas
Higher ECB limit	Infrastructure status raises the limit of external commercial borrowing (ECB).
Eligible for viability gap funding (VGF)	Public Private Partnership (PPP) expected to infuse fresh funds
Lower import duties and certain excise exemption	▪ Levy the lowest import duties ▪ Exemption of excise duties would boost local manufacturing and thereby, reducing the cost
Lower lending rates	▪ Leads to extension in bank loan repayment period ▪ Interest rates would settle lower
Tax holiday	▪ Tax holiday under section 80IA of the Income Tax Act, 1961 ▪ Tax incentives will play a significant role in attracting private sector investments.

DoT has issued guidelines for installation of Mobile Towers – Bringing Standardization

Bharti Infratel Limited

Investor Presentation

August 2016