

To,
The Manager,
Department of Corporate Services- Compliances,
National Stock Exchange of India Limited
Exchange Plaza, Bandra Kurla Complex,
Bandra (East), Mumbai- 400 051

Dear Sir/Madam,

Sub: Investor Presentation

Pursuant to Regulation 30(6) of the Securities and Exchange Board of India (Listing Obligations and Disclosure Requirements) Regulations, 2015 (the "Listing Regulations"), read with Part A of Schedule III of the Listing Regulations, we are enclosing herewith the Investors Presentation on financial performance of the Company for the half year ended September 30, 2024.

The above information will be made available on the website of the Company i.e. www.braceport-logistics.com

We request you to take the above on record.

For Brace Port Logistics Limited
(Formerly Brace Port Logistics Private Limited)

MEGHA Digitally signed by
MEGHA VERMA
VERMA Date: 2024.11.13
13:59:06 +05'30'

Megha Verma
Company Secretary cum Compliance Officer
Membership No.: A63650

Place: New Delhi
Date: 13.11.2024



BracePort

LOGISTICS LIMITED

Delivering with Passion

(Formerly known as Brace Port Logistics Pvt. Ltd.)

Investors Presentation on Earning of H1 FY 25 and Business Updates

❑ Quick Overview of financial growth of the Company

Delivers 166.03% growth in Revenue in H1 FY 25 vis-à-vis H1 FY 24;

Historically delivered the record Top line in H1 FY 25 in Comparison of all Previous H1 of the Company of all financial years of the Company;

Posted significant growth of 81.30% in Gross Profit in H1 FY 25 vis-à-vis H1 FY 24;

EBIDTA increased by approx. 100% in H1 FY 25 vis-à-vis H1 FY 24;

Delivers 111.82% growth in PAT in H1 FY 25 vis-à-vis H1 FY 24;

❑ Network Expansion and Business Updates

Entered into contract for handling Solar movement for Zetwerk in Renewable Energy Industry;

Started Consolidation and Distribution for New Brands from United States in Auto;

Expanding wings through Subsidiaries/Joint Ventures in UAE and Canada

Cloud based online pricing portal under development

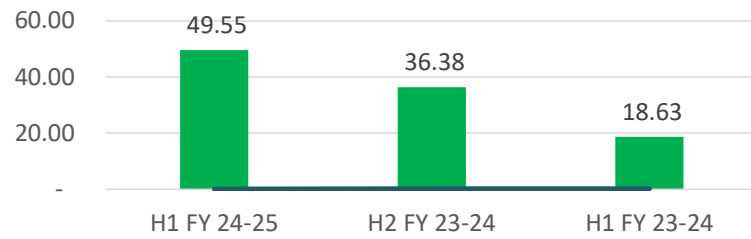
Addition of 100+ clients during H1

Key Financial Highlights

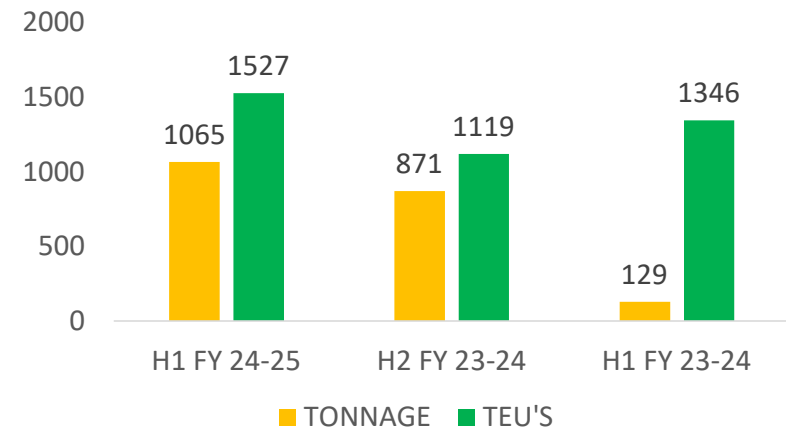


Particulars	H1-FY24-25 (In lacs)	H1-FY23-24 (In lacs)	H2 FY23-24 (In lacs)
Revenue from Operations	4955.03	1862.60	3637.83
Other Income	23.49	9.30	14.86
Total	4978.52	1871.90	3652.69
Earnings Before Interest, Taxes, Depreciation, and Amortization (EBITDA)	508.66	255.83	448.36
Finance Cost	9.35	4.94	4.72
Depreciation	15.60	17.85	19.44
Profit before Tax (PBT)	483.71	233.04	424.20
Profit after Tax (PAT)	360.20	170.05	315.40


REVENUE (In Cr)



VOLUME METRICS



New Journey Begin with Customers during H1 FY 25



Disclaimer

Some statements in this document that do not pertain to historical facts are forward-looking statements. These forward-looking statements are subject to various risks and uncertainties, including government actions, local, political, or economic developments, technological risks, and numerous other factors that could lead to actual results differing materially from those envisioned in the pertinent forward-looking statements. The Company bears no responsibility for actions taken based on such statements and assumes no obligation to publicly revise these forward-looking statements to account for subsequent events or circumstances.

WEBSITE

www.braceport-logistics.com

EMAIL

info@braceport-logistics.com

