

Ref: CS/SE/713

Date: 12.12.2025

National Stock Exchange of India Ltd. Listing Compliance Department Exchange Plaza, Bandra - Kurla Complex, Bandra (East), MUMBAI – 400 051 Symbol: BEML	The BSE Limited Listing Compliance Department P.J. Towers, 26 th Floor, Dalal Street, MUMBAI – 400 001 Scrip Code: 500048
--	--

Dear Sir / Madam,

Sub: Presentation & Audio recording of Analysts / Investors meet - under Regulation 30 of SEBI (LODR) Regulations 2015 – Reg.

Ref: Our letter CS/SEs/ 712 dated 09.12.2025.

Please find enclosed herewith a copy of Presentation made at the Investors Analyst Meet hosted by Elara Capital on Friday the 12th December, 2025 from 09:30 Hours, at Mumbai.

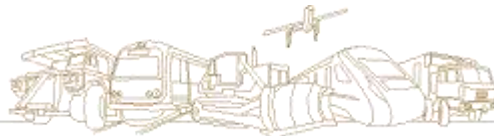
Please find below, the link of audio recordings of the discussion held at the above-mentioned meeting:

https://www.bemlindia.in/wp-content/uploads/2025/12/audiorecording_investormet121225.mp3

Thanking you.

For BEML LIMITED

Urmi Chaudhury
Company Secretary & Compliance officer
ICSI Mem No.: 29400
Place: Bengaluru



ಪ್ರಧಾನ ಕಛೇರಿ Corporate Office:

‘ಬೆಮಲ್ಸ್‌ಢ’, ೨೩/೧, ೪ನೇ ಮುಖ್ಯರಸ್ತೆ, ಸಂಪಂಗಿರಾಮನಗರ, ಬೆಂಗಳೂರು - ೫೬೦೦೨೭. ದೂರವಾಣಿ ಸಂಖ್ಯೆ : +೯೧೮೦೨೨೯೬೩೧೪೨

ಫ್ಯಾಕ್ಸ್ ಸಂಖ್ಯೆ : +೯೧೮೦೨೨೯೦೪೦೯೯

BEML Soudha, 23/1, 4th. Main, S R Nagar, Bangalore – 560027, Tel. +91 80 22963142/211, Fax. +91 80 22963142

✉ cs@beml.co.in

✉ @cmdbeml

in BEML LTD.

CIN: L35202KA1964GOI001530, GST NO. 29AAACB8433D1ZU, www.bemlindia.in

Investors Meet
12.12.2025



BEML Limited

Schedule "A" Company, Under ministry of Defence



Mining • Construction • H&P • Rail & Metro • Aerospace • Armored • Engines • HMV • Sustenance

MINING • CONSTRUCTION



Statements in this presentation describing the Company's performance may be "forward looking statements" within the meaning of applicable securities laws and regulations. Actual results may differ materially from those directly or indirectly expressed, inferred or implied.

Important factors that could make a difference to the Company's operations include, among others, economic conditions affecting demand/supply and price conditions in the domestic and overseas markets in which the Company operates, changes in or due to the environment, Government regulations, laws, statutes, judicial pronouncements and/or other incidental factors.

About BEML limited

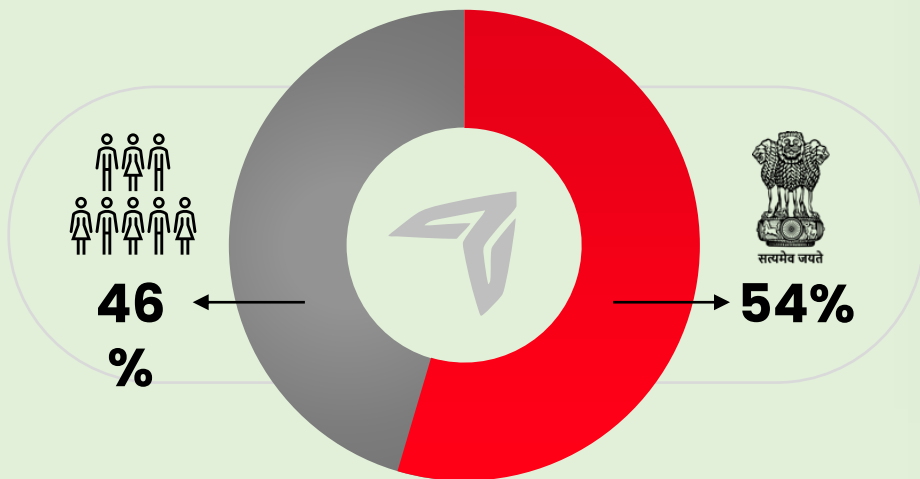


रक्षा मंत्रालय
MINISTRY OF
DEFENCE

Schedule 'A' Company
Public Sector Undertaking
Ministry of Defence,
Govt. of India.

Established on 11th May, 1964

Equity share



Business verticals & contribution

Defence & Aerospace



Mining & Construction



Rail & Metro



Defence & Aerospace

FY25 – **27%**
H1 FY 26 – **40%**
of Revenue

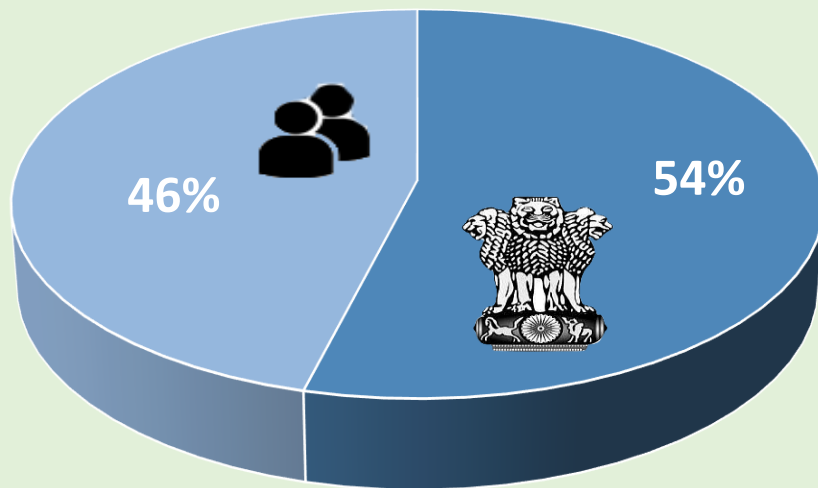
Mining & Construction

FY25 – **54%**
H1 FY 26 – **43%**
of Revenue

Rail & Metro

FY25 – **19%**
H1 FY 26 – **17%**
of Revenue

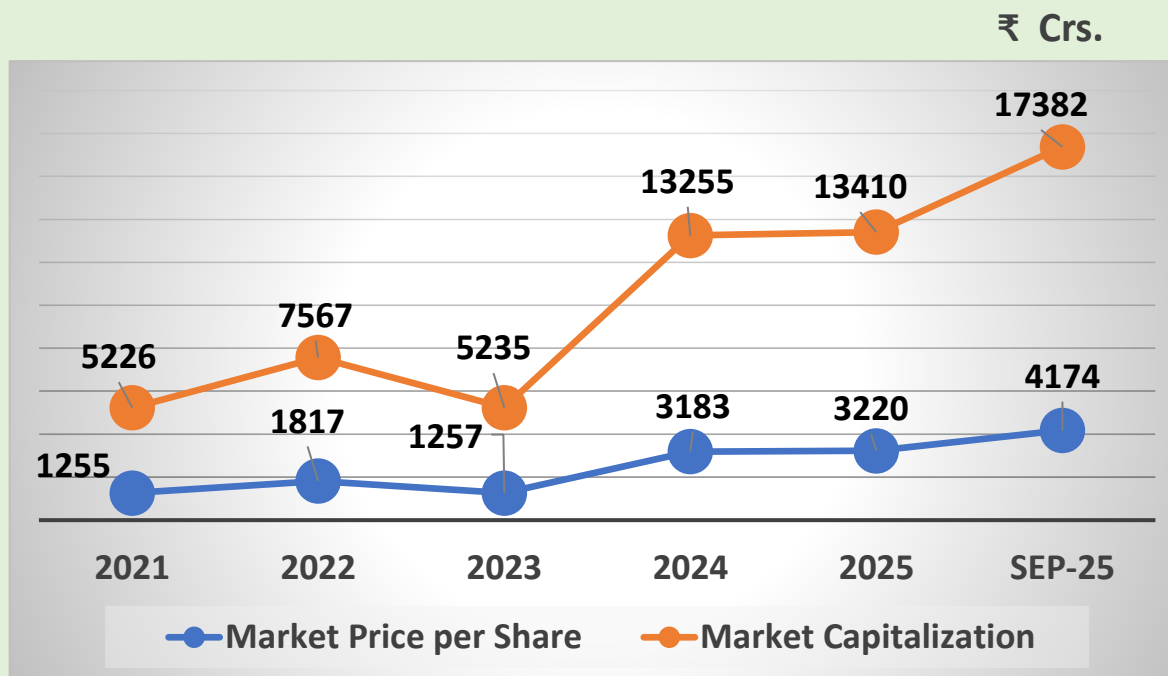
SHARE HOLDING PATTERN



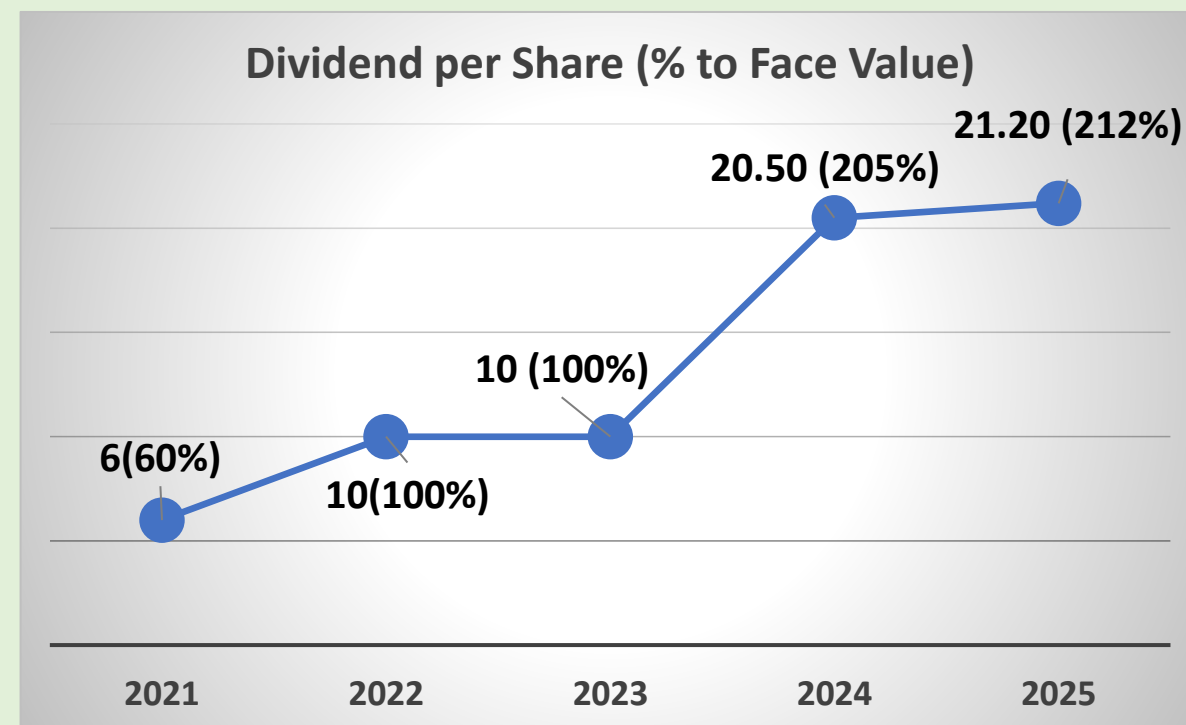
■ Gol ■ Others

Category	As on 30.11.2025	As on 31.03.2025
Government of India	54.03%	54.03%
Mutual Funds	17.05%	17.50%
Resident Individuals	18.70%	17.49%
Foreign Portfolio - CORP	5.63%	7.27%
Body Corporates	1.44%	0.91%
Qualified Institutional Buyer	1.00%	1.09%
Non-Resident Indians	0.79%	0.49%
H U F	0.65%	0.55%
Alternative Investment Fund	0.15%	0.09%
Trusts	0.01%	0.01%
Non Resident Indian Non Repatriable	0.35%	0.38%
IEPF	0.19%	0.19%
Clearing Members	0.01%	0.00%
Total	100.00%	100.00%

Shareholder's Return

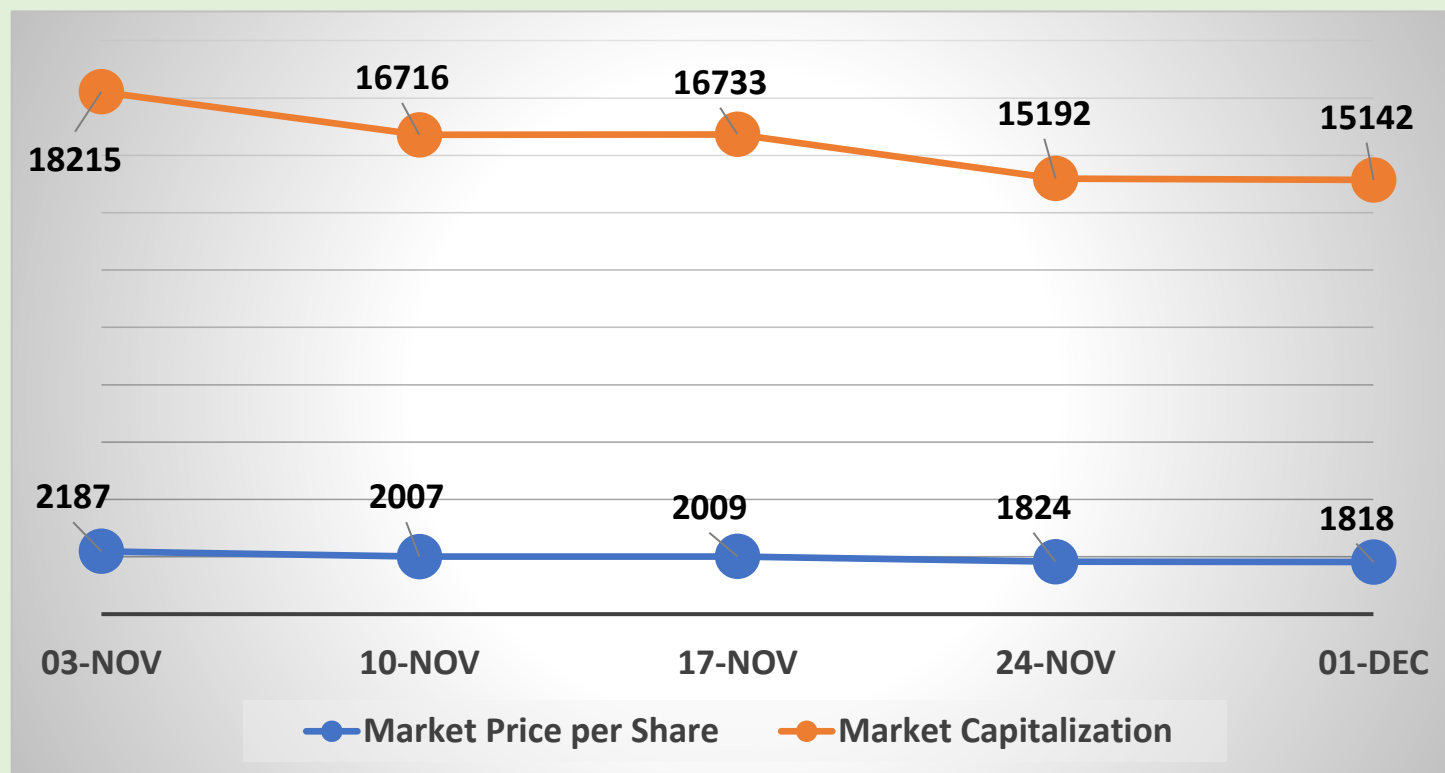


Expanded Shareholder returns through increased dividend derived from stabilized profits and continuous investments to enhance business competitiveness.



- BEML completed stock split on November 3, 2025, by splitting One Equity share of Face value of Rs 10/- into Two Equity shares of Face value of Rs 5/-.

Post Split



➤ BEML completed stock split on November 3, 2025, by splitting One Equity share of Face value of Rs 10/- into Two Equity shares of Face value of Rs 5/-.

➤ Total No. of Shares = 8,32,89,000
Face Value = Rs 5/- per Share

Organization Structure

Business Verticals



Journey of BEML



Earth Moving Equipment



BMP Transmission



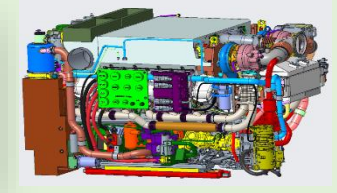
Metro Cars



India's biggest Mining equipment



Unmanned Aerial Vehicle – Initial Trial completed



1500 hp Engine for Main Battle Tanks



HMV 12 X 12



1964 1967 1986 1987 2000 2003 2014 2019 2021 2022 2023 2024 2025



Rail Coaches



High Mobility Vehicles



Armoured Recovery Vehicles



Missiles Aggregates and Airborne structures



Driverless Metro



Rail Grinding Machine



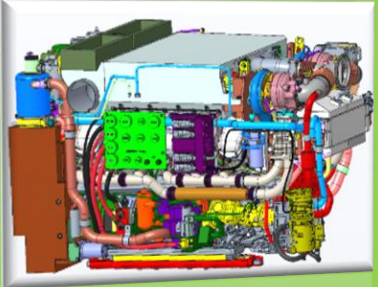
Vande Bharat Sleeper Set



BRS21 -21 Cu.m Rope Shovel



INHOUSE DEVELOPED PRODUCTS



1500hp Engine for
Battle Tanks



PMS Bridge
System



Medium Bullet
Proof vehicle



Sarvatra Bridge
System



Mechanical Mine Field
Marking Equipment



TRAWL for
Battle Tanks



Self Propelled Mine
Burrier



Aircraft Towing
Tractor



Command Post
Vehicle



Armoured Repair &
Recovery Vehicle

INHOUSE DEVELOPED PRODUCTS



Vande Bharat
Sleeper Trains



Metro Cars



Electric Multiple
Units



Utility Vehicles




Bull Dozers



Dump Trucks



Motor Graders



Rope Shovel

Major ACCOMPLISHMENTS

Defence

9400+	BEML High Mobility Vehicles
352	Armoured Recovery Vehicles
3700+	Trailers / Military Wagons
6 Sets	330 Nos. Pontoon Bridge Systems
1500 hp	Engine for Main Battle Tanks
1050+	Track Width Mine Ploughs
2 Nos.	Armoured Recovery & Repair Vehicles

Aerospace

Integration of Light Alloy Structures – LVM3

Nodal Agency for Ground Handling & Ground Support Equipment – LCA Mk2

Manufacturing of Akash & QRSAM Motor Casing

Integration of Su-30 Sub Assemblies

Rail & Metro

18000+
Rail Coaches & 900 EMUs

2105
Metro Cars

Vande Bharat Sleeper version Trains

Mining & Construction

33880 Mining & Construction Equipment

29300+ Engines (76HP – 700HP)

Exports

1400+ Equipment to 73 Countries



- Highest ever order book of Rs. 16342 Crore.
- India's first indigenously designed and developed 21 Cum Electric rope shovel handed over to M/s Coal India Limited.
- 1st Proto Train of Vande Bharat Sleeper successfully completed trials and 2nd Train set dispatched for oscillation trials which was successful.
- Designed, developed and supplied 550hp Motor Grader to M/s SECL.
- BEML-Engineered MMME Mk-II Inducted into Indian Army.
- Commenced manufacturing of High Speed Rail components at Bangalore Complex.
- Commenced the assembly of Light Armoured Multipurpose Vehicle (LAMV) at Kolar Gold Fields.
- Inaugurated New Warehousing facility at KIADB Aerospace Special Economic Zone (SEZ) in Bengaluru.
- Foundation stone laid for a new Central Warehousing Centre at Bilaspur.
- Foundation stone laid for New Bhopal Plant (BRAHMA) by Hon Raksha Mantri.



- BEML won **National Award for Outstanding Export Performance** for FY 2021-22 at **54th EEPC Indian National Awards** in 2025.
- BEML has been honoured with two prestigious awards at **ET Leadership Excellence Awards 2025**.
 - ❖ The Excellence in Indigenous Engineering Award for our CMD Shri Shantanu Roy.
 - ❖ The Trusted Brand Excellence Award for BEML.
- Won **Golden Peacock Eco-Innovation Award 2025** for all-electric BRS-21 Rope Shovel.
- Awarded **Golden Peacock Award for HR Excellence** on 6th Feb 2025.
- KGF Complex won **Uttama Suraksha Puraskara for Excellence** in Safety in September 2025.
- BEML won five awards at **19th Global Communication Conclave 2025** organized by Public Relation Council of India (PRCI) – Business Communication Leadership; Content Marketing; Corporate Partnership; Table Calendar; Corporate Brochure.
- BEML shines with **Gold at EEPC India Quality Awards 2025**.

**WESTERN
HEMISPHERE**

**EASTERN
HEMISPHERE**

Europe

37 09

North America

02 02

Latin America

71 04

Africa

484 27

CIS

41 03

SAARC

213 05

Asian

105 12

Middle East

453 11

No. of Equipment

No. of Countries

Defence products exported to **Israel, Sri Lanka, Bhutan, Suriname & Honduras**

Mining & Construction products exported **Across the Globe**

Railway products exported to **Sri Lanka & Bangladesh**

Key Highlights

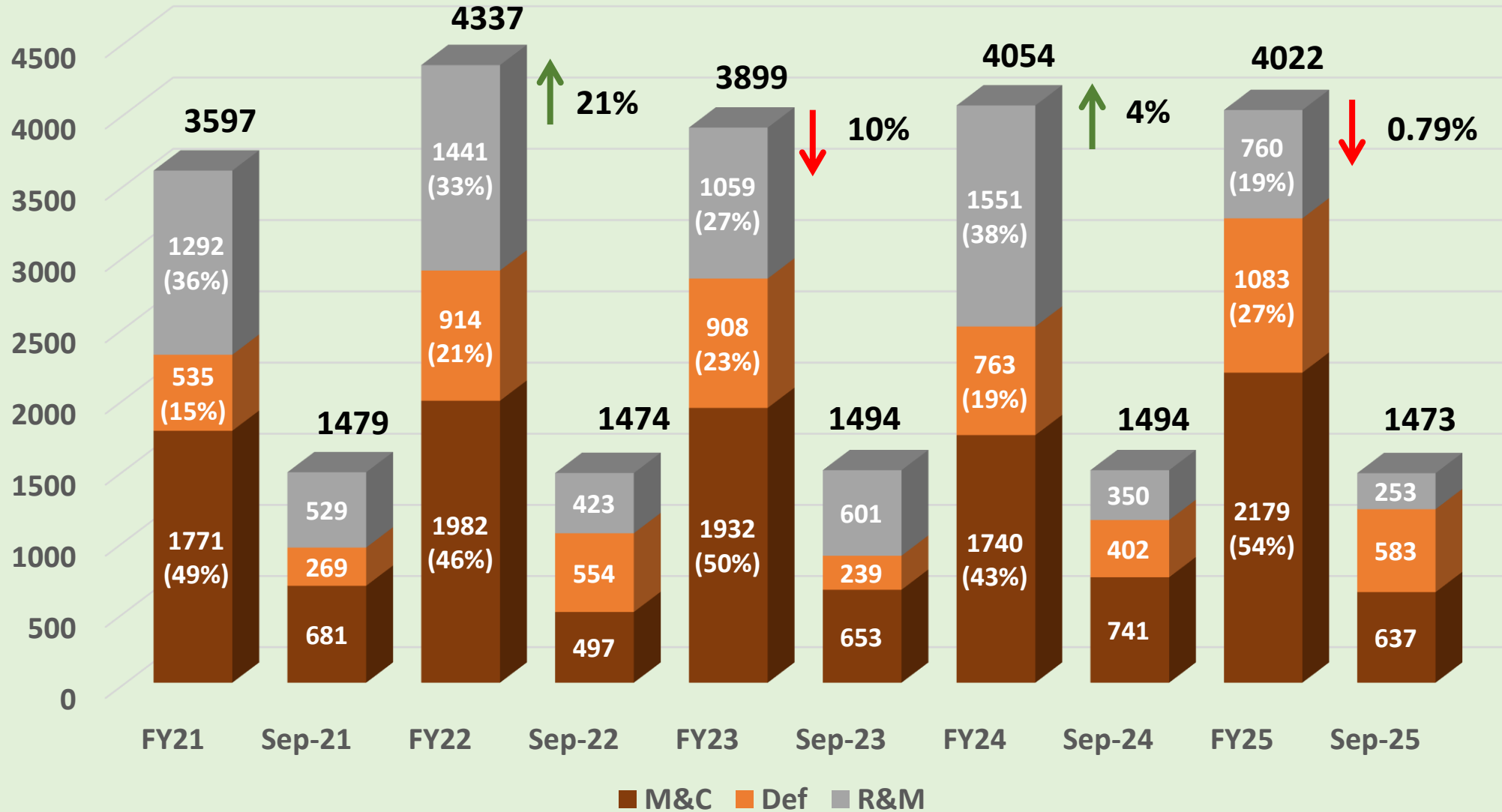


PARTICULARS	Units	2020-21	2021-22	2022-23	2023-24	2024-25	Sep-25
Revenue from Operations	₹ Crs.	3597	4337	3899	4054	4022	1473
Gross Margin (EBITDA)	% of Revenue from Operation	5.63	7.40	9.97	11.98	13.20	2.68
Profit before tax (PBT)	₹ Crs.	93	206	279	383	405	(20)
Profit after tax (PAT)	₹ Crs.	75	135	159	283	294	(9)
Market Capitalization	₹ Crs.	5228	7566	5235	13255	13410	17382
Share Price (Face Value Rs 10/-)	₹	1255	1817	1257	3183	3219	4174
Net Worth	₹ Crs.	2224	2307	2395	2643	2854	2776
Return on Net Worth (PAT / Net worth)	%	3.36%	5.83%	6.63%	10.71%	10.31%	-0.33%
Working Capital	₹ Crs.	2774	2822	2480	2773	3094	2926
Manpower	No	6053	5573	5197	4888	4761	4608
R&D Exp	₹ Crs.	133	103	75	87	101	57
R&D Exp as % of Sales	%	3.69	2.37	1.92	2.15	2.50	3.88

Revenue from Operations – Business Group wise



₹ Crs.

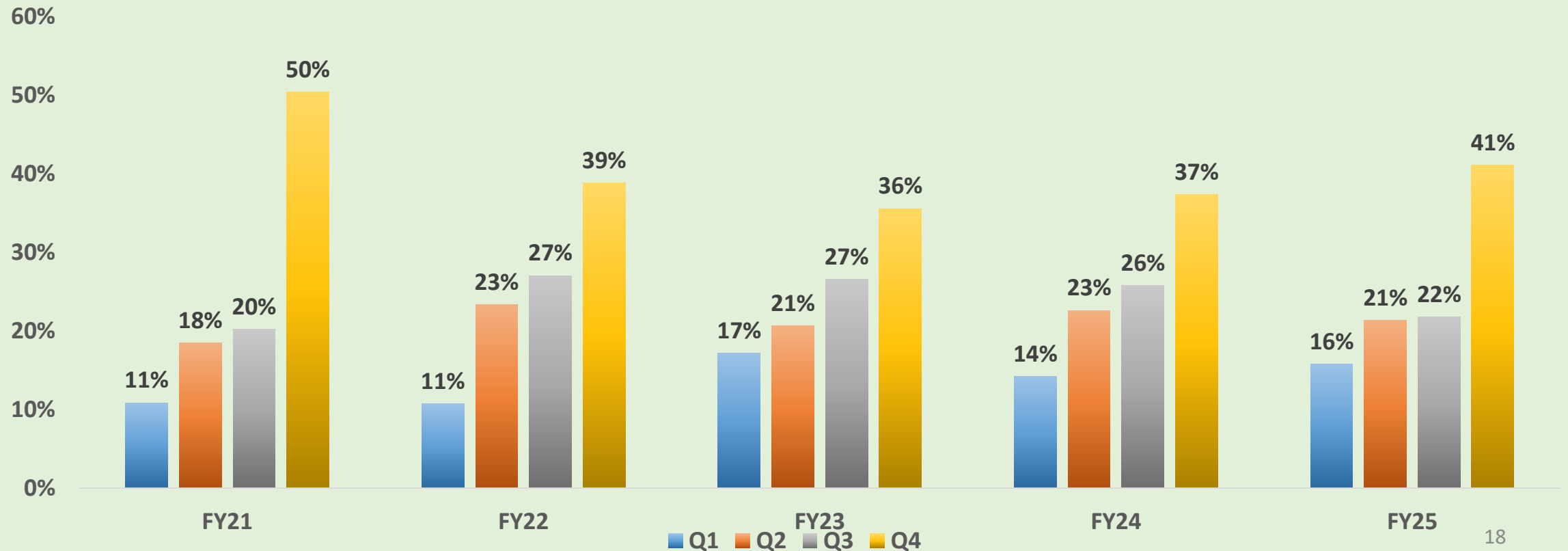


₹ Crs.

Revenue from Operations (Q on Q)



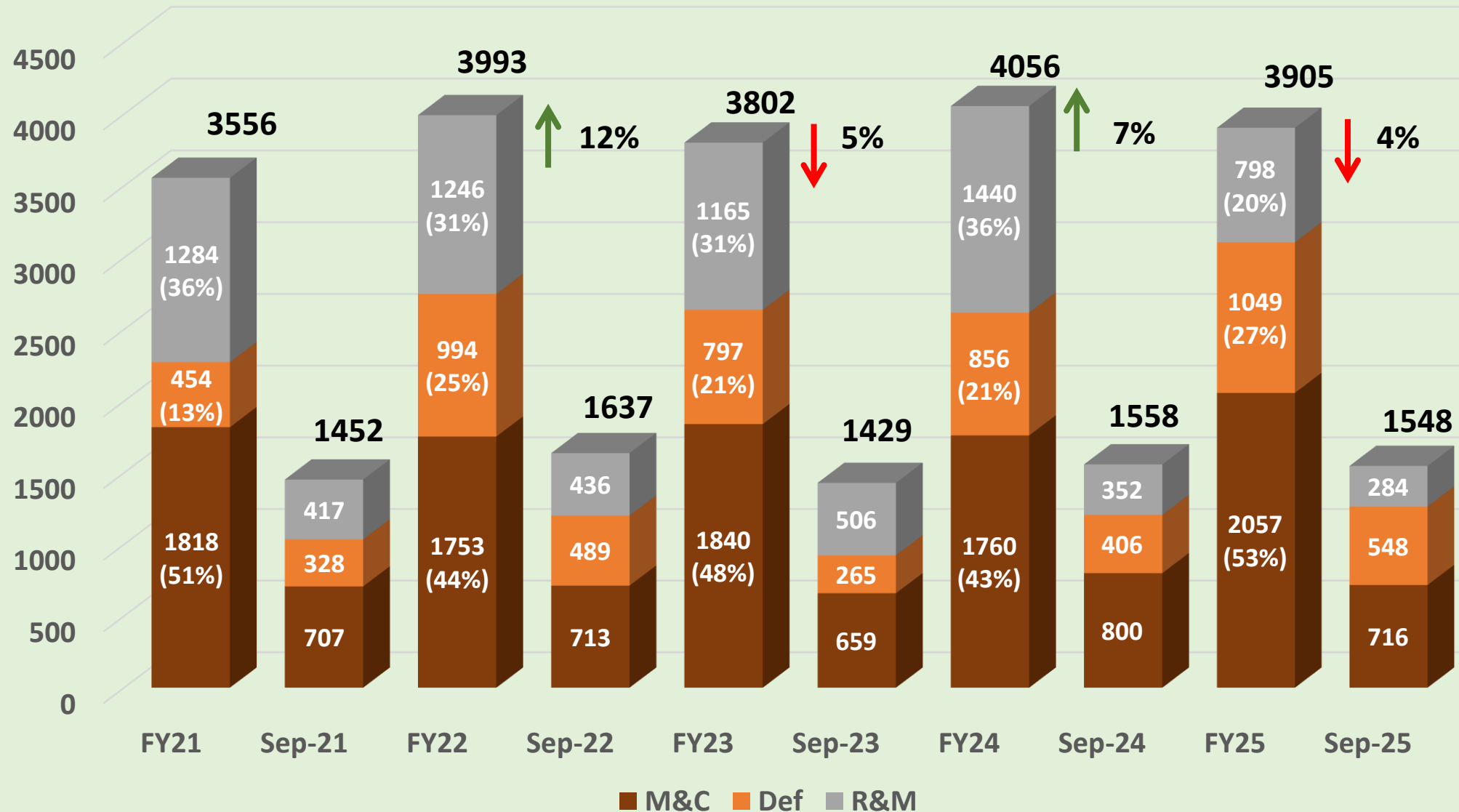
Particulars	FY21	FY22	FY23	FY24	FY25	FY26
Quarter 1	391	467	669	577	634	634
Quarter 2	664	1012	805	917	860	839
Quarter 3	728	1175	1037	1047	876	
Quarter 4	1814	1684	1388	1514	1653	
Total	3597	4337	3899	4054	4022	1473



Value of Production – Business Group wise



₹ Crs.

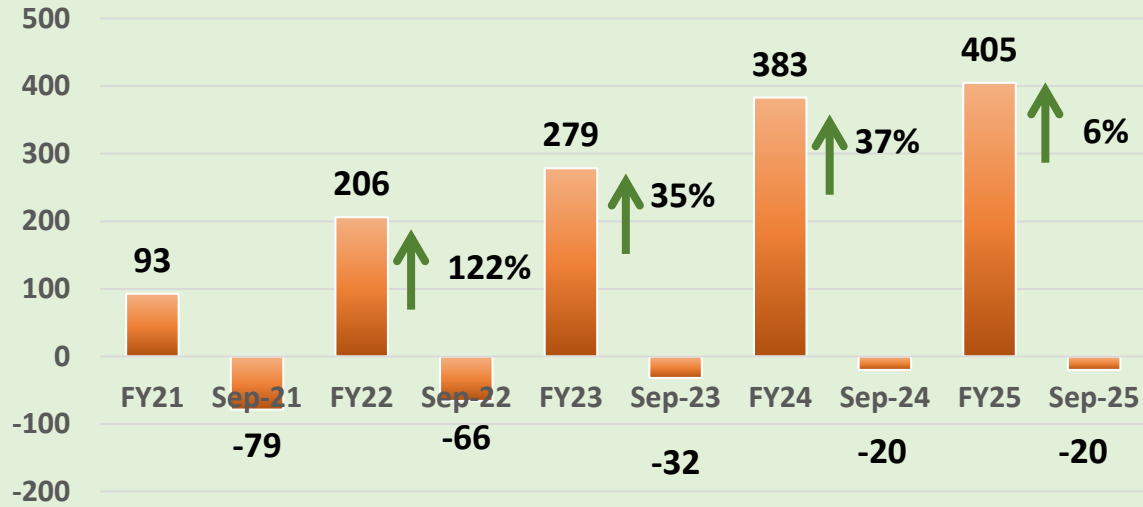


Profitability

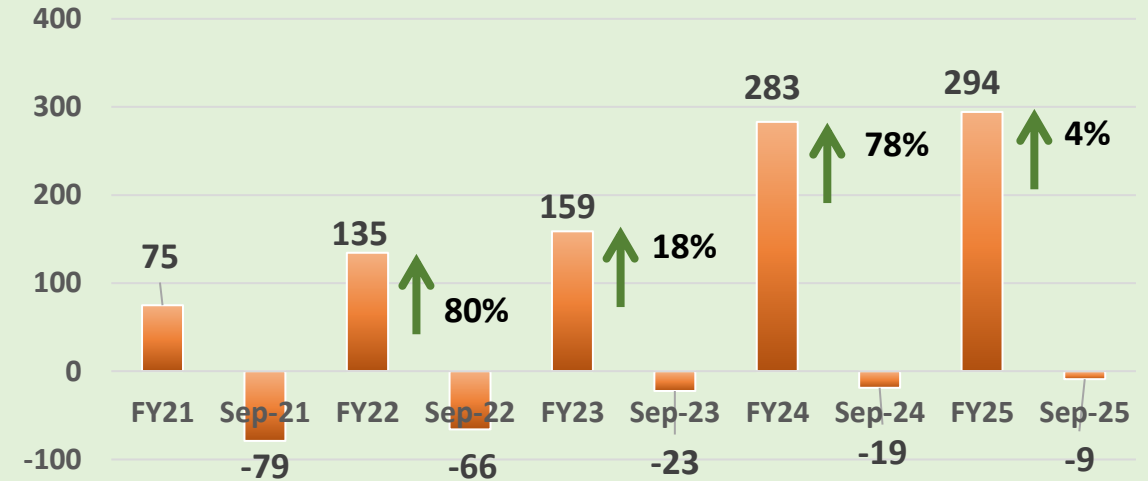


₹ Crs.

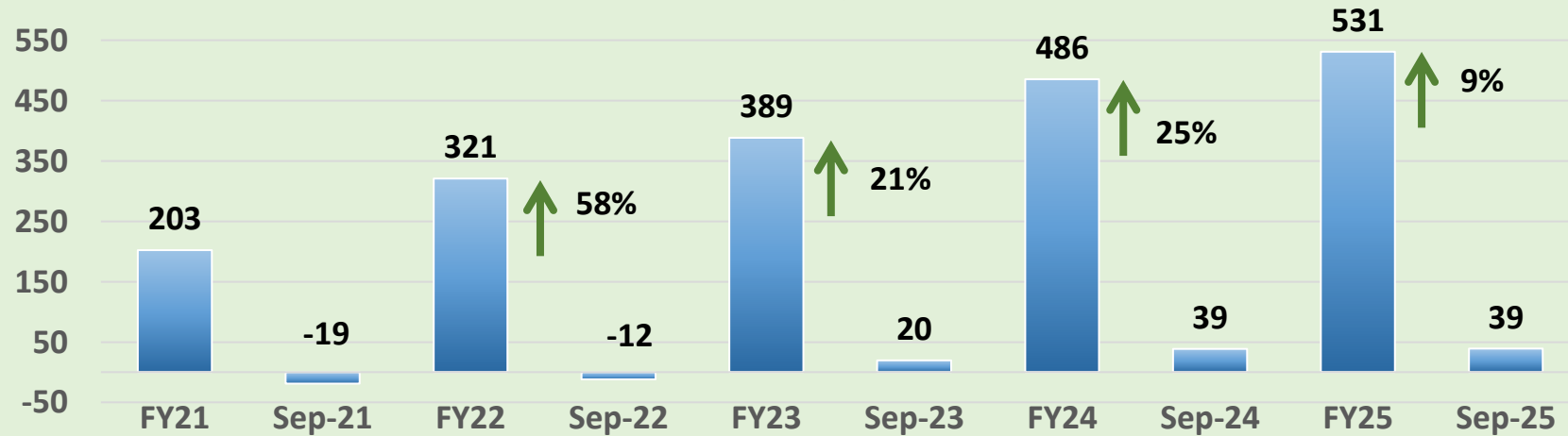
PBT (% Y on Y)



PAT (% Y on Y)



EBITDA (Gross Margin) (% Y on Y)

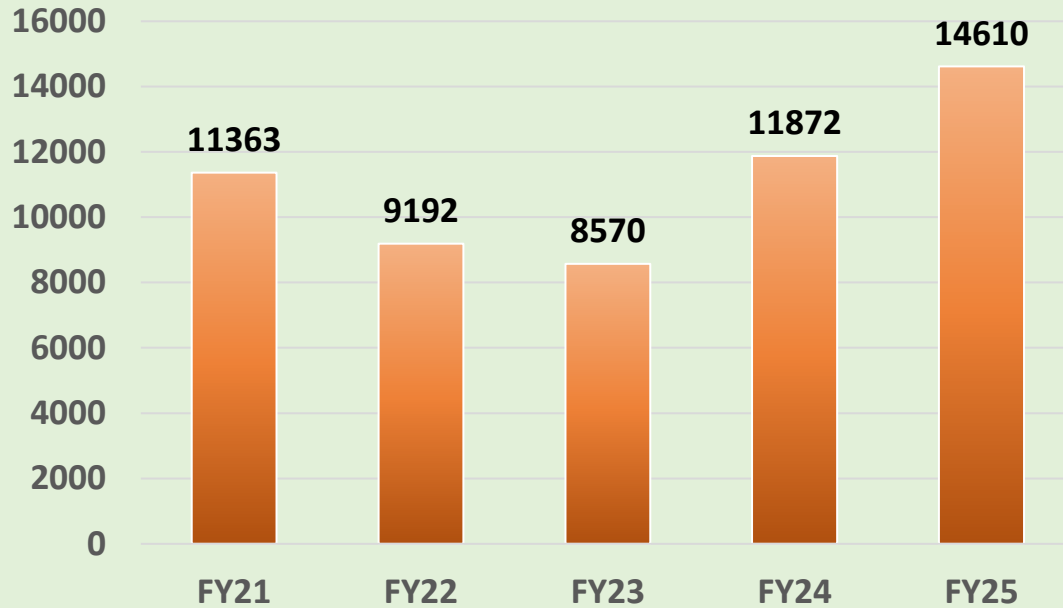


ORDER BOOK

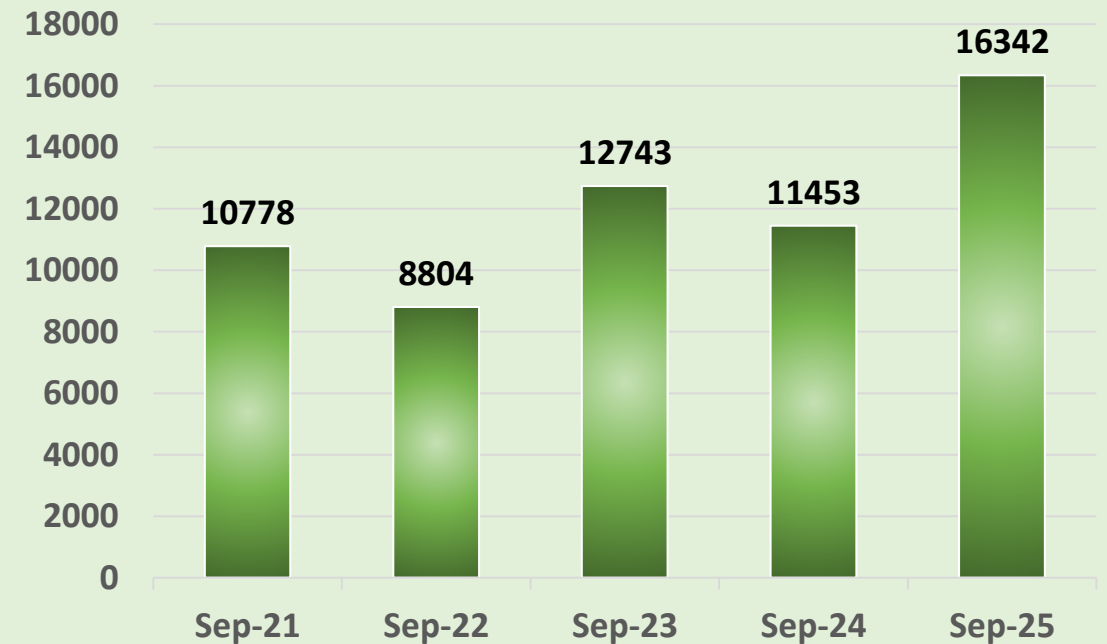


₹ Crs.

ORDER BOOK - Annual



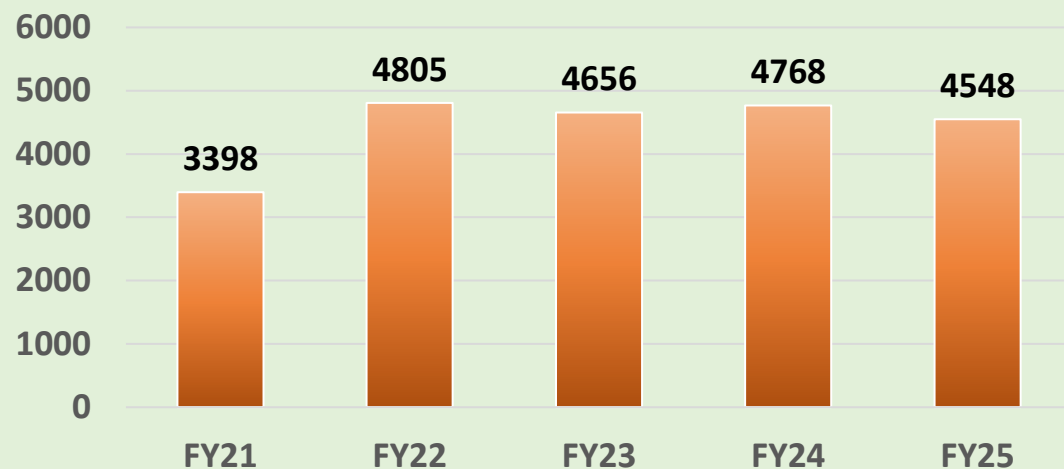
ORDER BOOK – Half Year



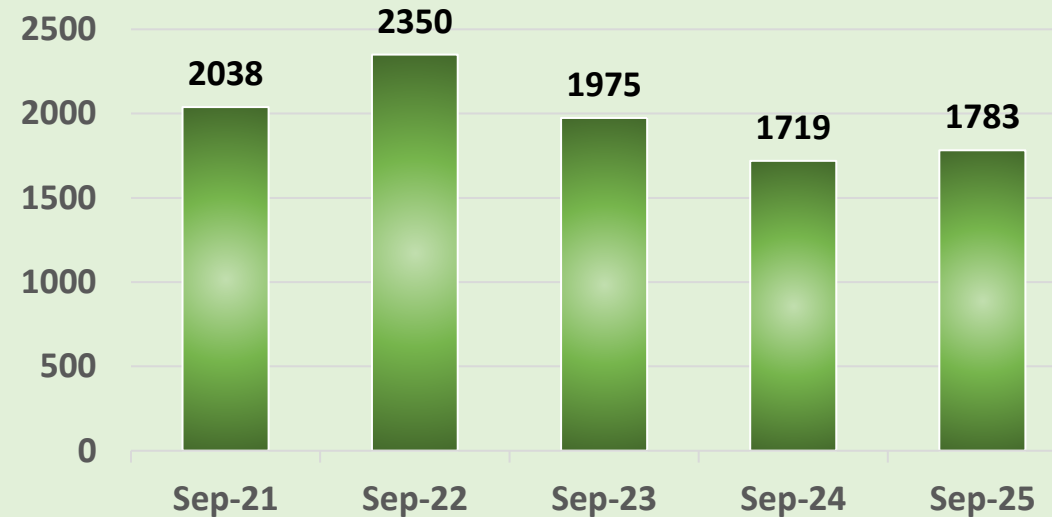
Collection & Employee Remuneration



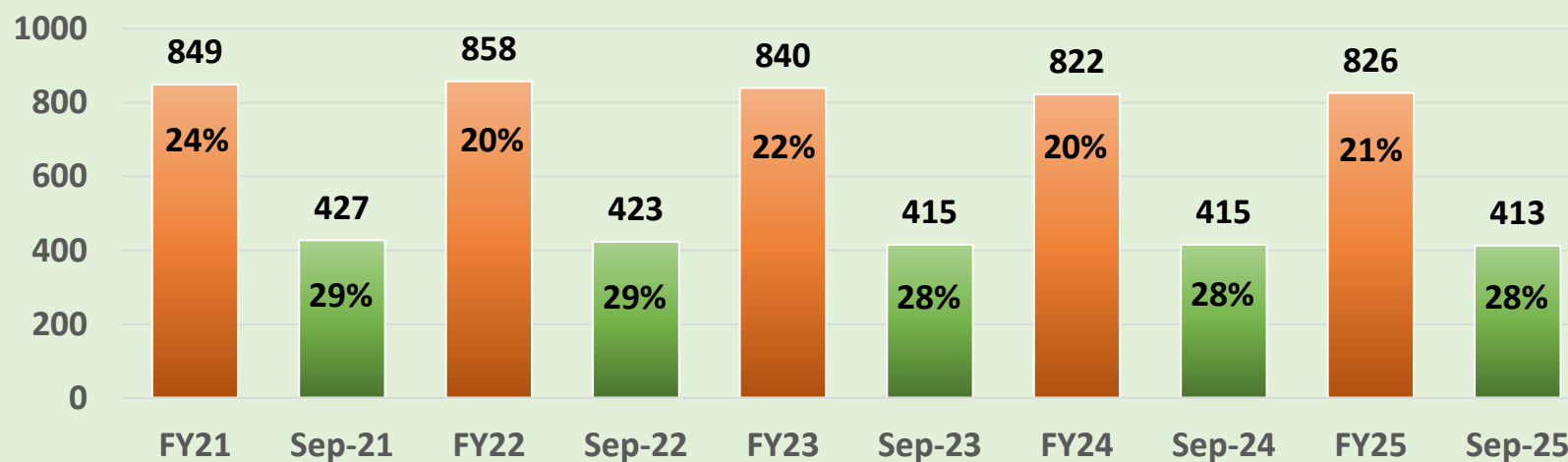
Collection - Annual



Collection – Half Year



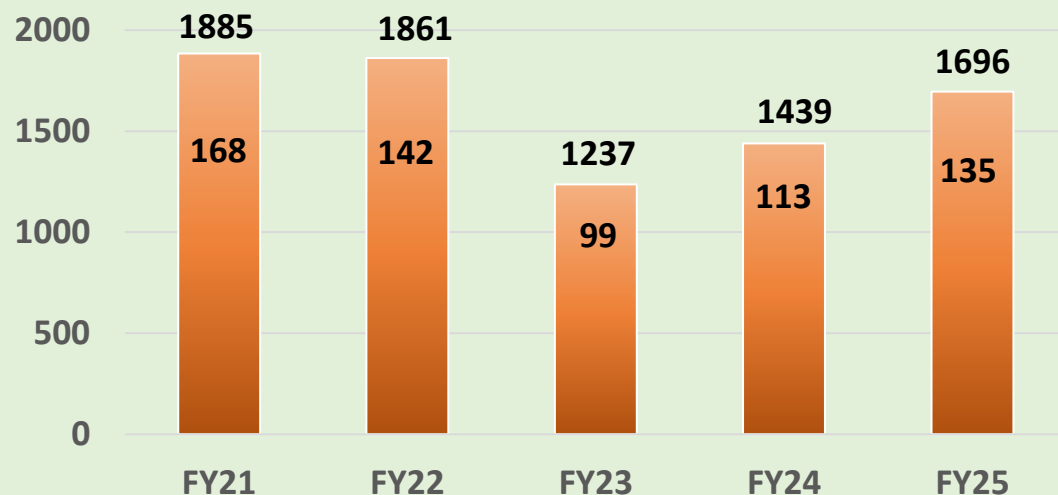
Employee Remuneration – Annual/Half-Year (% of Revenue from Operation)



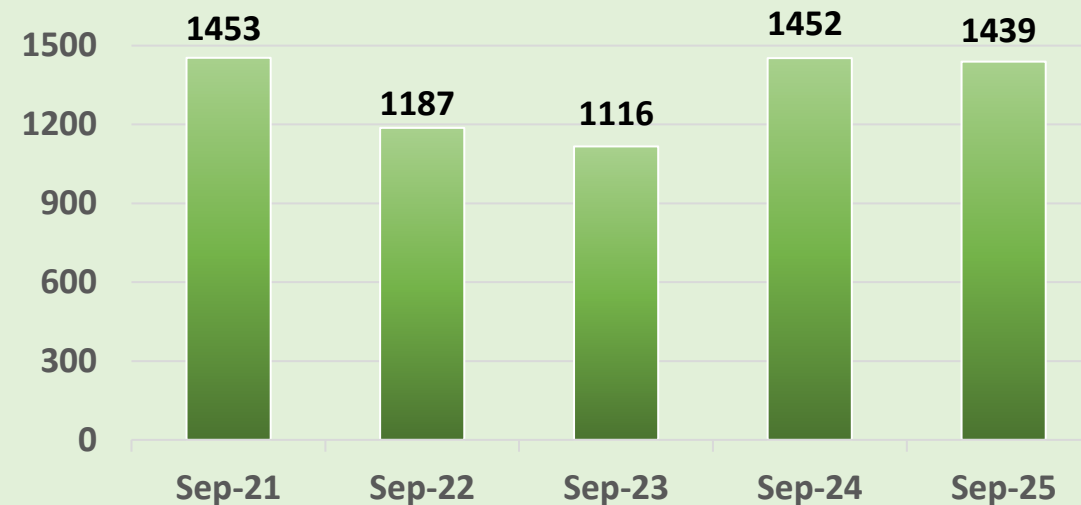
Debtors & Inventory



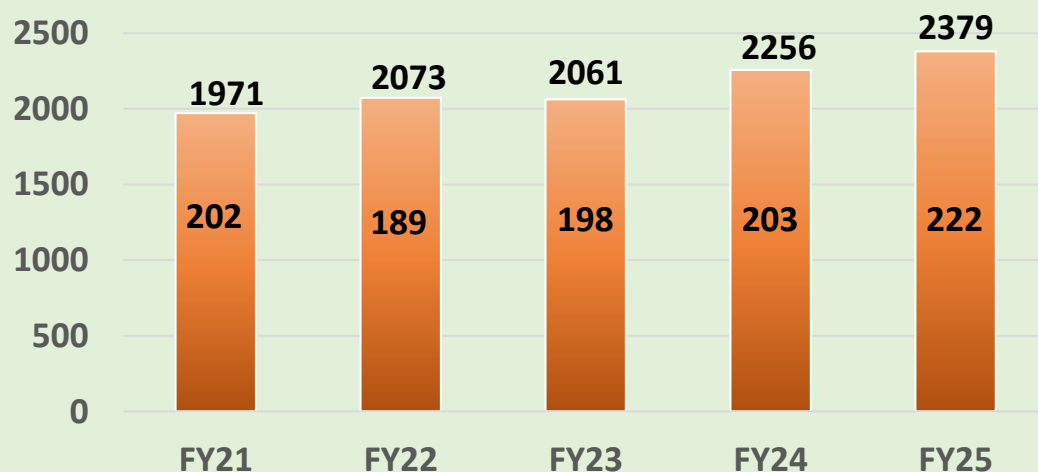
Debtors- Annual (In Days to Revenue)



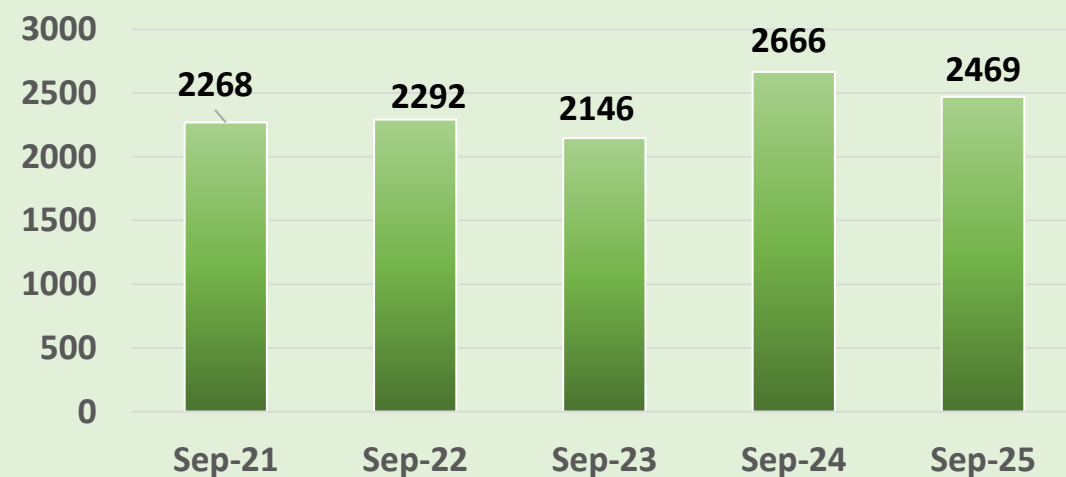
Debtors – Half Year



Inventory – Annual (In Days to VoP)



Inventory – Half Year





 Bangalore Complex



 Truck Division, Mysuru



 Palakkad Complex

धन्यवाद



 Earth Moving Division, KGF



 Engine Division, Mysuru



 R&D Centre, KGF