



BEARDSELL LIMITED

Regd. Office :
47, Greams Road,
CHENNAI - 600 006. (INDIA)
Tel : 2829 32 96, 2829 09 00
Fax : 044-2829-03 91
CIN No. : L65991TN1936PLC001428
E-mail : ho@beardsell.co.in
Website : www.beardsell.co.in

11th November 2023

To,

National Stock Exchange of India Ltd.
Exchange Plaza, 5th Floor
Plot No.C/1, G Block
Bandra Kurla Complex, Bandra (E)
Mumbai - 400051
Scrip: BEARDSELL

BSE Limited
Corporate Relationship Department
Phiroz Jeejeebhoy Towers
Dallal Street,
Mumbai - 400001
Scrip: 539447

Dear Sirs,

Sub: Outcome of Board Meeting

Submission of Unaudited Financial Results for the quarter ended 30th September 2023

We are enclosing the Unaudited Financial Results (Standalone & Consolidated) for the quarter ended 30th September 2023 in the prescribed format, along with the Limited Review Report. Further, it is hereby declared that the Statutory Auditors, M/s.G BALU ASSOCIATES LLP, Chartered Accountants (ICAI Firm registration number: 000376S/S200073) have furnished the Limited Review Reports on Standalone & Consolidated Financial Results with unmodified opinion. These results have been reviewed by the Audit Committee and approved by the Board of Directors in their meeting held on 11th November 2023.

The meeting of the Board of Directors commenced at 11:30 a.m. and concluded at 4:00 p.m.

We are arranging to publish the extract of the said financial results in newspapers in the format prescribed under Regulation 47 of SEBI (LODR) Regulations, 2015.

The above information will also be made available on the Company's website, www.beardsell.co.in

Please take the aforementioned information on your record.

Yours faithfully,

For BEARDSELL LIMITED

KANHU
CHARAN
SAHU

Digitally signed by
KANHU CHARAN
SAHU
Date: 2023.11.11
16:10:41 +05'30'

Company Secretary

Independent Auditor's Review Report on the Unaudited Consolidated Financial Results of M/s Beardsell Limited for the Quarter and half year ended 30th September 2023 Pursuant to the Regulation 33 of the SEBI (Listing Obligations and Disclosure Requirements) Regulations, 2015, as amended.

**Review report to
The Board of Directors
Beardsell Limited.**

1. We have reviewed the accompanying Statement of Unaudited Consolidated Financial Results of Beardsell Limited (the "Holding Company") and its subsidiary and controlled entity (the Holding Company, its subsidiaries and controlled entity together referred to as "the Group") for the quarter and half year ended September 30, 2023 (the "Statement") attached herewith, being submitted by the Holding Company pursuant to the requirements of Regulation 33 of the SEBI (Listing Obligations and Disclosure Requirements) Regulations, 2015, as amended (the "Listing Regulations").
2. The Holding Company's Management is responsible for the preparation of the Statement in accordance with the recognition and measurement principles laid down in Indian Accounting Standard 34, (Ind AS 34) "Interim Financial Reporting" prescribed under Section 133 of the Companies Act, 2013 as amended, read with relevant rules issued thereunder and other accounting principles generally accepted in India and in compliance with Regulation 33 of the Listing Regulations. The Statement has been approved by the Holding Company's Board of Directors. Our responsibility is to express a conclusion on the Statement based on our review.
3. We conducted our review of the Statement in accordance with the Standard on Review Engagements (SRE) 2410, "Review of Interim Financial Information Performed by the Independent Auditor of the Entity" issued by the Institute of Chartered Accountants of India. This standard requires that we plan and perform the review to obtain moderate assurance as to whether the Statement is free of material misstatement. A review of interim financial information consists of making inquiries, primarily of persons responsible for financial and accounting matters, and applying analytical and other review procedures. A review is substantially less in scope than an audit conducted in accordance with Standards on Auditing and consequently does not enable us to obtain assurance that we would become aware of all significant matters that might be identified in an audit. Accordingly, we do not express an audit opinion.

We also performed procedures in accordance with the Circular No. CIR/CFD/CMD1/44/2019 dated March 29, 2019 issued by the Securities and Exchange Board of India under Regulation 33(8) of the Listing Regulations, to the extent applicable.





4. The Statement includes the results of the following entities:
- Beardsell Limited
 - Sarovar Insulation Private Limited – Subsidiary
 - Saideep Polytherm – Controlled entity
5. Based on our review conducted and procedures performed as stated in Paragraph 3 above and based on the consideration of the review reports of other auditors referred to in Paragraph 6 below, nothing has come to our attention that causes us to believe that the accompanying Statement, prepared in accordance with recognition and measurement principles laid down in the aforesaid Indian Accounting Standards ('Ind AS') specified under Section 133 of the Companies Act, 2013, as amended, read with relevant rules issued thereunder and other accounting principles generally accepted in India, has not disclosed the information required to be disclosed in terms of the Listing Regulations, including the manner in which it is to be disclosed, or that it contains any material misstatement.

6. Other Matters

The accompanying Statement includes the unaudited interim financial results and other financial information, in respect of subsidiary and controlled entity, whose unaudited interim financial results reflect total revenues of Rs. 1,053.98 & Rs. 2,132.95 lakhs, profit after tax of Rs. 88.21 & Rs. 105.81 lakhs and total comprehensive income of Rs. 88.21 & Rs.105.81 lakhs, for the quarter and half year ended September 30, 2023, as considered in the Statement which has been reviewed by their respective auditors. The Independent Auditor's review report on the interim unaudited financial results of these entities have been furnished to us by the Management and our conclusion in the statement in so far as it relates to the amounts and disclosures in respect of the subsidiary and controlled entity based solely on the report of such auditors and procedures performed by us as stated in Paragraph 3 above.

Our Conclusion is not modified in respect of this matter.

For G BALU ASSOCIATES LLP
Chartered Accountants
ICAI FRN: 000376S/S200073

Rajagopalan B
Partner
Membership No: 217187

UDIN: 23217187BGXEY9158

Place: Chennai.
Date: 11th November 2023



BEARSELL LIMITED

CIN NO : L65991TN1936PLC001428
REGISTERED OFFICE: 47, GREAMS ROAD,
CHENNAI-600 006

STATEMENT OF UNAUDITED CONSOLIDATED FINANCIAL RESULTS FOR THE QUARTER AND HALF YEAR ENDED SEPTEMBER 30, 2023

Rs.in Lakhs

S.No	Particulars	Quarter ended			Half Year ended		Year ended
		Unaudited			Unaudited		Audited
		30/09/2023	30/06/2023	30/09/2022	30/09/2023	30/09/2022	31/03/2023
1	Income from Operations						
	(a) Revenue from operations	6,015	5,717	5,986	11,732	11,503	23,201
	(b) Other income	112	23	68	135	94	396
	Total Income	6,127	5,740	6,054	11,867	11,597	23,597
2	Expenses						
	a. Cost of materials consumed	3,537	3,414	3,537	6,951	7,194	14,070
	b. Purchase of stock-in-trade	438	451	546	889	957	1,831
	c. Changes in inventories of finished goods,work-in-progress and stock-in-trade	-6	(1)	164	(7)	34	34
	d. Employee benefits expense	475	431	484	906	928	1,929
	e. Depreciation and amortization expense	149	139	194	288	354	623
	f. finance cost	116	105	102	221	202	413
	g. Other expenses	992	894	843	1,886	1,540	3,560
	Total Expenses	5,701	5,433	5,870	11,134	11,209	22,460
3	Profit before exceptional items and Tax(1-2)	426	307	184	733	388	1,137
4	Exceptional items						
5	Profit before Tax (3-4)	426	307	184	733	388	1,137
6	Tax expense						
	a)Current Tax	109	102	85	211	151	289
	b)Current tax - earlier years						
	b)Deferred Tax	11	(36)	(4)	(25)	(15)	(1)
7	Profit for the Period (5-6)	306	241	103	547	252	849
	Share of profit /(loss) of joint ventures and associates (net)						
8	Profit for the period after share of loss of associates	306	241	103	547	252	849
9	Other Comprehensive Income (Net of Tax)						
	a) Items not to be reclassified to Profit or Loss in subsequent period	(1)	(2)	2	(3)	6	(8)
	b) Items to be reclassified to Profit or Loss in subsequent period					(2)	
	Other Comprehensive Income for the period	(1)	(2)	2	(3)	4	(8)
	Total Comprehensive Income	305	239	105	544	256	841
	Net profit / (loss) attributable to						
	Owners of the company	306	241	103	547	252	849
	Non controlling interest						
	Other Comprehensive Income attributable to						
	Owners of the company	(1)	(2)	2	(3)	4	(8)
	Non controlling interest						
	Total Comprehensive Income attributable to						
	Owners of the company	305	239	105	544	256	841
	Non controlling interest						
10	Paid Up Equity Share Capital (Face value-Rs.2/-)	789	789	749	789	749	749
11	Other Equity						5,008
12	Earning Per Share (of Rs.2/-each (not annualised)) Basic and Diluted	0.79	0.62	0.27	1.42	0.67	2.27



PARTICULARS	September 30, 2023	March 31, 2023
ASSETS		
Non current assets		
Property, plant and equipment	5,618.22	4,440.73
Capital work in progress	118.90	932.30
Goodwill	242.12	242.12
Intangible assets	9.58	19.33
Right-of-use assets	306.52	347.23
Financial assets		
Investments	82.37	53.41
Loans	16.07	19.67
Trade receivables	-	-
Others	208.29	207.86
Non-current tax assets (net)	7.51	6.59
Deferred tax assets (net)	81.46	56.79
Other non-current assets	-	38.88
	6,691.04	6,364.91
Current assets		
Inventories	2,523.57	2,347.62
Financial assets		
Trade receivables	4,617.93	3,869.16
Cash and cash equivalents	282.26	477.97
Bank Balances other than cash and cash equivalents	436.21	361.74
Loans	9.27	12.70
Others	47.62	46.35
Other current assets	1,010.62	1,251.12
	8,927.49	8,366.66
Total assets	15,618.53	14,731.57
EQUITY and LIABILITIES		
Equity		
Equity share capital	788.84	749.31
Other equity	6,071.96	5,127.44
Total equity	6,860.80	5,876.75
Liabilities		
Non current liabilities		
Financial liabilities		
Borrowings	889.29	949.65
Lease liabilities	267.57	224.99
Provisions	27.52	27.52
	1,184.38	1,202.16
Current liabilities		
Financial liabilities		
Borrowings	2,415.31	2,304.68
Trade payables		
Total outstanding dues of micro, small and medium enterprises	-	-
Total outstanding dues of creditors other than micro, small and medium	2,864.56	3,648.75
Lease liabilities	76.50	158.68
Other financial liabilities	229.50	210.21
Other current liabilities	1,566.77	967.84
Provisions	259.91	184.47
Current tax liabilities (net)	160.80	178.03
	7,573.35	7,652.66
Total equity and liabilities	15,618.53	14,731.57



Beardsell Limited

CIN : L65991TN1936PLC001428

Consolidated Statement of Cash Flows for the half year ended September 30, 2023

(All amounts are in lakhs of Indian Rupees, unless otherwise stated)

Particulars	For the half -year ended September 30, 2023	For the half -year ended September 30, 2022
A. Cash flow from operating activities		
Profit/ (loss) before exceptional items and tax	733	252
Adjustments for:		
Depreciation and amortisation expenses	288	354
Loss/ (gain) on disposal of property, plant and equipment (net)	(1)	(5)
Finance income	(11)	(26)
Liabilities/ provisions no longer required written back	-	(100)
Allowance for credit loss (including Bad debts written off)	97	48
Share of (profit)/ loss from controlled entity	(57)	-
Finance costs	221	202
Provision for indirect tax penalty	100	-
Operating profit before working capital changes	1,370	725
Movement in working capital:		
(Increase)/ Decrease in inventories	(176)	35
(Increase)/ Decrease in current and non-current trade receivables	(636)	(1,396)
(Increase) / Decrease in current and non-current financial assets	(24)	9
(Increase) / Decrease in other assets	279	576
(Decrease)/ Increase in trade payables	(784)	(421)
(Decrease)/ Increase in financial, non-financial liabilities and provisions	694	1,291
Cash generated from operations	723	819
Income tax paid (net of refunds)	(212)	136
Net cash flows from operating activities (A)	511	955
B. Cash flow (used in) / from investing activities		
Purchase of property, plant and equipment, including intangible assets, capital work in progress and capital advances	(607)	(831)
Proceeds from sale of property, plant and equipment	8	20
Share of (gain) / loss of partnership firm	57	-
Deposits made during the year	(105)	(1)
Finance income received	11	-
Net cash flow (used in) / from investing activities before exceptional items	(636)	(812)
Cash flow from exceptional items	-	-
Net cash flow (used in) / from investing activities after exceptional items (B)	(636)	(812)
C. Net cash flows used in financing activities		
Proceeds from issue of equity shares	470	454
Proceeds from long-term borrowings	(60)	(311)
Repayment of long-term borrowings	(300)	(109)
Proceeds/ (repayment) of short - term borrowings (net)	(40)	(22)
Payment of principal portion of lease liabilities	(12)	(143)
Interest paid on lease liabilities	(195)	(137)
Interest paid	(137)	(131)
Net cash flows used in financing activities (C)	(137)	(131)
Net increase/ (decrease) in cash and cash equivalents (A+B+C)	(262)	12
Cash and cash equivalents at the beginning of the year	(1,080)	159
Cash and cash equivalents at the end of the year/ period	(1,342)	171



NOTES TO UNAUDITED CONSOLIDATED FINANCIAL RESULT

a) The unaudited Consolidated financial results for the quarter ended and half year ended sept 30, 2023, which has been prepared in accordance with the Indian Accounting Standards (Ind AS) as prescribed under Section 133 of the Companies Act, 2013 as amended, have been reviewed by the Audit Committee and approved by the Board of Directors at its meeting held on November 11, 2023. The limited review of the Consolidated financial results for the quarter and half year ended September 30, 2023 and have been carried out by the statutory auditors (also refer note b).

b) The Unaudited Consolidated financial results includes the results of the Company, its Subsidiary held directly - Sarovar Insulation Private Limited and Controlled Entity - Saideep Polytherm (Partnership firm) (together the 'Group').

c) The above financial results are also available on the stock exchange website www.bseindia.com, www.nseindia.com and on our website www.beardsell.co.in.

d) Previous periods' figures have been re-grouped / re-classified, where necessary to conform to the current periods' classification/ presentation.


For Beardsell Limited

Place : Chennai

Date : 11/11/2023



For Beardsell Limited
Amrith Anumolu
Amrith Anumolu
Executive Director



BEARDELL LIMITED

REGISTERED OFFICE : 47, GREAMS ROAD, CHENNAI 600 006

CIN:L65991TN1936PLC001428

UNAUDITED CONSOLIDATED SEGMENT WISE FINANCIAL RESULTS AND CAPITAL EMPLOYED

Reporting of Segment wise Consolidated Revenue Results, Assets and Liabilities for the quarter and half year ended September 30,2023

	Quarter ended				Half year ended		Year ended
	Sep-23	Jun-23	Sep-22	Sep-23	Sep-22	Mar-23	
CONSOLIDATED							
INSULATION	5,508	5,239	5,408	10,747	10,484	21226	
TRADING	507	478	578	985	1,019	1975	
REV FROM OPERATIONS	6,015	5,717	5,986	11,732	11,503	23201	
SEGMENT RESULTS							
INSULATION	592	506	345	1,098	678	1883	
TRADING	28	31	9	59	77	170	
TOTAL SEGMENT	620	537	354	1,157	755	2053	
Less : FINANCE COST	(116)	(105)	(102)	(221)	(202)	(413)	
Less : OTHER UNALLOCABLE	(79)	(125)	(68)	(204)	(165)	(503)	
PBT	426	307	184	733	388	1137	
SEGMENT - ASSETS							
INSULATION	15738	14163	12695	15738	12695	12660	
TRADING	599	680	554	599	554	654	
UNALLOCABLE CORPORATE ASSETS	1269	1049	1019	1269	1019	1418	
INSULATION	17606	15892	14268	17606	14268	14732	
TRADING	7767	6763	6723	7767	6723	6171	
UNALLOCABLE CORPORATE LIABILITIES	142	375	109	142	109	132	
	2836	2242	2015	2836	2015	2672	
	10745	9380	8847	10745	8847	8975	





Independent Auditor's Review Report on the Unaudited Standalone Financial Results of M/s Beardsell Limited for the Quarter and Half year ended 30th September 2023 Pursuant to the Regulation 33 of the SEBI (Listing Obligations and Disclosure Requirements) Regulations, 2015, as amended.

**Review report to
The Board of Directors
Beardsell Limited.**

1. We have reviewed the accompanying statement of unaudited standalone financial results of Beardsell Limited (the "Company") for the quarter and half year ended September 30, 2023 (the "Statement") attached herewith, being submitted by the Company pursuant to the requirements of Regulation 33 of the SEBI (Listing Obligations and Disclosure Requirements) Regulations, 2015, as amended (the "Listing Regulations").
2. The Company's Management is responsible for the preparation of the Statement in accordance with the recognition and measurement principles laid down in Indian Accounting Standard 34, (Ind AS 34) "Interim Financial Reporting" prescribed under Section 133 of the Companies Act, 2013 as amended, read with relevant rules issued thereunder and other accounting principles generally accepted in India and in compliance with Regulation 33 of the Listing Regulations. The Statement has been approved by the Company's Board of Directors. Our responsibility is to express a conclusion on the Statement based on our review.
3. We conducted our review of the Statement in accordance with the Standard on Review Engagements (SRE) 2410, "Review of Interim Financial Information Performed by the Independent Auditor of the Entity" issued by the Institute of Chartered Accountants of India. This standard requires that we plan and perform the review to obtain moderate assurance as to whether the Statement is free of material misstatement. A review of interim financial information consists of making inquiries, primarily of persons responsible for financial and accounting matters, and applying analytical and other review procedures. A review is substantially less in scope than an audit conducted in accordance with Standards on Auditing and consequently does not enable us to obtain assurance that we would become aware of all significant matters that might be identified in an audit. Accordingly, we do not express an audit opinion.
4. Based on our review conducted as above and based on the consideration of the review reports of other auditors, as stated in Paragraph 5 below, nothing has come to our attention that causes us to believe that the accompanying Statement, prepared in accordance with the recognition and measurement principles laid down in the aforesaid Indian Accounting Standards ('Ind AS') specified under Section 133 of the Companies Act, 2013 as amended, read with relevant rules issued thereunder and other accounting principles generally accepted in India, has not disclosed the information required to be disclosed in terms of the Listing Regulations, including the manner in which it is to be disclosed, or that it contains any material misstatement.



**5. Other Matters**

The accompanying Statement includes the Company's share of net profit of Rs. 45.17 lakhs and Rs. 57.33 lakhs for the quarter and half year ended 30th September 2023, on its investment in the partnership firm based on the unaudited interim financial results and other unaudited financial information reviewed by the independent auditors. The independent auditors review report on the interim financial results of this partnership firm have been furnished to us by the Management, and our conclusion on the Statement, in for as it relates to the Company's share of net loss from the firm is based solely on the reports of such auditors.

Our Conclusion is not modified in respect of this matter.

For G BALU ASSOCIATES LLP
Chartered Accountants
ICAI FRN: 000376S/S200073



Rajagopalan B
Partner
Membership No: 217187

UDIN: 23217187BGXEBX7404

Place: Chennai.
Date: 11-11-2023.



BEARDELL LIMITED


CIN NO : L65991TTN1936PLC001428
 REGISTERED OFFICE: 47, GREAMS ROAD,
 CHENNAI-600 006

STATEMENT OF UNAUDITED STANDALONE FINANCIAL RESULTS FOR THE QUARTER AND HALF YEAR ENDED SEPTEMBER 30, 2023

Rs. in Lakhs

S.No	Particulars	Quarter ended				Half Year ended		Year ended Audited 31-03-2023
		Unaudited 30-09-2023	Unaudited 30-06-2023	Unaudited 30-09-2022	Unaudited 30-09-2023	Unaudited 30-09-2022		
1	Income from Operations							
	(a) Revenue from contracts with customers	5,755	5,304	5,599	11,059	10,713	21,956	
	(b) Other income	88	35	73	123	100	218	
	Total Income	5,843	5,339	5,672	11,182	10,813	22,174	
2	Expenses							
	a. Cost of raw material and components consumed	3,569	3,295	3,281	6,864	6,770	13,880	
	b. Purchase of traded goods	439	450	546	889	957	1,831	
	c. Changes in inventories of finished goods, work-in-progress and stock-in-trade	0	(3)	172	(3)	42	34	
	d. Employee benefits expense	404	370	405	774	771	1,707	
	e. Depreciation and amortization expense	118	110	162	228	290	501	
	f. Finance costs	101	86	83	187	165	347	
	g. Other expenses	828	730	786	1,558	1,378	2,748	
	Total Expenses	5,459	5,038	5,435	10,497	10,373	21,048	
3	Profit before exceptional items and Tax(1-2)	384	301	237	685	440	1,126	
4	Exceptional items	-	-	-	-	-	-	
5	Profit before Tax (3-4)	384	301	237	685	440	1,126	
6	Tax expense							
	a) Current Tax	112	99	85	211	151	288	
	b) Current tax - earlier years							
	c) Deferred Tax	11	(36)	(4)	(25)	(15)	(1)	
7	Profit after Tax (5-6)	261	238	156	499	304	839	
8	Other Comprehensive Income/ (Loss)							
	a) Items not to be reclassified to Profit or Loss in subsequent period							
	Re-measurement gains / (losses) on defined benefit plans	(2)	(3)	2	(5)	5	(11)	
	Income tax effect	2	1	-	3	(1)	3	
	Other Comprehensive Income for the period	0	(2)	2	(2)	4	(8)	
9	Total Comprehensive Income	261	236	158	497	308	831	
10	Paid Up Equity Share Capital (Face value-Rs.2/-)	789	789	749	789	749	749	
11	Other Equity						5,164	
12	Earning Per Share (of Rs.2/-each) Basic and Diluted	0.69	0.62	0.41	1.28	0.81	2.24	





BEARDESELL LIMITED
REGISTERED OFFICE : 47, GREAMS ROAD, CHENNAI 600 006
CIN:L65991TN1936PLC001428

UNAUDITED STANDALONE SEGMENT WISE FINANCIAL RESULTS AND CAPITAL EMPLOYED
Reporting of Segment wise Standalone Revenue Results, Assets and Liabilities for the quarter and half year ended September 30,2023

	3 Months ended			Half year ended		Year ended 31.03.2023 (Audited)
	30.09.2023	30.06.2023 (Unaudited)	30.09.2022	30.09.2023 (Unaudited)	30.09.2022	
Segment Revenue						
a) Insulation	5,248	4,826	5,021	10,074	9,694	19,981
b) Trading	507	478	578	985	1,019	1,975
Total Revenue from contracts with customers	5,755	5,304	5,599	11,059	10,713	21,956
Segment Results						
a) Insulation	536	481	379	1,017	693	1,806
b) Trading	28	31	9	59	77	170
Total Segment Results	564	512	388	1,076	770	1,976
Less: Finance costs	(101)	(86)	(83)	(187)	(165)	(347)
Less: Other un-allocable expenditure net off un-allocable income	(79)	(125)	(68)	(204)	(165)	(503)
Profit before Tax	383	301	237	684	440	1,126
Segment Assets						
a) Insulation	11,953	11,090	11,369	11,953	11,369	11,802
b) Trading	599	680	554	599	554	654
c) Other un-allocable corporate assets	1,295	1,049	1,019	1,295	1,019	1,418
Total Segment Assets	13,847	12,819	12,942	13,847	12,942	13,874
Segment Liabilities						
a) Insulation	3,987	3,581	5,397	3,987	5,397	5,157
b) Trading	142	375	109	142	109	132
c) Other un-allocable corporate liabilities	2,836	2,242	2,015	2,836	2,015	2,672
Total Segment Liabilities	6,965	6,198	7,521	6,965	7,521	7,961



Beardsell Limited
CIN : L65991TN1936PLC001428
Standalone Balance Sheet as at September 30, 2023
(All amounts are in lakhs of Indian Rupees, unless otherwise stated)

PARTICULAR	Notes	September 30, 2023	March 31, 2023
ASSETS			
Non current assets			
Property, plant and equipment	3a	3,972.42	2,797.00
Capital work in progress	3a	118.90	919.70
Intangible assets	3b	9.58	19.33
Right-of-use assets	46	306.52	347.86
Financial assets			
Investments in subsidiaries	4	29.97	29.97
Investments in controlled entity	4	462.15	462.15
Other investments	4	52.65	52.65
Loans	5	16.07	15.87
Trade receivables	6	-	-
Others	7	203.65	204.95
Non-current tax assets (net)	8	-	-
Deferred tax assets (net)	22	81.46	56.80
Other non-current assets	9	-	38.53
		5,253.37	4,944.81
Current assets			
Inventories	10	2,029.66	1,822.62
Financial assets			
Trade receivables	11	5,023.69	4,992.63
Cash and cash equivalents	12	250.78	458.55
Bank Balances other than cash and cash equivalents	13	436.21	361.74
Loans	14	9.27	12.70
Others	15	12.35	18.63
Other current assets	16	831.18	1,262.47
		8,593.14	8,929.34
Total assets		13,846.51	13,874.15
EQUITY and LIABILITIES			
Equity			
Equity share capital	17	788.74	749.31
Other equity	18	6,093.18	5,164.15
Total equity		6,881.92	5,913.46
Liabilities			
Non current liabilities			
Financial liabilities			
Borrowings	19	742.51	707.83
Lease liabilities	20	267.57	224.99
		1,010.08	932.82
Current liabilities			
Financial liabilities			
Borrowings	23	2,068.70	1,912.98
Trade payables	24	-	-
Total outstanding dues of micro, small and medium enterprises		-	-
Total outstanding dues of creditors other than micro, small and medium		3,190.35	3,928.58
Lease liabilities	25	76.50	158.68
Other financial liabilities	26	229.50	210.22
Other current liabilities	27	78.69	489.15
Provisions	28	149.97	150.23
Current tax liabilities (net)	29	160.80	178.03
		5,954.51	7,027.87
Total equity and liabilities		13,846.51	13,874.15



Beardsell Limited

CIN : L65991TN1936PLC001428

Standalone Statement of Cash Flows for the half year ended September 30, 2023

(All amounts are in lakhs of Indian Rupees, unless otherwise stated)


Particulars	For the half year ended September 30, 2023	For the half year ended September 30, 2022
A. Cash flow from operating activities		
Profit/ (loss) before exceptional items and tax	685	440
Adjustments for:		
Depreciation and amortisation expenses	228	290
Loss/ (gain) on disposal of property, plant and equipment (net)	(1)	(5)
Finance income	(11)	(9)
Liabilities/ provisions no longer required written back	-	(48)
Allowance for credit loss (including Bad debts written off)	97	162
Share of (profit)/ loss from controlled entity	(57)	46
Finance costs	187	165
Provision for Indirect tax penalty	100	-
Operating profit before working capital changes	1,228	1,041
Movement in working capital:		
(Increase)/ Decrease in inventories	(207)	75
(Increase)/ Decrease in current and non-current trade receivables	(228)	(933)
(Increase) / Decrease in current and non-current financial assets	11	(5)
(Increase) / Decrease in other assets	470	(67)
(Decrease)/ Increase in trade payables	(738)	725
(Decrease)/ Increase in financial, non-financial liabilities and provisions	(392)	(134)
Cash generated from operations	144	702
Income tax paid (net of refunds)	(212)	(22)
Net cash flows from operating activities (A)	(68)	680
B. Cash flow (used in) / from investing activities		
Purchase of property, plant and equipment, including intangible assets, capital work in progress and capital advances	(558)	(198)
Proceeds from sale of property, plant and equipment	8	19
Deposits made during the year	(105)	(1)
Share of gain / (loss) of partnership firm	57	-
Finance income received	11	9
Net cash flow (used in) / from investing activities before exceptional items	(587)	(171)
Cash flow from exceptional items		
Net cash flow (used in) / from investing activities after exceptional items (B)	(587)	(171)
C. Net cash flows used in financing activities		
Proceeds from issue of equity shares	470	-
Repayment of long - term borrowings (net)	-	(136)
Proceeds from long-term borrowings	35	-
Proceeds/ (repayment) of short - term borrowings (net)	(302)	(63)
Payment of principal portion of lease liabilities	(40)	(114)
Interest paid on lease liabilities	(13)	(22)
Interest paid	(160)	(143)
Net cash flows used in financing activities (C)	(10)	(478)
Net increase/ (decrease) in cash and cash equivalents (A+B+C)	(665)	31
Cash and cash equivalents at the beginning of the year	(708)	124
Cash and cash equivalents at the end of the year/ period	(1,373)	155



NOTES TO UNAUDITED STANDALONE FINANCIAL RESULT

- a) The unaudited standalone financial results for the quarter ended September 30, 2023, which has been prepared in accordance with the Indian Accounting Standards (Ind AS) as prescribed under Section 133 of the Companies Act, 2013 as amended, have been reviewed by the Audit Committee and approved by the Board of Directors at its meeting held on November 11, 2023. The limited review of the standalone financial results for the quarter ended September 30, 2023 and have been carried out by the statutory auditors.
- b) The unaudited standalone financial results for the quarter ended September 30, 2023 includes from the controlled entity - Saideep polythene (Partnership firm) a profit of Rs.45.17 lakhs, profit of Rs. 12.17 lakhs for the quarter ended June 30, 2023, loss of Rs. 18.66 lakhs for the quarter ended September 30, 2022 and a profit of Rs. 31.36 lakhs for the year ended 31st March 2023.
- c) The above financial results are also available on the stock exchange website www.bseindia.com, www.nseindia.com and on our website www.beardsell.co.in.
- d) Previous periods' figures have been re-grouped / re-classified, where necessary to conform to the current periods classification/ presentation.

Place : Chennai
Date : 11-11-2023



For Beardsell Limited
Amrith Anumolu
Amrith Anumolu
Executive Director