



Regd. Office:
Hazi Rattan Link Road, Post Box No. 71, Bathinda-151001
Ph.: 0164-2240163, 2240443, 2211628, Fax: 01645003638
Website: www.bcl.ind.in
Email: bcl@mittalgroup.co.in
CIN: L24231PB1976PLC003624

BSE LIMITED FLOOR 25, FEROUZEE JEEJEEBHOY TOWERS, DALAL STREET, MUMBAI- 400001	NATIONAL STOCK EXCHANGE OF INDIA LTD., EXCHANGE PLAZA, BANDRA KURLA COMPLEX, BANDRA (EAST), MUMBAI - 400051
BSE Code: 524332	NSE SCRIIP CODE: BCLIND

DATED: 29/10/2024

Dear Sir/Madam,

Sub: Correction in the EPS numbers for the quarter ended 30/09/2024

This letter has reference to the financial results submitted by the Company for the quarter and half year ended on 30/09/24, earlier today. In this regard we would to inform that a small typo error has happened in reporting the EPS (earning per share) for the quarter ended 30/09/2024 in both standalone and consolidated financial statement as below:

Standalone Financials:

EPS	Mentioned by mistake	To be read as
Basic (Rs.)	1.32	0.71
Diluted (Rs.)	1.32	0.71

Consolidated Financials:

EPS	Mentioned by mistake	To be read as
Basic (Rs.)	1.75	0.94
Diluted (Rs.)	1.75	0.94

All other financial data reported today remains same. In the interest of better record keeping, we hereby again submit the complete set of financials after due correction in the EPS figures with a request to please ignore the earlier submission made. We deeply regret the inadvertent error.

Thanking You

**Yours faithfully
For BCL INDUSTRIES LIMITED**

**Ajeet Kumar Thakur
(Company Secretary & Compliance Officer)**

STATEMENT OF STANDALONE UNAUDITED FINANCIAL RESULTS FOR QUARTER / HALF YEAR ENDED 30TH SEPTEMBER, 2024 (RS. IN LAKHS)

PARTICULARS		STANDALONE					
		Quarter Ended			Half Year Ended		F.Y. Ended
		30.09.2024 (Unaudited)	30.06.2024 (Unaudited)	30.09.2023 (Unaudited)	30.09.2024 (Unaudited)	30.09.2023 (Unaudited)	31.03.2024 (Audited)
Income							
REVENUE FROM OPERATIONS	1	53090.34	47284.42	36630.18	100374.76	69930.23	169725.74
OTHER INCOME	2	209.74	177.87	232.78	387.61	414.54	811.33
TOTAL INCOME (1+2)	3	53300.08	47462.29	36862.96	100762.37	70344.77	170537.07
EXPENSES							
a) Cost of materials consumed		35834.75	36002.26	25514.30	71837.01	49969.3	128235.26
b) Purchases of stock-in-trade		-	-	-	-	-	-
c) Changes in inventories of finished goods, stock-in-trade, work-in-progress and intermediates		4827.47	(1,338.52)	1629.98	3,488.95	2,992.28	(3,761.22)
d) Excise duty		2484.25	2284.82	-	4,769.07	-	7142.94
e) Employee benefits expense		744.91	694.67	600.09	1439.58	1173.55	2390.16
f) Finance costs		264.88	481.36	365.05	746.24	506.68	1280.04
g) Depreciation and amortization expense		743.42	700.76	624.07	1444.18	1032.35	2390.26
h) Other expenses		5640.73	6296.77	5939.49	11937.5	10493.27	22953.86
TOTAL EXPENSES	4	50540.41	45122.12	34672.98	95662.53	66167.43	160631.30
PROFIT BEFORE EXCEPTIONAL ITEMS AND TAX (3-4)	5	2759.67	2340.17	2189.98	5099.84	4177.34	9905.77
EXCEPTIONAL ITEMS (Refer Note 4)	6	-	-	-	-	-	-
PROFIT BEFORE TAX (5+6)	7	2759.67	2340.17	2189.98	5099.84	4177.34	9905.77
TAX EXPENSE							
a) Current Tax		(600.00)	(550.00)	(550.00)	(1,150.00)	(1,050.00)	(2,000.00)
b) Deferred Tax		(58.08)	(94.08)	(356.35)	(152.16)	(323.81)	(432.50)
c) Income Tax of Earlier Year		-	-	-	-	-	(130.33)
TOTAL TAX	8	(658.08)	(644.08)	(906.35)	(1,302.16)	(1,373.81)	(2,562.83)
PROFIT FOR THE YEAR / PERIOD (7-8)	9	2101.59	1696.09	1283.63	3797.68	2,803.53	7,342.94
SHARE OF PROFIT / (LOSS) OF ASSOCIATES AND JOINT VENTURES	10	-	-	-	-	-	-
PROFIT AFTER TAX, SHARE OF PROFIT OF ASSOCIATES AND JOINT VENTURES (9+10)	11	2101.59	1696.09	1283.63	3797.68	2803.53	7342.94
OTHER COMPREHENSIVE INCOME							
A (i) Items that will not be reclassified to profit or loss		98.71	-	293.73	98.71	293.73	308.36
(ii) Income tax relating to items that will not be reclassified to profit or loss		(24.85)	-	(60.45)	(24.85)	(60.45)	(60.45)
B (i) Items that will be reclassified to profit or loss		-	-	-	-	-	-
(ii) Income tax relating to items that will be reclassified to profit or loss		-	-	-	-	-	-
OTHER COMPREHENSIVE INCOME	12	73.86	-	233.28	73.86	233.28	247.91
TOTAL COMPREHENSIVE INCOME (11+12)	13	2175.45	1696.09	1516.91	3871.54	3036.81	7590.85
PROFIT FOR THE YEAR / PERIOD ATTRIBUTABLE TO :							
OWNERS OF THE PARENT		2,175.45	1,696.09	1,516.91	3,871.54	3,036.81	7,342.94
NON-CONTROLLING INTERESTS		-	-	-	-	-	-
Other Comprehensive Income Attributable to:		-	-	-	-	-	-
i) Owner of the company		-	-	-	-	-	247.91
ii) Non Controlling Interest		-	-	-	-	-	-
TOTAL COMPREHENSIVE INCOME FOR THE YEAR / PERIOD ATTRIBUTABLE TO :		2,175.45	1,696.09	1,516.91	3,871.54	3,036.81	7,590.85
OWNERS OF THE PARENT		2,175.45	1,696.09	1,516.91	3,871.54	3,036.81	7,590.85
NON-CONTROLLING INTERESTS		-	-	-	-	-	-
PAID UP EQUITY SHARE CAPITAL	14	2951.63	2951.63	2535.70	2951.63	2535.70	2723.50
(Face Value of Rs. 1/- Each Per Share)							
OTHER EQUITY	15	70715.87	69278.31	52708.28	70715.87	52708.28	61650.76
EARNINGS PER SHARE (not annualised):	16						
(a) Basic (Rs.)		0.71	0.61	0.52	1.32	1.15	2.89
(b) Diluted (Rs.)		0.71	0.61	0.50	1.32	1.10	2.80

NOTES:

The above Unaudited Standalone Financial Results, Segment Results, Statement of Assets and Liabilities and Cash Flow Statement have been reviewed by the Audit Committee and approved by the Board of Directors of the Company in its meeting held on 29.10.2024 at the Registered Office of the Company.

The Limited review of the financial results for the quarter and half year ended September 30, 2024, pursuant to the SEBI (Listing Obligations and Disclosure Requirements) Regulation, 2015 as amended has been carried out by the Statutory Auditors.

The financial results have been prepared in accordance with Indian Accounting Standard ('Ind AS') prescribed under Section 133 of Companies Act, 2013 read with relevant rules there under and in terms of Regulations of SEBI (Listing Obligations and Disclosure requirement) Regulation 2015 as amended.

Figure for the previous year/ period have been reclassified/ regrouped wherever necessary to confirm to current year's classifications.

Limited Review

The Limited Review, as required under Regulation 33 & 52 of the SEBI (Listing Obligations and Disclosure Requirements) Regulations, 2015, has been completed and the related Report does not have any impact on the above 'Results and Notes' for the Quarter and half year ended 30th September, 2024 which needs to be explained.

For and on behalf of the Board of Directors

Dated : 29th October, 2024
Place : Bathinda

(RAJINDER MITTAL)
Managing Director



STATEMENT OF CONSOLIDATED UNAUDITED FINANCIAL RESULTS FOR QUARTER / HALF YEAR ENDED 30TH SEPTEMBER, 2024 (RS. IN LAKHS)

PARTICULARS		CONSOLIDATED					
		Quarter Ended			Half Year Ended		F.Y. Ended
		30.09.2024 (Unaudited)	30.06.2024 (Unaudited)	30.09.2023 (Unaudited)	30.09.2024 (Unaudited)	30.09.2023 (Unaudited)	31.03.2024 (Audited)
Income							
REVENUE FROM OPERATIONS	1	74612.46	65851.21	48070.99	140463.67	90937.80	220062.01
OTHER INCOME	2	227.62	178.53	202.34	406.15	383.24	789.28
TOTAL INCOME (1+2)	3	74840.08	66029.74	48273.33	140869.82	91321.04	220851.29
EXPENSES							
a) Cost of materials consumed		51608.22	48497.10	32647.17	100105.32	64421.37	163150.66
b) Purchases of stock-in-trade							
c) Changes in inventories of finished goods, stock-in-trade, work-in-progress and intermediates		4936.52	338.32	2032.89	5274.84	1,933.28	(4,133.30)
d) Excise duty		2484.25	2284.82	-	4,769.07	-	7142.94
e) Employee benefits expense		1224.83	1128.12	912.92	2352.95	1806.47	3791.04
f) Finance costs		647.58	1109.48	928.83	1757.06	1599.35	3306.54
g) Depreciation and amortization expense		1146.88	1104.58	924.20	2251.46	1634.77	3598.26
h) Other expenses		8863.64	8217.43	7794.47	17081.07	14144.15	30975.61
TOTAL EXPENSES	4	70911.92	62679.85	45240.48	133591.77	85539.39	207831.75
PROFIT BEFORE EXCEPTIONAL ITEMS AND TAX (3-4)	5	3928.16	3349.89	3032.85	7278.05	5781.65	13019.54
EXCEPTIONAL ITEMS	6	-	-	-	-	(51.07)	(51.07)
PROFIT BEFORE TAX (5+6)	7	3928.16	3349.89	3032.85	7278.05	5730.58	12968.47
TAX EXPENSE	8						
a) Current Tax		(600.00)	(550.00)	(550.00)	(1,150.00)	(1,050.00)	(2,000.00)
b) Deferred Tax		(341.51)	(349.16)	(516.08)	(690.67)	(738.29)	(1,246.40)
c) Income Tax of Earlier Year							(130.33)
TOTAL TAX	8	(941.51)	(899.16)	(1,066.08)	(1,840.67)	(1,788.29)	(3,376.73)
PROFIT FOR THE YEAR / PERIOD (7-8)	9	2986.65	2450.73	1966.77	5437.38	3,942.29	9,591.74
SHARE OF PROFIT / (LOSS) OF ASSOCIATES AND JOINT VENTURES	10	-	-	-	-	-	-
PROFIT AFTER TAX, SHARE OF PROFIT OF ASSOCIATES AND JOINT VENTURES (9+10)	11	2986.65	2450.73	1966.77	5437.38	3942.29	9591.74
OTHER COMPREHENSIVE INCOME							
A (i) Items that will not be reclassified to profit or loss		98.71	-	293.73	98.71	293.73	316.50
(ii) Income tax relating to items that will not be reclassified to profit or loss		(24.85)	-	(60.45)	(24.85)	(60.45)	(60.45)
B (i) Items that will be reclassified to profit or loss		-	-	-	-	-	-
(ii) Income tax relating to items that will be reclassified to profit or loss		-	-	-	-	-	-
OTHER COMPREHENSIVE INCOME	12	73.86	-	233.28	73.86	233.28	256.05
TOTAL COMPREHENSIVE INCOME (11+12)	13	3060.51	2450.73	2200.05	5511.24	4175.57	9847.79
PROFIT FOR THE YEAR / PERIOD ATTRIBUTABLE TO :							
OWNERS OF THE PARENT		2,765.47	2,262.16	1,796.14	5,027.63	3,657.75	9029.67
NON-CONTROLLING INTERESTS		221.18	188.57	170.63	409.75	284.54	562.07
Other Comprehensive Income Attributable to:							
i) Owner of the company		73.86	-	233.28	73.86	233.28	254.02
ii) Non Controlling Interest		-	-	-	-	-	2.04
TOTAL COMPREHENSIVE INCOME FOR THE YEAR / PERIOD ATTRIBUTABLE TO :							
OWNERS OF THE PARENT		2,839.33	2,262.16	2,029.42	5,101.49	3,891.03	9,283.68
NON-CONTROLLING INTERESTS		221.18	188.57	170.63	409.75	284.54	564.11
PAID UP EQUITY SHARE CAPITAL	14	2951.63	2951.63	2535.70	2951.63	2535.70	2723.50
(Face Value of Rs. 1/- Each Per Share)							
OTHER EQUITY	15	72738.48	70637.05	54570.70	72738.48	54570.70	62443.42
EARNINGS PER SHARE (not annualised):	16						
(a) Basic (Rs.)		0.94	0.81	0.72	1.75	1.49	3.54
(b) Diluted (Rs.)		0.94	0.81	0.70	1.75	1.44	3.43

NOTES:

The above Unaudited Consolidated Financial Results, Segment Results, Statement of Assets and Liabilities and Cash Flow Statement have been reviewed by the Audit Committee and approved by the Board of Directors of the Company in its meeting held on 29.10.2024 at the Registered Office of the Company.

The Limited review of the financial results for the quarter and half year ended September 30, 2024, pursuant to the SEBI (Listing Obligations and Disclosure Requirements) Regulation, 2015 as amended has been carried out by the Statutory Auditors.

The financial results have been prepared in accordance with Indian Accounting Standard ('Ind AS') prescribed under Section 133 of Companies Act, 2013 read with relevant rules there under and in terms of Regulations of SEBI (Listing Obligations and Disclosure requirement) Regulation 2015 as amended.

The Consolidated unaudited financial results of BCL Industries Ltd. includes financial results of its subsidiary company i.e. Svaksha Distillery Limited. (CIN : U74900WB2014PLC202126)

Figure for the previous year/ period have been reclassified/ regrouped wherever necessary to confirm to current year's classifications.

Limited Review

The Limited Review, as required under Regulation 33 & 52 of the SEBI (Listing Obligations and Disclosure Requirements) Regulations, 2015, has been completed and the related Report does not have any impact on the above 'Results and Notes' for the Quarter and half year ended 30th September, 2024 which needs to be explained.

For and on behalf of the Board of Directors

(RAJINDER MITTAL)
Managing Director



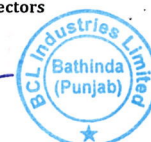
Dated : 29th October, 2024
Place : Bathinda

STATEMENT OF ASSETS AND LIABILITIES		STANDALONE		CONSOLIDATED	
		As at 30th September, 2024 (Unaudited)	As at 31st March, 2024 (Audited)	As at 30th September, 2024 (Unaudited)	As at 31st March, 2024 (Audited)
Particulars					
A	ASSETS				
1	NON-CURRENT ASSETS				
(a)	Property, Plant and Equipment	34508.07	35133.24	60473.16	61778.17
(b)	Capital work-in-progress**	2772.38	1083.61	3501.88	1272.78
(c)	Right to Use	103.03	104.85	103.03	104.85
(d)	Investment Property	2287.67	2253.41	2088.05	2144.04
(e)	Intangible assets	23.73	29.17	24.26	29.82
(f)	Intangible assets under development	32.47	24.29	32.47	24.29
(g)	Financial Assets				
	(i) Investments*	6850.12	6751.41	1077.69	978.98
	(ii) Loans	-	-	-	-
	(iii) Others	0.30	29.91	497.94	459.95
(h)	Deferred tax assets (net)	-	-	-	-
(i)	Income Tax Assets (Net)	-	-	-	-
(j)	Other non-current assets	1298.69	288.94	1377.32	388.03
	Non-Current Assets	47876.46	45698.83	69175.80	67180.91
2	CURRENT ASSETS				
(a)	Inventories	31610.60	34508.30	34928.81	38484.48
(b)	Financial Assets				
	(i) Investments				
	(ii) Trade receivables	9135.35	9323.48	12386.14	12165.86
	(iii) Cash and cash equivalents	825.45	206.91	831.85	214.28
	(iv) Other Bank Balances	1,004.24	354.93	1,009.51	360.03
	(v) Loans	4785.98	10913.29	-	0.00
	(vi) Others	1631.04	1,581.18	1815.22	1,581.47
(d)	Other current assets	12942.07	7162.62	14969.32	10084.68
(e)	Assets Classified as Held For Sale	-	-	-	-
	Current Assets	61934.73	64050.71	65940.85	62890.80
	TOTAL ASSETS	109811.19	109749.54	135116.65	130071.71
B	EQUITY AND LIABILITIES				
	EQUITY				
(a)	Equity Share capital	2951.63	2723.50	2951.63	2723.50
(b)	Other Equity	70715.87	61650.76	72738.48	62443.42
	Attributable to the owners of the parent	73667.50	64374.26	75690.11	65166.92
	Non-controlling Interests	-	-	2,597.95	2,188.20
	Total Equity	73667.50	64374.26	78288.06	67355.12
	LIABILITIES				
1	NON-CURRENT LIABILITIES				
(a)	Financial Liabilities				
	(i) Borrowings	14060.48	14614.45	23587.26	24968.03
	(ii) Lease Liabilities	104.63	98.54	104.63	98.54
	(ii) Other financial liabilities	426.68	418.21	434.75	426.30
(b)	Provisions	304.36	268.35	328.93	286.92
(c)	Deferred tax liabilities (Net)	1826.29	1649.28	2879.76	2164.25
(d)	Other non-current liabilities	-	-	-	-
	Non-Current Liabilities	16722.44	17048.83	27335.33	27944.04
2	CURRENT LIABILITIES				
(a)	Financial Liabilities				
	(i) Borrowings	8160.14	18884.56	14023.35	22632.98
	(ii) Lease Liabilities	1.16	7.81	1.16	7.81
	(iii) Trade payables				
	Total Outstanding dues to Micro Enterprises and small Enterprises	30.60	23.76	461.45	81.74
	Total Outstanding dues to Creditor other than Micro Enterprises and small Enterprises	9286.54	7875.59	12267.51	9467.37
	(iv) Other financial liabilities	648.68	793.96	865.15	1535.65
(b)	Other current liabilities	874.43	392.00	1520.14	729.41
(c)	Provisions	69.23	75.89	87.71	90.16
(d)	Current Tax Liabilities (Net)	350.47	272.88	266.79	227.43
	Current Liabilities	19421.25	28326.45	29493.26	34772.55
	TOTAL LIABILITIES	36143.69	45375.28	56828.59	62716.59
	TOTAL EQUITY AND LIABILITIES	109811.19	109749.54	135116.65	130071.71

For and on behalf of the Board of Directors

Dated: 29th October, 2024
Place: Bathinda

(RAJINDER MITTAL)
Mg. Director



STATEMENT OF UNAUDITED STANDALONE & CONSOLIDATED CASH FLOWS FOR THE HALF YEAR ENDED 30TH SEPTEMBER, 2024

(Rs. In Lakhs)

Particulars	STANDALONE		CONSOLIDATED	
	For the half year ended 30th September, 2024	For the half year ended 30th September, 2023	For the half year ended 30th September, 2024	For the half year ended 30th September, 2023
A Cash Flow From Operating Activities				
Net Profit before taxation & Exceptional Items	5,099.84	4177.34	7278.05	5,730.58
Adjustment for				
Depreciation & Amortisation	1,444.18	1032.35	2251.46	1,634.77
Prior period adjustments	-	-	-	-
Finance Cost	746.24	506.68	1757.06	1,599.35
Profit/ Loss on sale of asset	(16.92)	14.87	(18.87)	17.07
Rental Income & Rent IND AS	(331.29)	(284.23)	(331.29)	(284.23)
Expenses through R & S	-	-	-	-
Guarantee Income	-	(35.69)	-	-
Lease Rent IND AS	(4.46)	-	(4.46)	-
Gain on fair Valuation of Cirrent Investment	-	(1.02)	-	(1.02)
Acturial gain/(loss) on Defined Benefit Plan	-	-	-	-
Operating Profit before Working Capital Changes	6937.59	5410.30	10931.95	8696.52
Adjustment for				
Trade & Other Receivables	(481.44)	(3,895.75)	(1,141.50)	(4,909.75)
Inventories	2,897.70	4,013.14	3,555.67	2,115.95
Trade Payable & Other Liabilities	1,783.90	(2,697.00)	3,338.82	(2,055.05)
Loans & Advances & other Assets	(6,789.20)	(2,131.35)	(5,873.93)	(3,898.70)
Cash Generated from Operations	4,348.56	699.34	10,811.01	(51.03)
Direct Tax Paid	(1,072.41)	(1,467.31)	(1,110.64)	(1,453.37)
Prior period items	-	-	0	-
Net Cash Flow from Operating Activities {A}	3276.15	(767.97)	9700.37	(1504.40)
B Cash Flow From Investing Activities				
Purchase of Fixed Assets	(2,526.02)	(3,200.76)	(3,101.49)	(7,146.76)
Loan / Repayment to Subsidiary	6,127.31	(1,124.75)	-	-
Sale of Fixed Assets	-	-	-	-
Sale of Investment	-	-	-	-
Rental Income	331.29	289.79	331.29	289.79
Net Cash Flow from Investing Activities {B}	3932.58	(4,035.72)	(2,770.20)	(6,856.97)
C Cash Flow From Financing Activities				
Change in Reserves / Ind AS Effect	-	-	-	-
Dividend Paid Including Dividend Distribution Tax	(737.91)	-	(737.91)	-
Finance Cost	(733.50)	(493.34)	(1,743.89)	(1,594.60)
Long Term & Short Term Borrowings	(11,278.37)	3,019.87	(9,990.40)	7,036.09
Proceeds from issue of Equity Shares by Conversion of Warrant (Net of Application Money)	6,159.60	3,258.90	6,159.60	3,258.90
Investment in Subsidiary by Non Controlling Interest	-	-	-	642.61
Net Cash Flow from Financing Activities {C}	(6,590.18)	5,785.43	(6,312.60)	9,343.00
Net Increase / (Decrease) in Cash & Cash	618.55	981.74	617.57	981.63
Cash & Cash Equivalent as at beginning	206.91	169.64	214.28	175.33
Add : Upon addition of Subsidiary	-	-	-	-
Cash & Cash Equivalent as at end	825.46	1,151.38	831.85	1,156.96

For and on behalf of the Board of Directors

(RAJINDER MITTAL)
Mg. Director



Dated: 29th October, 2024
Place: Bathinda (Pb.)

SEGMENT RESULTS

RS. IN LAKHS

Sr.	Particulars	STANDALONE					
		Quarter Ended			Half Year Ended		F.Y. Ended
		30.09.2024 (Unaudited)	30.06.2024 (Unaudited)	30.09.2023 (Unaudited)	30.09.2024 (Unaudited)	30.09.2023 (Unaudited)	31.03.2024 (Audited)
1	Segment Revenue (net sale/income from each segment)						
	(a) Oil & Vanaspati	26639.20	19067.59	19095.67	45,706.79	38,382.79	85185.17
	(b) Distillery	29597.60	30887.53	19830.72	60,485.13	35,008.83	94257.51
	(c) Real Estates	173.63	340.34	185.83	513.97	337.15	694.51
	(d) Subsidiary Company at Kharagpur	-	-	-	-	-	-
	(e) Un-allocated	-	-	-	-	-	-
	Total	56410.43	50295.46	39112.22	106705.89	73,728.77	180137.19
	Less: Inter Segment revenue	3110.35	2833.17	2249.26	5,943.52	3,384.00	9600.12
	Net sales/Income From Operations	53300.08	47462.29	36862.96	100762.37	70,344.77	170537.07
2	Segment Results						
	(a) Oil & Vanaspati	500.24	434.17	429.86	934.41	884.25	2183.89
	(b) Segment - Distillery	3213.46	2953.26	2790.44	6,166.72	4,867.86	11415.14
	(c) Segment - Real Estates	54.27	134.86	(41.20)	189.13	(35.74)	-22.96
	(d) Subsidiary Company at Kharagpur	-	-	-	-	-	-
	(d) Un-allocated	-	-	-	-	-	-
	Total	3767.97	3522.29	3179.10	7290.26	5716.37	13576.07
	Less:						
	i) Interest/Finance Cost/dep	1008.30	1182.12	989.12	2,190.42	1,539.03	3670.30
	ii) Other Un- allocated Income (net off Un-allocable income)	-	-	-	-	-	-
	Total Profit (+)/ Loss (-) before Tax	2759.67	2340.17	2189.98	5099.84	4,177.34	9905.77
3	Segment Assets-						
	a) Oil & Vanaspati	52,173.97	61,309.42	56,853.77	52,173.97	56,853.77	56228.52
	(b) Segment - Distillery	52,201.20	56,081.22	44,114.72	52,201.20	44,114.72	50375.25
	(c) Segment - Real Estate	5,436.02	6,439.41	4,235.54	5,436.02	4,235.54	3145.77
	(d) Subsidiary Company at Kharagpur	-	-	-	-	-	-
	Total	1,09,811.19	1,23,830.05	1,05,204.03	1,09,811.19	1,05,204.03	109749.54
	Less: i) Un-allocated	-	-	-	-	-	-
	Total Assets	1,09,811.19	1,23,830.05	1,05,204.03	1,09,811.19	1,05,204.03	109749.54
4	Segment liabilities-						
	(a) Oil & Vanaspati	12,739.00	30079.20	27582.31	12,739.00	27,582.31	23580.34
	(b) Segment - Distillery	21,174.69	19361.61	20459.41	21,174.69	20,459.41	19823.15
	(c) Segment - Real Estate	403.71	415.94	377.74	403.71	377.74	322.51
	(d) Subsidiary Company at Kharagpur	-	-	-	-	-	-
	Total	34317.40	49856.75	48419.46	34317.40	48419.46	43726.00
	j) Un-allocated	1826.29	1743.36	1540.59	1826.29	1540.59	1649.28
	Total Liabilities	36143.69	51600.11	49960.05	36143.69	49960.05	45375.28

For and on behalf of the Board of Directors


(RAJINDER MITTAL)
Mg. Director



Dated : 29th October, 2024
Place : Bathinda

		Regd. Office :					
		Hazi Rattan Link Road, Bathinda-151005 Ph. : 0164-2240163, 2240443, 2211628 Fax: 0164-5003638 Website: www.bcl.ind.in Email: bcl@mittalgroup.co.in CIN: L24231PB1976PLC003624					
BCL Industries Limited							
SEGMENT RESULTS		(RS. IN LAKHS)					
		CONSOLIDATED					
Sr.	Particulars	Quarter Ended			Half Year Ended		F.Y. Ended
		30.09.2024 (Unaudited)	30.06.2024 (Unaudited)	30.09.2023 (Unaudited)	30.09.2024 (Unaudited)	30.09.2023 (Unaudited)	31.03.2024 (Audited)
1	Segment Revenue (net sale/income from each segment)						
	(a) Oil & Vanaspati	26,639.20	19067.59	19095.67	45,706.79	38382.79	85185.17
	(b) Distillery	29,597.60	30887.53	19830.72	60,485.13	35008.83	94257.51
	(c) Real Estates	173.63	340.34	185.83	513.97	337.15	694.51
	(d) Subsidiary Company at Kharagpur (Distillery Unit)	21,540.00	18567.45	11,409.15	40107.45	20976.27	50352.89
	(e) Un-allocated	-	-	-	-	-	-
	Total	77950.43	68862.91	50521.37	146813.34	94705.04	230490.08
	Less: Inter Segment revenue	3,110.35	2833.17	2248.04	5943.52	3384.00	9638.79
	Net sales/Income From Operations	74840.08	66029.74	48273.33	140869.82	91321.04	220851.29
2	Segment Results						
	(a) Oil & Vanaspati	500.24	434.17	429.86	934.41	884.25	2183.89
	(b) Segment - Distillery	3,213.46	2,953.26	2,790.44	6,166.72	4,867.86	11,415.14
	(c) Segment - Real Estates	54.27	134.86	-41.20	189.13	(35.74)	(22.96)
	(d) Subsidiary Company at Kharagpur (Distillery Unit)	1,954.65	2,041.66	1,706.78	3,996.31	3,299.40	6,348.27
	(d) Un-allocated	-	-	-	-	-	-
	Total	5722.62	5563.95	4885.88	11286.57	9015.77	19924.34
	Less:						
	i) Interest/Finance Cost/dep	1,794.46	2214.06	1853.03	4008.52	3234.12	6904.80
	ii) Other Un- allocated Income (net off Un-allocable income)	-	-	-	-	-	-
	Total Profit (+)/ Loss (-) before Tax	3,928.16	3349.89	3032.85	7,278.05	5781.65	13019.54
3	Segment Assets-						
	a) Oil & Vanaspati	41517.74	45,052.26	56853.77	41517.74	37871.10	39542.80
	(b) Segment - Distillery	52201.20	56,081.22	44144.72	52201.20	44144.72	50375.25
	(c) Segment - Real Estate	5436.02	6,439.41	4235.54	5436.02	4235.54	3145.77
	(d) Subsidiary Company at Kharagpur (Distillery Unit)	35961.69	38333.07	17910.02	35961.69	36892.69	37007.89
	Total	135116.65	145905.96	123144.05	135116.65	123144.05	130071.71
	Less: i) Un-allocated	-	-	-	-	-	-
	Total Assets	135116.65	145905.96	123144.05	135116.65	123144.05	130071.71
4	Segment liabilities-						
	(a) Oil & Vanaspati	12739.00	29234.70	27582.31	12739.00	27582.31	23580.34
	(b) Segment - Distillery	21174.69	19361.61	20459.41	21174.69	20459.41	19823.15
	(c) Segment - Real Estate	403.71	415.94	377.74	403.71	377.74	322.51
	(d) Subsidiary Company at Kharagpur (Distillery Unit)	19631.43	18414.85	15931.8	19631.43	15931.8	16826.34
	Total	53948.83	67427.10	64351.26	53948.83	64351.26	60552.34
	i) Un-allocated	2,879.76	2513.41	1,656.14	2,879.76	1,656.14	2164.25
	Total Liabilities	56828.59	69940.51	66007.40	56828.59	66007.40	62716.59

For and on behalf of the Board of Directors


(RAJINDER MITTAL)
Mg. Director




Dated : 29th October, 2024
Place : Bathinda



Independent Auditor's Review Report on the Unaudited Standalone Financial Results for the Quarter and Half Year ended September 30, 2024, of the Company Pursuant to the Regulation 33 of the SEBI (Listing Obligations and Disclosure Requirements) Regulations, 2015, as amended

**Review Report to
The Board of Directors
BCL Industries Limited
CIN: L24231PB1976PLC003624**

1. We have reviewed the accompanying statement of Unaudited Standalone Financial Results of **BCL Industries Limited** (the 'Company') for the Quarter ended and Half year ended September 30, 2024 (the "Statement") attached herewith, being submitted by the Company pursuant to the requirements of Regulation 33 of the SEBI (Listing Obligations and Disclosure Requirements) Regulations, 2015, as amended ('the Listing Regulation').
2. The preparation of the Statement is in accordance with the recognition and measurement principles laid down in Indian Accounting Standard 34, (Ind AS 34) "Interim Financial Reporting" prescribed under Section 133 of the Companies Act, 2013, as amended, read with relevant rules issued thereunder and other accounting principles generally accepted in India. Further, this statement is the responsibility of the Company's management and has been approved by the Board of Directors. Our responsibility is to express a conclusion on the Statement based on our review.
3. We conducted our review of the Statement in accordance with the Standard on Review Engagements (SRE) 2410, "*Review of Interim Financial Information Performed by the Independent Auditor of the Entity*" issued by the Institute of Chartered Accountants of India. This standard requires that we plan and perform the review to obtain moderate assurance as to whether the Statement is free of material misstatement. A review is limited primarily to inquiries of company personnel and analytical procedures applied to financial data and thus provides less assurance than an audit. A review is substantially less in scope than an audit and consequently does not enable us to obtain assurance that we would become aware of all significant matters that might be identified in an audit. We have not performed an audit and accordingly, we do not express an audit opinion.
4. Based on our review, nothing has come to our attention that causes us to believe that the accompanying Statement of Unaudited Standalone Financial Results prepared in



accordance with the recognition and measurement principles laid down in the applicable Indian Accounting Standards ('Ind AS') specified under Section 133 of the Companies Act, 2013 as amended, read with relevant rules issued thereunder and other recognized accounting practices and policies, has not disclosed the information required to be disclosed in terms of the Regulation, read with the Circular, including the manner in which it is to be disclosed, or that it contains any material misstatement.

Place: Bathinda
Date: 29.10.2024

For AMRG & Associates
Chartered Accountants
FRN: 004453N



CA Madhu Mohan
(Partner)

MRN: 082938

UDIN: 24082938BkB2MR9773



Independent Auditor's Review Report on the Unaudited Consolidated Financial Results for the Quarter and Half Year ended September 30, 2024 of the Company Pursuant to the Regulation 33 of the SEBI (Listing Obligations and Disclosure Requirements) Regulations, 2015, as amended.

**Review Report to
The Board of Directors
BCL Industries Limited
CIN: L24231PB1976PLC003624**

1. We have reviewed the accompanying statement of Unaudited Consolidated Financial Results of **BCL Industries Limited** ("the Parent") and its Subsidiary (the Parent and its Subsidiary together referred to as 'the Group') for the Quarter ended and Half year ended September 30, 2024 (the "Statement") attached herewith, being submitted by the Parent pursuant to the requirements of Regulation 33 of the SEBI (Listing Obligations and Disclosure Requirements) Regulations, 2015, as amended ('the Regulation').
2. This Statement, which is the responsibility of the Parent's Management and approved by the Parent's Board of Directors, has been prepared in accordance with the recognition and measurement principles laid down in Indian Accounting Standard 34, ("Ind AS 34") "Interim Financial Reporting" prescribed under Section 133 of the Companies Act, 2013 as amended, read with relevant rules issued thereunder and other accounting principles generally accepted in India. Our responsibility is to express a conclusion on the Statement based on our review.
3. We conducted our review of the Statement in accordance with the Standard on Review Engagements (SRE) 2410, "Review of Interim Financial Information Performed by the Independent Auditor of the Entity" issued by the Institute of Chartered Accountants of India. This standard requires that we plan and perform the review to obtain moderate assurance as to whether the Statement is free of material misstatement. A review is limited primarily to inquiries of company personnel and analytical procedures applied to financial data and thus provides less assurance than an audit. We have not performed an audit and accordingly, we do not express an audit opinion.



We also performed procedures in accordance with the Circular No. CIR/CFD/CMD1/44/2019 dated March 29, 2019, issued by the Securities and Exchange Board of India under Regulation 33(8) of the SEBI (Listing Obligations and Disclosure Requirements) Regulations, 2015 as amended, to the extent applicable.

4. The Statement includes the results of the following entities:



Parent Company - BCL Industries Limited (Formerly Known as BCL Industries and Infrastructure Limited) CIN: L24231PB1976PLC003624

Subsidiary Company – Svaksha Distillery Limited (CIN: U74900WB2014PLC202126)

5. Based on our review conducted and procedures performed as stated in paragraph 3 above, nothing has come to our attention that causes us to believe that the accompanying Statement, prepared in accordance with recognition and measurement principles laid down in the aforesaid Indian Accounting Standard specified under Section 133 of the Companies Act, 2013, as amended, read with relevant rules issued thereunder and other accounting principles generally accepted in India, has not disclosed the information required to be disclosed in terms of the Regulation, read with the Circular, including the manner in which it is to be disclosed, or that it contains any material misstatement.

Place: Bathinda
Date: 29.10.2024

FOR AMRG & Associates
Chartered Accountants
FRN: 004453N



CA Madhu Mohan
(Partner)
MRN: 082938

UDIN: 24082938BKBZMS5649