



**Independent Auditor's Review Report on the Quarterly and Year to Date Unaudited Standalone Financial Results of the BCL Industries Limited Pursuant to Regulation 33 (Listing Obligations and Disclosure Requirements) Regulations, 2015, as amended.**

**To The Board of Directors  
BCL Industries Limited  
CIN: L24231PB1976PLC003624**

1. We have reviewed the accompanying statement of Unaudited Standalone Financial Results of **BCL Industries Limited** (the 'Company') for the quarter and nine month ended December 31, 2023 (the "Statement") attached herewith, being submitted by the Company pursuant to the requirements of Regulation 33 (Listing Obligations and Disclosure Requirements) Regulations, 2015, as amended ('the Listing Regulation').
2. The preparation of the Statement is in accordance with the recognition and measurement principles laid down in Indian Accounting Standard 34, ("Ind AS 34") "Interim Financial Reporting" prescribed under Section 133 of the Companies Act, 2013, as amended, read with relevant rules issued thereunder and other accounting principles generally accepted in India and in compliance with Regulations 33 of the Listing Regulations. Further, this statement is the responsibility of the Company's management and has been approved by the Board of Directors. Our responsibility is to express a conclusion on the Statement based on our review.
3. We conducted our review of the Statement in accordance with the Standard on Review Engagements (SRE) 2410, "Review of Interim Financial Information Performed by the Independent Auditor of the Entity" issued by the Institute of Chartered Accountants of India (ICAI). This standard requires that we plan and perform the review to obtain moderate assurance as to whether the Statement is free of material misstatement. A review is limited primarily to inquiries of company personnel and analytical procedures applied to financial data and thus provides less assurance than an audit. A review is substantially less in scope than an audit conducted in accordance with Standards on Auditing specified under section 143(10) of the Companies Act, 2013 and consequently does not enable us to obtain assurance that




we would become aware of all significant matters that might be identified in an audit. We have not performed an audit and accordingly, we do not express an audit opinion.

4. Based on our review conducted as above, nothing has come to our attention that causes us to believe that the accompanying Statement of Unaudited Standalone IND AS Financial Results, prepared in accordance with the recognition and measurement principles laid down in the applicable Indian Accounting Standards ('Ind AS') specified under Section 133 of the Companies Act, 2013 as amended, read with relevant rules issued thereunder and other recognized accounting practices and policies generally accepted in India, has not disclosed the information required to be disclosed in terms of the Regulations 33, including the manner in which it is to be disclosed, or that it contains any material misstatement.

**Place: Punjab**  
**Date: 12-02-2024**

**For AMRG & Associates**  
**Chartered Accountants**  
**FRN: 004453N**




**CA Madhu Mohan**  
**(Partner)**

**MRN: 082938**

**UDIN: 24082938 Bk B 2E4 8316**

**Statement Of Standalone Unaudited Financial Results For Quarter/ Nine Months Ended 31st December, 2023 (Rs. In Lakhs)**

PARTICULARS		STANDALONE					
		Quarter Ended			Nine Months Ended		F.Y. Ended
		31.12.2023 (Unaudited)	30.09.2023 (Unaudited)	31.12.2022 (Unaudited)	31.12.2023 (Unaudited)	31.12.2022 (Unaudited)	31.03.2023 (Audited)
<b>Income</b>							
REVENUE FROM OPERATIONS	1	49465.93	38582.36	44870.54	122736.52	125027.43	163309.62
OTHER INCOME	2	185.20	232.78	172.73	599.74	594.36	662.26
<b>TOTAL INCOME (1+2)</b>	<b>3</b>	<b>49651.13</b>	<b>38815.14</b>	<b>45043.27</b>	<b>123336.26</b>	<b>125621.79</b>	<b>163971.88</b>
<b>EXPENSES</b>							
a) Cost of materials consumed		39958.99	25514.30	35464.20	89928.29	102915.64	134793.32
b) Purchases of stock-in-trade		-	-	-	-	-	-
c) Changes in inventories of finished goods, stock-in-trade, work-in-progress and intermediates		(3,542.73)	1,629.98	537.93	(550.45)	(1,462.88)	(5,504.51)
d) Excise duty		2,199.87	1952.18	5.78	5,540.23	181.97	158.86
e) Employee benefits expense		621.09	600.09	484.47	1794.64	1416.33	2044.82
f) Finance costs		491.84	365.05	94.07	998.52	452.16	726.87
g) Depreciation and amortization expense		648.94	624.07	389.21	1681.29	1139.30	1545.84
h) Other expenses		6406.80	5939.49	4734.22	16900.07	14525.63	20585.39
<b>TOTAL EXPENSES</b>	<b>4</b>	<b>46784.80</b>	<b>36625.16</b>	<b>41709.88</b>	<b>116292.59</b>	<b>119168.15</b>	<b>154350.59</b>
<b>PROFIT BEFORE EXCEPTIONAL ITEMS AND TAX (3-4)</b>	<b>5</b>	<b>2866.33</b>	<b>2189.98</b>	<b>3333.39</b>	<b>7043.67</b>	<b>6453.64</b>	<b>9621.29</b>
<b>EXCEPTIONAL ITEMS</b>	<b>6</b>	-	-	-	-	-	-
<b>PROFIT BEFORE TAX (5+6)</b>	<b>7</b>	<b>2866.33</b>	<b>2189.98</b>	<b>3333.39</b>	<b>7043.67</b>	<b>6453.64</b>	<b>9621.29</b>
<b>TAX EXPENSE</b>	<b>8</b>						
a) Current Tax		(292.69)	(550.00)	(805.00)	(1,342.69)	(1,600.00)	(2,450.00)
b) Deferred Tax		(74.84)	(356.35)	(12.08)	(398.65)	11.57	37.53
c) Income Tax of Earlier Year		(87.20)	-	-	(87.20)	-	-
<b>PROFIT FOR THE YEAR / PERIOD (7-8)</b>	<b>9</b>	<b>2411.60</b>	<b>1283.63</b>	<b>2516.31</b>	<b>5215.13</b>	<b>4865.21</b>	<b>7208.82</b>
<b>SHARE OF PROFIT / (LOSS) OF ASSOCIATES AND JOINT VENTURES</b>	<b>10</b>	-	-	-	-	-	-
<b>PROFIT AFTER TAX, SHARE OF PROFIT OF ASSOCIATES AND JOINT VENTURES (9+10)</b>	<b>11</b>	<b>2411.60</b>	<b>1283.63</b>	<b>2516.31</b>	<b>5215.13</b>	<b>4865.21</b>	<b>7208.82</b>
<b>OTHER COMPREHENSIVE INCOME</b>							
A (i) Items that will not be reclassified to profit or loss		-	293.73	-	293.73	182.97	175.55
(ii) Income tax relating to items that will not be reclassified to profit or loss		-	(60.45)	-	(60.45)	(46.06)	(46.06)
B (i) Items that will be reclassified to profit or loss		-	-	-	-	-	-
(ii) Income tax relating to items that will be reclassified to profit or loss		-	-	-	-	-	-
<b>OTHER COMPREHENSIVE INCOME</b>	<b>12</b>	-	<b>233.28</b>	-	<b>233.28</b>	<b>136.91</b>	<b>129.49</b>
<b>TOTAL COMPREHENSIVE INCOME (11+12)</b>	<b>13</b>	<b>2411.60</b>	<b>1516.91</b>	<b>2516.31</b>	<b>5448.41</b>	<b>5002.12</b>	<b>7338.31</b>
<b>PROFIT FOR THE YEAR / PERIOD ATTRIBUTABLE TO :</b>							
OWNERS OF THE PARENT		2411.60	1516.91	2516.31	5,448.41	5,002.12	7338.31
NON-CONTROLLING INTERESTS		-	-	-	-	-	-
<b>OTHER COMPREHENSIVE INCOME ATTRIBUTABLE TO:</b>							
i) OWNER OF THE COMPANY		-	-	-	-	-	-
ii) NON CONTROLLING INTEREST		-	-	-	-	-	-
<b>TOTAL COMPREHENSIVE INCOME FOR THE YEAR / PERIOD ATTRIBUTABLE TO :</b>							
OWNERS OF THE PARENT		2,411.60	1516.91	2516.31	5448.41	5,002.12	7338.31
NON-CONTROLLING INTERESTS		-	-	-	-	-	-
PAID UP EQUITY SHARE CAPITAL (EQUITY SHARES OF Rs. 1/- EACH)	14	2683.50	2535.70	2415.00	2683.50	2415.00	2415.00
OTHER EQUITY	15	58468.32	52708.28	39298.05	58468.32	39298.05	46534.81
<b>EARNINGS PER SHARE (of Rs. 1/- each) (not annualised): *</b>	<b>16</b>						
(a) Basic (Rs.)		0.94	0.52	1.04	2.09	2.02	2.98
(b) Diluted (Rs.)		0.93	0.50	1.04	2.03	2.02	2.89
<b>Earning Per Share (of Rs.10/- each) Pre Split Value (Refer Note No.(iv))</b>							
(a) Basic (Rs.)		-	5.16	10.42	-	20.15	29.85
(b) Diluted (Rs.)		-	4.99	10.42	-	20.15	28.92
<b>NOTES:</b>							
The above Unaudited Standalone Financial Results and Segment Results have been reviewed by the Audit Committee and approved by the Board of Directors of the Company in its meeting held on 12.02.2024 at the Registered Office of the Company.							
The Limited review of the financial results for the quarter and nine months ended December 31, 2023, pursuant to the SEBI (Listing Obligations and Disclosure Requirements) Regulation, 2015 as amended has been carried out by the Statutory Auditors.							
The financial results have been prepared in accordance with Indian Accounting Standard ('Ind AS') prescribed under Section 133 of Companies Act, 2013 read with relevant rules there under and in terms of Regulations of SEBI (Listing Obligations and Disclosure requirement) Regulation 2015 as amended.							
* Pursuant to the approval of Shareholders at Annual General Meeting of the Company held on 26th September 2023, each equity share of face value Rs.10/- per share was sub divided into equity share of face value of Rs.1/- per share from the record date i.e. 27th October 2023. Consequently basic and diluted earning have been computed for all the period presented in the quarterly results of the Company on the basis of new number of equity shares in accordance with the IND AS 33-Earning per share. Earnings as per old number of equity share of face value Rs.10/- is disclosed separately.							
State Excise duty on the Liquor has been regrouped and taken in the revenue of all the periods in FY 2023-24 to give better presentation.							
Figure for the previous year/ period have been reclassified/ regrouped wherever necessary to confirm to current year's classifications.							
<b>Limited Review</b>							
The Limited Review, as required under Regulation 33 of the SEBI (Listing Obligations and Disclosure Requirements) Regulations, 2015, has been completed by the statutory auditors and the related Report does not have any impact on the above 'Results and Notes' for the Quarter and nine months ended 31st December, 2023 which needs to be explained.							
For and on behalf of the Board of Directors							
 <b>( KUSHAL MITTAL )</b> Jt. Managing Director							
Dated : 12th February, 2024							
Place : Bathinda							

**SEGMENT RESULTS**

**RS. IN LAKHS)**

Sr.	Particulars	STANDALONE					
		Quarter Ended			Nine Months Ended		F.Y. Ended
		31.12.2023 (Unaudited)	30.09.2023 (Unaudited)	31.12.2022 (Unaudited)	31.12.2023 (Unaudited)	31.12.2022 (Unaudited)	31.03.2023 (Audited)
<b>1</b>	<b>Segment Revenue</b>						
	(net sale/income from each segment)						
	(a) Oil & Vanaspati	24933.49	19095.67	29903.70	63316.28	87020.01	111920.19
	(b) Distillery	27773.88	21782.90	15345.70	66123.07	40978.47	55910.35
	(c) Real Estates	140.32	185.83	561.97	477.47	828.61	1302.52
	(d) Others	-	-	-	-	-	-
	(e) Un-allocated	-	-	-	-	-	-
	<b>Total</b>	<b>52847.69</b>	<b>41064.40</b>	<b>45811.37</b>	<b>129916.82</b>	<b>128827.09</b>	<b>169133.06</b>
	Less: Inter Segment revenue	3196.56	2249.26	768.10	6,580.56	3205.30	5161.18
	<b>Net sales/Income From Operations</b>	<b>49651.13</b>	<b>38815.14</b>	<b>45043.27</b>	<b>123336.26</b>	<b>125621.79</b>	<b>163971.88</b>
<b>2</b>	<b>Segment Results</b>						
	(a) Oil & Vanaspati	782.35	429.86	1234.67	1,666.60	1907.60	3042.26
	(b) Segment – Distillery	3232.76	2790.44	2367.58	8,100.62	5903.74	8481.48
	(c) Segment – Real Estates	(8.00)	(41.20)	214.42	(43.74)	233.76	370.26
	(d) Others	-	-	-	-	-	-
	(e) Un-allocated	-	-	-	-	-	-
	<b>Total</b>	<b>4007.11</b>	<b>3179.10</b>	<b>3816.67</b>	<b>9723.48</b>	<b>8045.10</b>	<b>11894.00</b>
	Less:						
	i) Interest/Finance Cost/dep	1140.78	989.12	483.28	2,679.81	1,591.46	2272.71
	ii) Other Un- allocated Income (net off Un-allocable income)	-	-	-	-	-	-
	<b>Total Profit (+)/ Loss (-) before Tax</b>	<b>2866.33</b>	<b>2189.98</b>	<b>3333.39</b>	<b>7043.67</b>	<b>6,453.64</b>	<b>9621.29</b>
<b>3</b>	<b>Segment Assets-</b>						
	a) Oil & Vanaspati	59,193.29	56853.77	52419.62	59193.29	52419.62	56151.00
	(b) Segment – Distillery	51871.99	44114.72	35620.96	51871.99	35620.96	39955.20
	(c) Segment – Real Estate	3381.45	4235.54	2908.64	3381.45	2908.64	2465.26
	(d) Others	-	-	-	-	-	-
	<b>Total</b>	<b>114446.73</b>	<b>105204.03</b>	<b>90949.22</b>	<b>114446.73</b>	<b>90949.22</b>	<b>98571.46</b>
	Less: i) Un-allocated	-	-	-	-	-	-
	<b>Total Assets</b>	<b>114446.73</b>	<b>105204.03</b>	<b>90949.22</b>	<b>114446.73</b>	<b>90949.22</b>	<b>98571.46</b>
<b>4</b>	<b>Segment liabilities-</b>						
	(a) Oil & Vanaspati	30,616.36	27582.31	26453.94	30,616.36	26453.94	26324.62
	(b) Segment – Distillery	20,650.56	20459.41	21329.12	20,650.56	21,329.12	21835.74
	(c) Segment – Real Estate	412.56	377.74	276.45	412.56	276.45	304.96
	(d) Others	-	-	-	-	-	-
	<b>Total</b>	<b>51679.48</b>	<b>48419.46</b>	<b>48059.51</b>	<b>51679.48</b>	<b>48059.51</b>	<b>48465.32</b>
	i)Un-allocated	1615.43	1540.59	1182.26	1615.43	1182.26	1156.33
	<b>Total Liabilities</b>	<b>53294.91</b>	<b>49960.05</b>	<b>49241.77</b>	<b>53294.91</b>	<b>49241.77</b>	<b>49621.65</b>

For and on behalf of the Board of Directors

( KUSHAL MITTAL )  
Jt. Managing Director

Dated : 12th February, 2024  
Place : Bathinda





**Independent Auditor's Review Report on the Quarterly and Year to Date Unaudited Consolidated Financial Results of the BCL Industries Limited Pursuant to the Regulation 33 (Listing Obligations and Disclosure Requirements) Regulations, 2015, as amended**

To The Board of Directors  
BCL Industries Limited  
CIN: L24231PB1976PLC003624

1. We have reviewed the accompanying statement of Unaudited Consolidated Financial Results of **BCL Industries Limited** ("the Parent") and its Subsidiary (the Parent and its Subsidiary together referred to as 'the Group') for the quarter and nine months ended December 31<sup>st</sup>, 2023 (the "Statement") attached herewith, being submitted by the Parent pursuant to the requirements of Regulation 33 (Listing Obligations and Disclosure Requirements) Regulations, 2015, as amended (the "Listing Regulations").
2. This Statement, which is the responsibility of the Parent's Management and approved by the Parent's Board of Directors, has been prepared in accordance with the recognition and measurement principles laid down in Indian Accounting Standard 34, ("Ind AS 34") "Interim Financial Reporting" prescribed under Section 133 of the Companies Act, 2013 as amended, read with relevant rules issued thereunder and other accounting principles generally accepted in India and in compliance with Regulations 33 of the Listing Regulations. Our responsibility is to express a conclusion on the Statement based on our review.
3. We conducted our review of the Statement in accordance with the Standard on Review Engagements (SRE) 2410, "Review of Interim Financial Information Performed by the Independent Auditor of the Entity" issued by the Institute of Chartered Accountants of India (ICAI). This standard requires that we plan and perform the review to obtain moderate assurance as to whether the Statement is free of material misstatement. A review is limited primarily to inquiries of parent's personnel and analytical procedures applied to financial data and thus provides less assurance than an audit conducted in accordance with Standards on Auditing specified under Section 143(10) of the Companies Act, 2013 and consequently does not enable us to obtain assurance that we would become aware of all significant matters that might be identified in an audit. We have not performed an audit and accordingly, we do not express an audit opinion.



We also performed procedures in accordance with the Circular No. CIR/CFD/CMD1/44/2019 dated March 29, 2019 issued by the Securities and Exchange Board of India under Regulation 33(8) of the SEBI (Listing Obligations and Disclosure Requirements) Regulations, 2015 as amended, to the extent applicable.

4. The Statement includes the results of the following entities:

Parent Company - BCL Industries Limited (CIN: L24231PB1976PLC003624)

Subsidiary Company -Svaksha Distillery Limited (CIN: U74900WB2014PLC202126)

5. The accompanying statement includes unaudited interim financial results and other financial information, in respect of the subsidiary, which have been reviewed by us, whose interim financial results reflect total assets of Rs. 37,004.10 Lakhs as at December 31<sup>st</sup>, 2023, Revenue from Operations Rs.35,960.22 lakhs, other income of Rs.27.18 Lakhs, total net profit after tax of Rs.2004.34 Lakhs for the period ended December 31<sup>st</sup>, 2023. These unaudited financial results have been approved and furnished to us by the management. Our conclusion on the statement, in so far as it relates to the amount and disclosures in respect of the subsidiary is based solely on procedures performed by us as stated in paragraph 3 above. According to the information and explanations given to us by the Management, these financial results are material to the Group. Our conclusion on the Statement is not modified in respect of the above matter.
6. Based on our review conducted and procedures performed as stated in paragraph 3 above, nothing has come to our attention that causes us to believe that the accompanying Statement, prepared in accordance with recognition and measurement principles laid down in the aforesaid Indian Accounting Standard ("Ind AS") specified under Section 133 of the Companies Act, 2013, as amended, read with relevant rules issued thereunder and other accounting principles generally accepted in India, has not disclosed the information required to be disclosed in terms of the Listing Regulations, including the manner in which it is to be disclosed, or that it contains any material misstatement.

Place: Punjab

Date: 12-02-2024

FOR AMRG & Associates

Chartered Accountants

FRN: 004453N




CA Madhu Mohan

(Partner)

MRN: 082938

UDIN: 24082938 BKB2E24953

**Statement Of Consolidated Unaudited Financial Results For Quarter/ Nine Months Ended 31st December, 2023 (Rs. In Lakhs)**

PARTICULARS		CONSOLIDATED					
		Quarter Ended			Nine Months Ended		F.Y. Ended
		31.12.2023 (Unaudited)	30.09.2023 (Unaudited)	31.12.2022 (Unaudited)	31.12.2023 (Unaudited)	31.12.2022 (Unaudited)	31.03.2023 (Audited)
<b>Income</b>							
REVENUE FROM OPERATIONS	1	64418.58	50023.17	53391.07	158696.74	136296.13	181991.70
OTHER INCOME	2	205.77	202.34	174.49	589.01	599.67	671.46
<b>TOTAL INCOME (1+2)</b>	<b>3</b>	<b>64624.35</b>	<b>50225.51</b>	<b>53565.56</b>	<b>159285.75</b>	<b>136895.80</b>	<b>182663.16</b>
<b>EXPENSES</b>							
a) Cost of materials consumed		49359.48	32647.17	40956.30	113780.85	110883.20	148633.18
b) Purchases of stock-in-trade		-	-	-	-	-	-
c) Changes in inventories of finished goods, stock-in-trade, work-in-progress and intermediates		(2,097.93)	2,032.89	905.80	(164.65)	(2,109.74)	(7,765.96)
d) Excise duty		2199.87	1952.18	5.78	5,540.23	181.97	158.86
e) Employee benefits expense		948.97	912.92	642.80	2755.44	1729.07	2958.69
f) Finance costs		968.32	928.83	507.96	2567.67	1241.10	1983.42
g) Depreciation and amortization expense		951.68	924.20	701.91	2586.45	1766.11	2495.17
h) Other expenses		8543.45	7794.47	6842.93	22687.60	17979.15	25650.81
<b>TOTAL EXPENSES</b>	<b>4</b>	<b>60873.84</b>	<b>47192.66</b>	<b>50563.48</b>	<b>149753.59</b>	<b>131670.86</b>	<b>174114.17</b>
<b>PROFIT BEFORE EXCEPTIONAL ITEMS AND TAX (3-4)</b>	<b>5</b>	<b>3,750.51</b>	<b>3,032.85</b>	<b>3002.08</b>	<b>9532.16</b>	<b>5224.94</b>	<b>8548.99</b>
<b>EXCEPTIONAL ITEMS</b>	<b>6</b>	-	-	-	(51.07)	-	-
<b>PROFIT BEFORE TAX (5+6)</b>	<b>7</b>	<b>3,750.51</b>	<b>3,032.85</b>	<b>3002.08</b>	<b>9481.09</b>	<b>5224.94</b>	<b>8548.99</b>
<b>TAX EXPENSE</b>	<b>8</b>						
a) Current Tax		(292.69)	(550.00)	(805.00)	(1,342.69)	(1,600.00)	(2,450.00)
b) Tax Paid for Earlier Year		(87.20)	-	-	(87.20)	-	-
c) Deferred Tax		(92.48)	(516.08)	85.61	(830.77)	350.90	336.46
<b>PROFIT FOR THE YEAR / PERIOD (7-8)</b>	<b>9</b>	<b>3,278.14</b>	<b>1,966.77</b>	<b>2282.69</b>	<b>7220.43</b>	<b>3,975.84</b>	<b>6,435.45</b>
<b>SHARE OF PROFIT / (LOSS) OF ASSOCIATES AND JOINT VENTURES</b>	<b>10</b>	-	-	-	-	-	-
<b>PROFIT AFTER TAX, SHARE OF PROFIT OF ASSOCIATES AND JOINT VENTURES (9+10)</b>	<b>11</b>	<b>3,278.14</b>	<b>1,966.77</b>	<b>2282.69</b>	<b>7220.43</b>	<b>3975.84</b>	<b>6435.45</b>
<b>OTHER COMPREHENSIVE INCOME</b>							
A (i) Items that will not be reclassified to profit or loss		-	293.73	-	293.73	182.97	175.55
(ii) Income tax relating to items that will not be reclassified to profit or loss		-	(60.45)	-	(60.45)	(46.06)	(46.06)
B (i) Items that will be reclassified to profit or loss		-	-	-	-	-	-
(ii) Income tax relating to items that will be reclassified to profit or loss		-	-	-	-	-	-
<b>OTHER COMPREHENSIVE INCOME</b>	<b>12</b>	-	<b>233.28</b>	-	<b>233.28</b>	<b>136.91</b>	<b>129.49</b>
<b>TOTAL COMPREHENSIVE INCOME (11+12)</b>	<b>13</b>	<b>3,278.14</b>	<b>2,200.05</b>	<b>2282.69</b>	<b>7453.71</b>	<b>4112.75</b>	<b>6564.94</b>
<b>PROFIT FOR THE YEAR / PERIOD ATTRIBUTABLE TO :</b>							
<b>OWNERS OF THE PARENT</b>		3061.60	1,796.14	2341.10	6,719.35	4,198.19	6628.79
<b>NON-CONTROLLING INTERESTS</b>		216.54	170.63	(58.41)	501.08	(222.35)	(193.34)
<b>TOTAL COMPREHENSIVE INCOME FOR THE YEAR / PERIOD ATTRIBUTABLE TO :</b>							
<b>OWNERS OF THE PARENT</b>		<b>3,061.60</b>	<b>2,029.42</b>	<b>2,341.10</b>	<b>6952.63</b>	<b>4,335.10</b>	<b>6,758.28</b>
<b>NON-CONTROLLING INTERESTS</b>		216.54	170.63	(58.41)	501.08	(222.35)	(193.34)
<b>PAID UP EQUITY SHARE CAPITAL (EQUITY SHARES OF RS. 1/- EACH)</b>	<b>14</b>	<b>2683.50</b>	<b>2535.70</b>	<b>2415.00</b>	<b>2683.50</b>	<b>2415.00</b>	<b>2415.00</b>
<b>OTHER EQUITY</b>	<b>15</b>	<b>61197.57</b>	<b>54570.70</b>	<b>38305.30</b>	<b>61197.57</b>	<b>38305.30</b>	<b>46616.12</b>
<b>EARNINGS PER SHARE (of Rs. 1/- each) (not annualised):*</b>	<b>16</b>						
(a) Basic (Rs.)		1.20	0.72	0.97	2.69	1.74	2.75
(b) Diluted (Rs.)		1.20	0.70	0.97	2.64	1.74	2.66
<b>Earning Per Share (of Rs.10/- each) Pre Split Value (Refer Note No.(v))</b>							
(a) Basic (Rs.)		-	7.23	9.69	-	17.38	27.45
(b) Diluted (Rs.)		-	6.99	9.69	-	17.38	26.59
<b>NOTES:</b>							
i) The above Unaudited Consolidated Financial Results and Segment Results have been reviewed by the Audit Committee and approved by the Board of Directors of the Company in its meeting held on 12.02.2024 at the Registered Office of the Company.							
ii) The Limited review of the financial results for the quarter and nine months ended December 31, 2023, pursuant to the SEBI (Listing Obligations and Disclosure Requirements) Regulation, 2015 as amended has been carried out by the Statutory Auditors.							
iii) The financial results have been prepared in accordance with Indian Accounting Standard ('Ind AS') prescribed under Section 133 of Companies Act, 2013 read with relevant rules there under and in terms of Regulations of SEBI (Listing Obligations and Disclosure requirement) Regulation 2015 as amended.							
iv) The Consolidated unaudited financial results of BCL Industries Ltd. includes financial results of its subsidiary company i.e. Svaksha Distillery Limited. (CIN : U74900WB2014PLC202126)							
v) * Pursuant to the approval of Shareholders at Annual General Meeting of the Company held on 26th September 2023, each equity share of face value Rs.10/- per share was sub divided into equity share of face value of Rs. 1/- per share from the record date i.e. 27th October 2023. Consequently basic and diluted earning have been computed for all the period presented in the quarterly results of the Company on the basis of new number of equity shares in accordance with the IND AS 33-Earning per share. Earnings as per old number of equity share of face value Rs.10/- is disclosed separately.							
vi) State Excise duty on the Liquor has been regrouped and taken in the revenue of all the periods in FY 2023-24 to give better presentation.							
vii) Figure for the previous year/ period have been reclassified/ regrouped wherever necessary to confirm to current year's classifications.							
viii) <b>Limited Review</b> The Limited Review, as required under Regulation 33 of the SEBI (Listing Obligations and Disclosure Requirements) Regulations, 2015, has been completed by the statutory auditors and the related Report does not have any impact on the above 'Results and Notes' for the Quarter and nine months ended 31st December, 2023 which needs to be explained.							
For and on behalf of the Board of Directors							
 <b>( KUSHAL MITTAL )</b> Jt. Managing Director							
Dated : 12th February, 2024							
Place : Bathinda							

SEGMENT RESULTS

(RS.IN LAKHS)

Sr.	Particulars	CONSOLIDATED					
		Quarter Ended			Nine Months Ended		F.Y. Ended
		31.12.2023	30.09.2023	31.12.2022	31.12.2023	31.12.2022	31.03.2023
	(Unaudited)	(Unaudited)	(Unaudited)	(Unaudited)	(Unaudited)	(Audited)	
<b>1</b>	<b>Segment Revenue</b>						
	(net sale/income from each segment)						
	(a) Oil & Vanaspati	24933.49	19095.67	29903.70	63316.28	87020.01	111920.19
	(b) Distillery	27773.88	21782.9	15345.70	66123.07	40978.47	55910.35
	(c) Real Estates	140.32	185.83	561.97	477.47	828.61	1302.52
	(d) Subsidiary Company at Kharagpur	14,973.22	11409.15	8,521.40	35949.49	11,274.01	18691.28
	(e) Un-allocated	-	-	-	-	-	-
	<b>Total</b>	<b>67820.91</b>	<b>52473.55</b>	<b>54332.77</b>	<b>165866.31</b>	<b>140101.10</b>	<b>187824.34</b>
	Less: Inter Segment revenue	3196.56	2248.04	767.21	6580.56	3205.30	5161.18
	<b>Net sales/Income From Operations</b>	<b>64624.35</b>	<b>50225.51</b>	<b>53565.56</b>	<b>159285.75</b>	<b>136895.80</b>	<b>182663.16</b>
<b>2</b>	<b>Segment Results</b>						
	(a) Oil & Vanaspati	782.35	429.86	1234.67	1666.60	1907.60	3042.26
	(b) Segment – Distillery	3232.76	2790.44	2367.58	8100.62	5903.74	8481.48
	(c) Segment – Real Estates	-8.00	-41.20	214.42	-43.74	233.76	370.26
	(d) Subsidiary Company at Kharagpur	1,663.40	1,706.78	395.27	4,962.80	187.04	1,133.58
	(e) Un-allocated	-	-	-	-	-	-
	<b>Total</b>	<b>5670.51</b>	<b>4885.88</b>	<b>4211.94</b>	<b>14686.28</b>	<b>8232.14</b>	<b>13027.58</b>
	Less:						
	i) Interest/Finance Cost/dep	1920.00	1853.03	1209.87	5154.12	3007.21	4478.59
	ii) Other Un- allocated Income (net off Un-allocable income)	-	-	-	-	-	-
	<b>Total Profit (+)/ Loss (-) before Tax</b>	<b>3,750.51</b>	<b>3,032.85</b>	<b>3002.07</b>	<b>9532.16</b>	<b>5224.93</b>	<b>8548.99</b>
<b>3</b>	<b>Segment Assets-</b>						
	(a) Oil & Vanaspati	42070.95	37,871.10	40120.89	42070.95	40120.89	56151.00
	(b) Segment – Distillery	51871.96	44,144.72	35620.96	51871.96	35620.96	39955.20
	(c) Segment – Real Estate	3381.45	4,235.54	2908.64	3381.45	2908.64	2465.26
	(d) Subsidiary Company at Kharagpur	36934.85	36892.69	20536.22	36934.85	20536.22	10980.85
	<b>Total</b>	<b>1,34,259.21</b>	<b>1,23,144.05</b>	<b>99,186.71</b>	<b>134259.21</b>	<b>99186.71</b>	<b>109552.31</b>
	Less: i) Un-allocated	-	-	-	-	-	-
	<b>Total Assets</b>	<b>1,34,259.21</b>	<b>1,23,144.05</b>	<b>99,186.71</b>	<b>1,34,259.21</b>	<b>99,186.71</b>	<b>109552.31</b>
<b>4</b>	<b>Segment liabilities-</b>						
	(a) Oil & Vanaspati	30,616.36	27582.31	26453.94	30,616.36	26453.94	26324.62
	(b) Segment – Distillery	20,650.56	20459.41	21329.12	20,650.56	21329.12	21835.74
	(c) Segment – Real Estate	412.56	377.74	276.45	412.56	276.45	304.96
	(d) Subsidiary Company at Kharagpur	16950.04	15931.80	8611.47	16950.04	8611.47	11198.47
	<b>Total</b>	<b>68629.52</b>	<b>64351.26</b>	<b>56670.98</b>	<b>68629.52</b>	<b>56670.98</b>	<b>59663.79</b>
	i) Un-allocated	1,748.62	1656.14	842.96	1,748.62	842.96	857.40
	<b>Total Liabilities</b>	<b>70378.14</b>	<b>66007.40</b>	<b>57513.94</b>	<b>70378.14</b>	<b>57513.94</b>	<b>60521.19</b>

For and on behalf of the Board of Directors

( KUSHAL MITTAL )

Jt. Managing Director

Dated : 12th February, 2024

Place : Bathinda