



# Bansal Wire Industries Limited

Manufacturers of Steel Wires

November 04, 2025

**BSE Limited**  
Phiroze Jeejeebhoy Towers,  
Dalal Street  
**Mumbai- 400 001**

**National Stock Exchange of India Limited**  
Exchange Plaza, C-1, Block G,  
Bandra-Kurla Complex, Bandra (E)  
**Mumbai- 400 051**

**Scrip Code: 544209**

**Trading Symbol: BANSALWIRE**

**Subject: Outcome of Board Meeting held on November 04, 2025- Un-audited Financial Results for the quarter and half year ended September 30, 2025**

Dear Sir/Ma'am,

This is to inform that the Board of Directors of the Company at its meeting held today, i.e. November 04, 2025, which commenced at 11:00 A.M. (IST) and concluded at 12:35 P.M. (IST) has, inter-alia, transacted the following business: -

1. Approved and taken on record the Un-audited Financial Results (Standalone and Consolidated) ("UFRs") of the Company for the quarter and half year ended on September 30, 2025, pursuant to Regulation 33 of SEBI (Listing Obligations and Disclosure Requirements) Regulations, 2015 (*enclosed herewith*);
2. Taken on record the Limited Review Report of Prateek Gupta & Company, Chartered Accountants (Statutory Auditors) on the above UFRs (*enclosed herewith*)

Kindly take the above information on your record.

Thanking you,

**Yours faithfully,**  
**For Bansal Wire Industries Limited**

**Sumit Gupta**  
**Company Secretary & Compliance Officer**

# Prateek Gupta & Company

Chartered Accountants

**Independent Auditor's Limited Review Report on the Standalone Unaudited Financial Results for the quarter ended September 30, 2025 and half year ended from April 1, 2025 to September 30, 2025 of M/s Bansal Wire Industries Limited ("the Company") pursuant to the Regulation 33 of the SEBI (Listing Obligations and Disclosure Requirements) Regulations, 2015, as amended**

To,  
**The Board of Directors**  
**BANSAL WIRE INDUSTRIES LIMITED**

1. We have reviewed the accompanying statement of the Standalone Unaudited Financial Results ('the Statement') of M/s. **BANSAL WIRE INDUSTRIES LIMITED ("the Company")** for the quarter ended September 30, 2025 and for the half year April 1, 2025 to September 30, 2025, being submitted by the Company pursuant to the requirements of Regulation 33 of the SEBI (Listing Obligations and Disclosure Requirements) Regulations, 2015 ('the Regulation') as amended, read with SEBI Circular No. CIR/CFD/CMDI/44/2019 dated March 29, 2019 ('the Circular').
2. The preparation of the Statement in accordance with the recognition and measurement principles laid down in Indian Accounting Standard 34, (Ind AS 34) "Interim Financial Reporting" prescribed under Section 133 of the Companies Act, 2013, as amended, read with relevant rules issued there under and other accounting principles generally accepted in India, read with the circular, is the responsibility of the Company's management and has been approved by the Board of Directors of the Company. Our responsibility is to express a conclusion on the Statement based on our review.



3. We conducted our review of the Statement in accordance with the Standard on Review Engagements (SRE) 2410, "Review of Interim Financial Information Performed by the Independent Auditor of the Entity" issued by the Institute of Chartered Accountants of India. This standard requires that we plan and perform the review to obtain moderate assurance as to whether the Statement is free of material misstatement. A review is limited primarily to inquiries of company personnel and analytical procedures applied to financial data and thus less in scope than an audit conducted in accordance with Standards on Auditing specified under section 143(10) of Companies Act, 2013 and consequently does not enable us to obtain assurance that we would be aware of all significant matters that might be identified in an audit. Accordingly, we do not express an audit opinion.
4. Based on our review conducted as above, nothing has come to our attention that causes us to believe that the accompanying Statement of unaudited financial results prepared in accordance with the recognition and measurement principles laid down in the aforesaid Indian Accounting Standards ('Ind AS') specified under Section 133 of the Companies Act, 2013 as amended, read with relevant rules issued thereunder and other recognized accounting practices and policies has not disclosed the information required to be disclosed in terms of the Regulation, read with the Circular, including the manner in which it is to be disclosed, or that it contains any material misstatement.

**For Prateek Gupta & Company**  
**Chartered Accountants**

Firm Registration No. C-0016512C


**CA Prateek Gupta**

Partner

Membership No.-416552

Place : Delhi

Date : November 4, 2025

UDIN: 25416552BMHCHF3754



# Bansal Wire Industries Limited

CIN: L31300DL 1985PLC022737

Registered Office: F-3, Main Road, Shastri Nagar, Delhi - 110052

Statement of unaudited standalone financial results for the quarter and half year ended September 30, 2025

(Amount in Rs. Million unless otherwise stated)

S.No.	Particulars	Quarter ended			Half yearly - YTD		Year ended
		30-Sep-25	30-Jun-25	30-Sep-24	30-Sep-25	30-Sep-24	31-Mar-25
		(Unaudited)					(Audited)
	Revenue from operations	10,106.50	9,079.60	7,006.05	19,186.10	13,772.13	32,032.09
	Other Income	56.65	51.10	50.52	107.75	62.71	132.73
<b>I</b>	<b>Total Income</b>	<b>10,163.14</b>	<b>9,130.70</b>	<b>7,056.57</b>	<b>19,293.84</b>	<b>13,834.84</b>	<b>32,164.82</b>
<b>II</b>	<b>EXPENSES</b>						
	Cost of materials consumed	8,499.59	7,527.58	6,299.44	16,027.17	11,628.66	26,604.59
	Changes in inventories of finished goods, stock-in-trade and work-in-progress	(255.52)	18.51	-928.43	-237.01	-965.17	-822.16
	Employee benefits expense	345.72	265.59	216.58	611.31	409.36	935.50
	Finance costs	118.15	108.17	38.99	226.32	132.88	299.07
	Depreciation and amortization expense	116.01	91.54	27.41	207.55	52.82	179.03
	Other expenses	921.32	706.70	950.15	1,628.02	1,776.22	3,252.09
	<b>Total expenses</b>	<b>9,745.28</b>	<b>8,718.09</b>	<b>6,604.14</b>	<b>18,463.37</b>	<b>13,034.77</b>	<b>30,448.12</b>
<b>III</b>	<b>Profit/(loss) before exceptional items and tax (I-II)</b>	<b>417.86</b>	<b>412.61</b>	<b>452.43</b>	<b>830.47</b>	<b>800.07</b>	<b>1,716.70</b>
<b>IV</b>	Exceptional Items (Profit)/Loss	(0.02)	(0.26)	0.00	-0.28	(0.09)	(0.09)
<b>V</b>	<b>Profit/(loss) after exceptional item but before tax (III-IV)</b>	<b>417.88</b>	<b>412.87</b>	<b>452.43</b>	<b>830.75</b>	<b>800.16</b>	<b>1,716.79</b>
<b>VI</b>	<b>Tax expense:</b>	<b>99.82</b>	<b>110.08</b>	<b>118.14</b>	<b>209.90</b>	<b>206.31</b>	<b>465.18</b>
	(1) Current tax	71.01	97.96	105.30	168.97	193.40	400.00
	(2) Deferred tax	28.81	12.12	12.84	40.93	12.91	55.87
	(3) Tax adjustments related to earlier years	-	-	-	-	-	9.31
<b>VII</b>	<b>Profit / (Loss) after tax (V-VI)</b>	<b>318.06</b>	<b>302.79</b>	<b>334.30</b>	<b>620.85</b>	<b>593.85</b>	<b>1,251.61</b>
<b>VIII</b>	<b>Other Comprehensive Income</b>	<b>0.32</b>	<b>(2.24)</b>	<b>(0.75)</b>	<b>(1.92)</b>	<b>(2.80)</b>	<b>(4.32)</b>
	(i) Items that will not be reclassified to profit or loss	0.43	(3.00)	(1.01)	(2.57)	(3.74)	(5.77)
	(ii) Income tax relating to items that will not be reclassified to profit or loss	(0.11)	0.76	0.25	0.65	0.94	1.45
<b>IX</b>	<b>Total Comprehensive Income for the period (VII+VIII)</b>	<b>318.37</b>	<b>300.55</b>	<b>333.54</b>	<b>618.92</b>	<b>591.05</b>	<b>1,247.29</b>
<b>X</b>	<b>Paid-up share capital (face value Rs 5 each)</b>	<b>782.78</b>	<b>782.78</b>	<b>782.78</b>	<b>782.78</b>	<b>782.78</b>	<b>782.78</b>
<b>XI</b>	<b>Other Equity</b>						<b>11,050.95</b>
<b>XII</b>	<b>Earnings per equity share:</b>						
	Basic & Diluted (Not annualised except for FY 2025) (in Rs.)	2.03	1.93	2.38	3.97	4.22	8.42



## Notes

- 1) The above unaudited standalone financial results have been reviewed and recommended by the Audit Committee and the same has been approved by the Board of Directors in its meeting held on November 4, 2025. The statutory auditor have carried our limited review of standalone unaudited financial results of the company for the quarter and half year ended September 30, 2025.
- 2) The statutory auditors of the Company have expressed an unmodified opinion on the unaudited standalone financial results for the quarter and half year ended September 30, 2025.
- 3) The unaudited standalone financial results of the company have been prepared in accordance with Indian Accounting Standards (Ind AS) notified under section 133 of Companies Act, 2013 read with Companies (Indian Accounting Standards) Rules, 2015, as amended.
- 4) The above statement of standalone unaudited financial results for the quarter and half year ended September 30, 2025 are drawn up in accordance with the requirements of Regulation 33 of Securities and Exchange Board of India (Listing Obligation and Disclosure Requirement) Regulations, 2015, as amended.
- 5) The figures for the quarter ended September 30, 2025 are the balancing figures between the unaudited figures upto the half year ended September 30, 2025 and reviewed published figures for the quarter ended June 30, 2025. And the figures for the quarter ended September 30, 2024 are the balancing figures between the unaudited figures upto the half year ended September 30, 2024 and the unaudited published figures for the quarter ended June 30, 2024.
- 6) The company has two subsidiaries incorporated in India, first being M/s. Bansal Steel & Power Limited which was a subsidiary since December 7, 2023 however it became wholly owned subsidiary w.e.f July 31, 2024, another being M/s. BWI Steel Private Limited which was incorporated as wholly owned subsidiary on October 4, 2024.
- 7) The company is engaged primarily in the business of manufacturing of steel wire and, as such, does not have any separate reportable segments in accordance with Ind AS 108 - Operating Segments.
- 8) The results for the quarter and period ended September 30, 2025 available on the Company's website at [www.bansalwire.com](http://www.bansalwire.com) and also on the website of BSE Limited at [www.bseindia.com](http://www.bseindia.com) and National Stock Exchange of India Limited at [www.nseindia.com](http://www.nseindia.com), where the shares of the Company are listed.
- 9) Figures for the periods/year are reclassified, regrouped wherever necessary to conform to current period presentation.


For and on behalf of Board of Directors

  
Arun Gupta

Chairman and Whole Time Director  
DIN: 00255850

Place: Delhi

Date: November 4, 2025





# Bansal Wire Industries Limited

CIN: L31300DL1985PLC022737

Standalone Balance Sheet as at 30 September 2025


(All amounts are in INR Million, unless otherwise stated)

Particulars	As at 30 September 2025	As at 31 March 2025
<b>ASSETS</b>		
<b>Non-current assets</b>		
(a) Property, plant and equipment	6,413.00	5,072.47
(b) Capital Work in Progress	1,075.14	1,625.64
(c) Intangible assets	0.31	0.05
(d) Financial assets		
(i) Investments	992.71	992.71
(ii) Loans	454.00	1,360.08
(iii) Other Bank balances	6.65	6.54
(iv) Other financial assets	42.42	41.76
(e) Deferred tax assets (net)	-	-
(e) Other non-current assets	147.19	193.36
	<b>9,131.41</b>	<b>9,292.62</b>
<b>Current assets</b>		
(a) Inventories	4,404.45	4,788.35
(b) Financial assets		
(i) Investments	-	-
(i) Trade receivables	5,073.57	4,448.47
(ii) Cash and cash equivalents	14.62	11.60
(iii) Bank balances other than (ii) above	42.35	41.74
(iv) Loans	-	-
(iv) Other financial assets	141.40	155.39
(c) Other current assets	1,130.36	1,103.39
	<b>10,806.75</b>	<b>10,548.93</b>
<b>Total Assets</b>	<b>19,938.15</b>	<b>19,841.55</b>
<b>EQUITY AND LIABILITIES</b>		
<b>EQUITY</b>		
(a) Equity share capital	782.78	782.78
(b) Other equity	11,669.94	11,050.95
	<b>12,452.72</b>	<b>11,833.73</b>
<b>LIABILITIES</b>		
<b>Non-current liabilities</b>		
(a) Financial Liabilities		
(i) Borrowings	1,232.53	1,220.03
(b) Provisions	48.99	42.54
(c) Deferred tax Liabilities (net)	157.14	116.86
	<b>1,438.66</b>	<b>1,379.43</b>



**Current liabilities**

(a) Financial Liabilities		
(i) Borrowings	3,903.67	4,148.25
(ii) Trade payables		
Total outstanding dues of micro enterprises and small enterprises; and	55.03	52.59
Total outstanding dues of creditors other than micro enterprise and small enterprises	1,769.39	2,171.27
(iii) Other financial liabilities	212.41	167.86
(b) Provisions	17.68	10.81
(d) Other current liabilities	88.60	77.61
	<b>6,046.77</b>	<b>6,628.39</b>
	<b>7,485.43</b>	<b>8,007.82</b>
<b>Total Equity and Liabilities</b>	<b>19,938.15</b>	<b>19,841.55</b>






# Bansal Wire Industries Limited

CIN: L31300DL1985PLC022737

**Standalone Statement of Cash Flow for the period ended 30 September 2025**

(All amounts are in INR Million, unless otherwise stated)

Particulars	Period ended 30 September 2025	Year ended 31 March 2025
<b>A Cash flow from operating activities</b>		
<b>Profit/(Loss) before tax</b>	830.75	1,716.79
<b>Adjustments for:</b>		
Depreciation and amortisation expenses	207.55	179.03
Loss/(Profit) on Sale of property, plant and equipment and intangible assets	(0.28)	(0.09)
Gain on Foreign Currency Fluctuation (PPE)	(5.19)	(4.86)
Loss/(Profit) on Sale of Share	-	-
Interest income on fixed deposits	(4.14)	(22.12)
Finance Cost	226.32	299.07
<b>Operating Profit/(loss) before working capital changes:</b>	<b>1,255.01</b>	<b>2,167.81</b>
<b>Movement in working capital</b>		
Decrease/(Increase) in Inventories	383.89	(2,238.23)
Decrease/(Increase) in trade receivables	(625.11)	(1,723.84)
Decrease/(Increase) in other financial assets	6.84	(48.41)
Decrease/(increase) in other current assets	(0.61)	(429.66)
(Decrease)/Increase in trade payables	(399.44)	1,642.31
(Decrease)/Increase in other financial liabilities	59.94	(16.72)
(Decrease)/increase in other current Liabilities	10.99	17.84
(Decrease)/Increase in provisions	10.74	5.57
<b>Cash Generated/(Utilised) in/from operating activities</b>	<b>702.27</b>	<b>(623.33)</b>
Income taxes paid	(195.32)	(438.65)
<b>Net Cash Generated/(Utilised) in/from operating activities (A)</b>	<b>506.95</b>	<b>(1,061.98)</b>
<b>B Cash flow from investing activities</b>		
Purchase of property, plant and equipment and intangible assets	(996.19)	(3,461.99)
Decrease/(increase) in advance for capital goods	46.17	199.71
Sale of property, plant and equipment and intangible assets	3.83	24.09
Fund used in obtaining control of subsidiaries or other businesses	-	(437.90)
Loans (given)/received back	906.08	(1,360.08)
Redemption of/(investment in) deposits with banks (net)	(0.72)	(16.21)
Interest received	10.63	15.12
<b>Net cash Generated/(Utilised) in/from investing activities (B)</b>	<b>(30.20)</b>	<b>(5,037.26)</b>
<b>C Cash flow from financing activities</b>		
Proceeds from Issuing Equity Share	0.07	7,045.79
Repayment of borrowings	(232.08)	(664.97)
Finance Cost	(241.71)	(285.22)



<b>Net cash Generated/(Utilised) in/from financing activities (C)</b>	<b>(473.73)</b>	<b>6,095.61</b>
<b>Net increase/(decrease) in cash and cash equivalents (A+B+C)</b>	<b>3.02</b>	<b>(3.63)</b>
Cash and cash equivalents at the beginning of the year	11.60	15.23
<b>Cash and cash equivalents at the end of the year</b>	<b>14.62</b>	<b>11.60</b>

**Notes:**

- a. Cash and cash equivalents include (refer note 14):

	As at 30 September 2025	As at 31 March 2025
Cash on hand	14.49	10.98
Balances with banks in current accounts	0.12	0.62
	<b>14.62</b>	<b>11.60</b>

- b. Amendment to Ind AS 7:

There are no non-cash changes in liabilities arising from financing activities.

- c. The above cash flow statement has been prepared under the "Indirect Method" as set out in Indian Accounting Standard 7 (Ind AS-7) on "Statement of Cash Flows".

The accompanying notes are an integral part of the standalone financial statements.



# Prateek Gupta & Company

Chartered Accountants

**Independent Auditor's Limited Review Report on the Consolidated Unaudited Quarterly Financial Results for the quarter ended September 30, 2025 and half year ended April 1, 2025 to September 30, 2025 of M/s Bansal Wire Industries Limited ("the Company") pursuant to the Regulation 33 of the SEBI (Listing Obligations and Disclosure Requirements) Regulations, 2015, as amended**

To,  
**The Board of Directors**  
**BANSAL WIRE INDUSTRIES LIMITED**

1. We have reviewed the accompanying statement of Consolidated Unaudited Financial Results ("the Statement") of M/s. **BANSAL WIRE INDUSTRIES LIMITED** ("the Parent") and its subsidiary (the Parent and its subsidiary together referred to as "the Group") and its share of the net profit after tax and total comprehensive income for the quarter ended **September 30, 2025 and for the half year ended from April 1, 2025 to September, 2025**, being submitted by the Parent pursuant to the requirements of Regulation 33 of the SEBI (Listing Obligation and Disclosure Requirement) Regulations, 2015 as amended ('the Regulation'), read with SEBI Circular No. CIR/CFD/CMDI/44/2019 dated March 29, 2019 ('the Circular').
2. This Statement, which is the responsibility of the Parent's Management and approved by the Parent's Board of Directors, has been prepared in accordance with the recognition and measurement principles laid down in Indian Accounting Standard 34, (Ind AS 34) "Interim Financial Reporting" prescribed under Section 133 of the Companies Act, 2013 as amended, read with relevant rules issued thereunder and other accounting principles generally accepted in India read with the Circular. Our responsibility is to express a conclusion on the Statement based on our review.
3. We conducted our review of the Statement in accordance with the Standard on Review Engagements (SRE) 2410, "Review of interim Financial Information Performed by the Independent Auditor of the Entity" issued by the Institute of Chartered Accountants of India. A



Ghaziabad: 7, Navyug Market, Ghaziabad, U.P.- 201001

Noida: 379, Block III, Ganga Shopping Complex, Sector-29, Noida, U.P.- 201302

Ph. : +91-120-4371033 | e-mail : mail@prateekgupta.co.in

review of interim financial information consists of making inquiries, primarily of persons responsible for financial and accounting matters, and applying analytical and other review procedures. A review is substantially less in scope than an audit conducted in accordance with Standards on Auditing and consequently does not enable us to obtain assurance that we would become aware of all significant matters that might be identified in an audit. Accordingly, we do not express an audit opinion.

We also performed procedures in accordance with the Circular issued by the Securities and Exchange Board of India under Regulation 33(8) of the SEBI (Listing Obligations and Disclosure Requirements) Regulations, 2015 as amended to the extent applicable.

4. The Statement includes results of following entities:

S.No.	Company Name	Nature
1.	Bansal Wire Industries Limited	Parent Company
2.	Bansal Steel & Power Limited	Unlisted Wholly Owned Subsidiary
3.	BWI Steel Private Limited	Unlisted Wholly Owned Subsidiary

5. Based on our review conducted and procedures performed as stated in paragraph 3 above and based on the consideration of the review reports of other auditors/management certification referred to in paragraph 6 below, nothing has come to our attention that causes us to believe that the accompanying Statement, prepared in accordance with recognition and measurement principles laid down in the aforesaid Indian Accounting Standard specified under Section 133 of the Companies Act, 2013, as amended, read with relevant rules issued there under and other accounting principles generally accepted in India, has not disclosed the information required to be disclosed in terms of Regulation 33 of the SEBI (Listing Obligations and Disclosure Requirements) Regulations, 2015, as amended, including the manner in which it is to be disclosed, or that it contains any material misstatement.



6. The Statement includes the unaudited financial results of two subsidiaries incorporated in India, namely M/s. Bansal Steel and Power Limited and M/s. BWI Steel Private Limited. The interim financial results of M/s. BWI Steel Private Limited have been reviewed by us, while the interim financial results of M/s. Bansal Steel and Power Limited have been reviewed by another auditor, which have been included in the consolidated unaudited financial results. The interim financial results of the subsidiaries reflect total assets of Rs.4,757.38 million as at September 30, 2025 and total revenue of Rs.3,544.47 million and Rs.6,567.98 million, total net profit after tax of Rs.73.57 million and Rs. 171.58million, and total comprehensive income of Rs. 75.03 million and Rs. 174.79 million for the quarter ended September 30, 2025 and for the period from April 1, 2025 to September, 2025, respectively, and cash flows (net) of Rs. (3.23) million for the period from April 1, 2025 to September 30, 2025 , as considered in the consolidated unaudited financial results. These interim financial results have been reviewed by other auditor whose report have been furnished to us by the Management and our conclusion on the Statement, in so far as it relates to the amounts and disclosures included in respect of the subsidiary, is based solely on the reports of the other auditor and the procedures performed by us as stated in paragraph 3 above.

Our conclusion on the statement is not modified in respect of above matters.

**For Prateek Gupta & Company**  
**Chartered Accountants**

Firm Registration No. 0016512C



**CA Prateek Gupta**

Partner

Membership No.-416552

Place : Delhi

Date : November 4, 2025

UDIN: 25416552BMHCHG6849



# Bansal Wire Industries Limited

CIN: L31300DL 1985PLC022737

Registered Office: F-3, Main Road, Shastri Nagar, Delhi - 110052

Statement of unaudited consolidated financial results for the quarter and half year ended September 30, 2025

(Amount in Rs. Million unless otherwise stated)

S.No.	Particulars	Quarter ended			Half yearly - YTD		Year ended
		30-Sep-25	30-Jun-25	30-Sep-24	30-Sep-25	30-Sep-24	31-Mar-25
		(Unaudited)					(Audited)
	Revenue from operations	10,554.00	9,390.07	8,254.49	19,944.06	16,423.65	35,071.68
	Other Income	48.06	26.22	42.16	74.29	55.35	94.46
<b>I</b>	<b>Total Income</b>	<b>10,602.06</b>	<b>9,416.29</b>	<b>8,296.65</b>	<b>20,018.35</b>	<b>16,479.00</b>	<b>35,166.14</b>
<b>II</b>	<b>EXPENSES</b>						
	Cost of materials consumed	8,252.99	7,309.73	7,333.46	15,562.73	13,735.95	28,781.54
	Changes in inventories of finished goods, stock-in-trade and work-in-progress	(229.76)	(8.74)	(958.37)	(238.49)	(969.53)	(1,541.31)
	Employee benefits expense	487.84	387.22	343.04	875.06	644.67	1,436.66
	Finance costs	157.26	120.49	55.02	277.74	176.95	378.37
	Depreciation and amortization expense	148.76	124.02	56.75	272.78	111.64	299.89
	Other expenses	1,275.18	983.52	897.49	2,258.69	1,764.42	3,707.12
	<b>Total expenses</b>	<b>10,092.27</b>	<b>8,916.25</b>	<b>7,727.38</b>	<b>19,008.51</b>	<b>15,464.12</b>	<b>33,062.27</b>
<b>III</b>	<b>Profit/(loss) before exceptional items and tax (I-II)</b>	<b>509.79</b>	<b>500.04</b>	<b>569.27</b>	<b>1,009.84</b>	<b>1,014.88</b>	<b>2,103.87</b>
<b>IV</b>	Exceptional Items (Profit)/Loss	(0.01)	(0.27)	0.53	(0.28)	1.32	1.37
<b>V</b>	<b>Profit/(loss) after exceptional item but before tax (III-IV)</b>	<b>509.80</b>	<b>500.31</b>	<b>568.74</b>	<b>1,010.11</b>	<b>1,013.55</b>	<b>2,102.50</b>
<b>VI</b>	<b>Tax expense:</b>	<b>126.57</b>	<b>107.52</b>	<b>168.15</b>	<b>234.08</b>	<b>297.83</b>	<b>638.84</b>
	(1) Current tax	99.42	124.76	125.58	224.18	230.68	473.73
	(2) Deferred tax	27.14	(17.25)	20.52	9.89	24.21	92.73
	(3) Tax adjustments related to earlier years	0.01	-	-	0.01	-	8.32
	(4) MAT Credit Adjusted	-	-	22.04	-	42.94	64.06
<b>VII</b>	<b>Profit / (Loss) after tax (V-VI)</b>	<b>383.24</b>	<b>392.79</b>	<b>400.59</b>	<b>776.03</b>	<b>715.73</b>	<b>1,463.66</b>
<b>VIII</b>	<b>Other Comprehensive Income</b>	<b>1.78</b>	<b>(0.49)</b>	<b>(0.82)</b>	<b>1.29</b>	<b>(2.04)</b>	<b>(2.83)</b>
	(i) Items that will not be reclassified to profit or loss	2.38	(1.61)	(1.10)	0.77	(2.57)	(3.49)
	(ii) Income tax relating to items that will not be reclassified to profit or loss	(0.60)	1.12	0.29	0.52	0.53	0.65
<b>IX</b>	<b>Total Comprehensive Income for the period (VII+VIII)</b>	<b>385.02</b>	<b>392.30</b>	<b>399.78</b>	<b>777.31</b>	<b>713.69</b>	<b>1,460.83</b>




	<b>Net Profit attributable to :</b>						
	Owners of the Company	383.24	392.79	396.37	776.03	698.24	1,446.18
	Non-Controlling Interest	-	-	4.23	-	17.48	17.48
	<b>Other Comprehensive Income attributable to :</b>						
	Owners of the Company	1.78	(0.49)	(0.89)	1.29	(2.30)	(3.10)
	Non-Controlling Interest	-	-	0.07	-	0.27	0.27
	<b>Total Comprehensive Income attributable to :</b>						
	Owners of the Company	385.02	392.30	395.48	777.31	695.94	1,443.08
	Non-Controlling Interest	-	-	4.30	-	17.75	17.75
<b>X</b>	<b>Paid-up share capital (face value Rs 5 each)</b>	<b>782.78</b>	<b>782.78</b>	<b>782.78</b>	<b>782.78</b>	<b>782.78</b>	<b>782.78</b>
<b>XI</b>	<b>Other Equity</b>						<b>11,907.34</b>
<b>XII</b>	<b>Earnings per equity share:</b>						
	Basic & Diluted (Not annualised except for FY 2025) (in Rs.)	2.45	2.51	2.85	4.96	4.97	9.73


#### Notes

- 1) The above unaudited consolidated financial results for the quarter and half year ended September 30, 2025 have been reviewed by the Audit Committee and approved by the Board of Directors at its meeting held on November 4, 2025.
- 2) The statutory auditors of the Parent company have expressed an unmodified opinion on the unaudited consolidated financial results for the quarter and half year ended September 30, 2025.
- 3) The above statement of consolidated unaudited financial results for the quarter and half year ended September 30, 2025 are drawn up in accordance with the requirements of Regulation 33 of Securities and Exchange Board of India (Listing Obligation and Disclosure Requirement) Regulations, 2015, as amended.
- 4) The company has two subsidiaries incorporated in India, first being M/s. Bansal Steel & Power Limited which was a subsidiary since December 7, 2023 however it became wholly owned subsidiary w.e.f July 31, 2024, another being M/s. BWI Steel Private Limited which was incorporated as wholly owned subsidiary on October 4, 2024. The management has exercised the necessary diligence to ensure that the standalone financial results of the respective companies for the relevant periods provide a true and fair view of their affairs.
- 5) The figures for the quarter ended September 30, 2025 are the balancing figures between the unaudited figures upto the half year ended September 30, 2025 and reviewed published figures for the quarter ended June 30, 2025. And the figures for the quarter ended September 30, 2024 are the balancing figures between the audited figures upto the half year ended September 30, 2024 and the unaudited published figures for the quarter ended June 30, 2024.
- 6) The consolidated unaudited financial results for the quarter and half year ended September 30, 2025 are available on the Company's website at [www.bansalwire.com](http://www.bansalwire.com) and also on the website of BSE Limited at [www.bseindia.com](http://www.bseindia.com) and National Stock Exchange of India Limited at [www.nseindia.com](http://www.nseindia.com), where the shares of the Company are listed.
- 7) Figures for the periods/year are reclassified, regrouped wherever necessary to conform to current period presentation.

For and on behalf of Board of Directors



**Arun Gupta**  
Chairman and Whole Time Director  
DIN: 00255850



Place: Delhi  
Date: November 4, 2025




# Bansal Wire Industries Limited

CIN: L31300DL 1985PLC022737

Consolidated Balance Sheet as at 30 September 2025

(All amounts are millions, unless otherwise stated)

Particulars	Notes	As at 30 September 2025	As at 31 March 2025	
<b>ASSETS</b>				
<b>Non-current assets</b>				
(a)	Property, plant and equipment	3	8,234.05	6,927.14
(b)	Capital Work in Progress	4	1,333.06	1,779.95
(c)	Intangible assets	5	3.12	0.48
(d)	Financial assets			
	(i) Investments	6	12.05	11.66
	(ii) Other Bank balances	7	20.64	18.77
	(iii) Other financial assets	8	41.73	41.77
(e)	Other non-current assets	9	148.43	203.03
			<b>9,793.08</b>	<b>8,982.80</b>
<b>Current assets</b>				
(a)	Inventories	10	5,972.92	6,385.10
(b)	Financial assets			
	(i) Trade receivables	11	5,459.87	4,756.36
	(ii) Cash and cash equivalents	12	16.75	16.96
	(iii) Bank balances other than (ii) above	13	40.99	41.74
	(iv) Other financial assets	14	212.92	217.19
(c)	Other current assets	15	1,297.77	1,277.77
			<b>13,001.23</b>	<b>12,695.11</b>
	<b>Total Assets</b>		<b>22,794.31</b>	<b>21,677.91</b>
<b>EQUITY AND LIABILITIES</b>				
<b>Equity</b>				
(a)	Equity share capital	16	782.78	782.78
(b)	Other equity	17	12,684.72	11,907.34
	<b>Equity attributable to the owners of the company</b>		<b>13,467.50</b>	<b>12,690.12</b>
	<b>Non-Controlling Interest</b>		-	-
	<b>Total Equity</b>		<b>13,467.50</b>	<b>12,690.12</b>
<b>LIABILITIES</b>				
<b>Non-current liabilities</b>				
(a)	Financial Liabilities			
	(i) Borrowings	18	1,364.88	1,364.60
	(ii) Other financial liabilities	19	371.05	390.52
(b)	Provisions	20	77.72	69.41
(c)	Deferred tax Liabilities (net)	21	223.17	213.80
			<b>2,036.82</b>	<b>2,038.33</b>



**Current liabilities**

(a)	Financial Liabilities			
	(i) Borrowings	22	4,610.65	4,715.86
	(ii) Trade payables	23		
	Total outstanding dues of micro enterprises and small enterprises; and		145.60	146.05
	Total outstanding dues of creditors other than micro enterprise and small enterprises		2,015.31	1,726.48
	(iii) Other financial liabilities	24	335.10	250.46
(b)	Provisions	25	18.96	11.91
(c)	Current tax liabilities (net)	26	18.18	-
(d)	Other current liabilities	27	146.18	98.70
			<b>7,289.99</b>	<b>6,949.46</b>
			<b>9,326.81</b>	<b>8,987.79</b>
			<b>22,794.31</b>	<b>21,677.91</b>
	<b>Total Equity and Liabilities</b>			






# Bansal Wire Industries Limited

CIN: L31300DL 1985PLC022737

Consolidated Statement of Cash Flow for the Period ended 30 September 2025

(All amounts are millions, unless otherwise stated)

Particulars	Period ended 30 September 2025	Year ended 31 March 2025
<b>A Cash flow from operating activities</b>		
Profit before tax	1,010.11	2,102.50
<b>Adjustments for:</b>		
Depreciation and amortisation expense	272.78	299.89
Loss/(Profit) Sale of property, plant and equipment and intangible assets	(0.28)	1.37
Gain on Foreign Currency Fluctuation (PPE)	(5.19)	(4.86)
Interest income on fixed deposits	(3.86)	(22.65)
Finance Cost	277.74	378.37
<b>Operating profit/(loss) before working capital changes:</b>	<b>1,551.31</b>	<b>2,754.61</b>
<b>Movement in working capital</b>		
Decrease/(Increase) in Inventories	412.18	(3,248.87)
Decrease/(Increase) in trade receivables	(703.50)	(1,183.43)
Decrease/(Increase) in other financial assets	(2.19)	(48.52)
Decrease/(increase) in other current assets	6.35	(412.01)
(Decrease)/Increase in trade payables	288.38	1,281.72
(Decrease)/Increase in other financial liabilities	100.04	(80.07)
(Decrease)/increase in other current and non-current liabilities	47.48	15.85
(Decrease)/Increase in provisions	15.74	14.78
<b>Cash generated/(utilised) in operating activities</b>	<b>1,715.79</b>	<b>(905.93)</b>
Income taxes paid	(232.36)	(603.65)
<b>Net cash generated/(utilised) in operating activities (A)</b>	<b>1,483.42</b>	<b>(1,509.59)</b>
<b>B Cash flow from investing activities</b>		
Purchase of property, plant and equipment and intangible assets	(1,140.40)	(4,625.38)
(Increase)/decrease in advance for capital goods	54.59	193.25
(Decrease)/Increase in other financial liabilities- Non current	(19.47)	390.52
Sale of property, plant and equipment and intangible assets	10.43	34.03
Fund used in obtaining control of subsidiaries or other businesses	(0.00)	(427.90)
Redemption of/(investment in) deposits with banks (net)	(1.13)	(22.07)
Interest received	10.35	15.65
<b>Net cash generated/(utilised) in investing activities (B)</b>	<b>(1,085.63)</b>	<b>(4,441.89)</b>
<b>C Cash flow from financing activities</b>		
Proceeds from Issuing Equity Share	0.07	7,045.79
Proceeds from borrowings	(104.93)	(730.97)
Finance Cost	(293.14)	(364.51)
<b>Net cash generated/(utilised) from financing activities (C)</b>	<b>(398.00)</b>	<b>5,950.31</b>
<b>Net increase/(decrease) in cash and cash equivalents (A+B+C)</b>	<b>(0.21)</b>	<b>(1.16)</b>



Cash and cash equivalents at the beginning of the year	16.96	18.12
<b>Cash and cash equivalents at the end of the year (refer note 12)</b>	<b>16.75</b>	<b>16.96</b>

	As at 30 September 2025	As at 31 March 2025
a. <b>Cash and cash equivalents include (refer note 12)</b>		
Cash on hand	15.71	13.74
Balances with banks in current accounts	1.04	3.22
	<b>16.75</b>	<b>16.96</b>

b. Amendment to Ind AS 7:

There are no non-cash changes in liabilities arising from financing activities.

b. The above cash flow statement has been prepared under the "Indirect Method" as set out in Indian Accounting Standard

c. Since this is the initial year of consolidation, the cash flow statement has been prepared considering the opening balance

The accompanying notes are an integral part of the consolidated financial statements.

