



प्रगति के पथप्रदर्शक  
PIONEERS IN PROGRESS

दि फ़र्टिलाइज़र्स एण्ड केमिकल्स ट्रावन्कोर लिमिटेड  
THE FERTILISERS AND CHEMICALS TRAVANCORE LTD.

(भारत सरकार का उद्यम) (A Government of India Enterprise)

पंजीकृत कार्यालय: एलूर, उद्योगमंडल, कोच्ची - 683 501, केरल राज्य, भारत  
Regd. Office: Eloor, Udyogamandal, Kochi-683501, Kerala State, India. Website: www.fact.co.in CIN: L24129KL1943GOI000371

CS-CO-7919

05<sup>th</sup> May 2023

The Manager (Listing Department),  
National Stock Exchange of India Ltd.,  
Exchange Plaza,  
Bandra-Kurla Complex,  
Bandra (E),  
MUMBAI – 400 051

Dear Sir,

**Sub: 522<sup>nd</sup> Board Meeting – Outcome**

Further to our letter no. CS-CO-7917 dated 28.04.2023, kindly note that the Board at its 522<sup>nd</sup> Meeting held on 05<sup>th</sup> May 2023 has accorded approval to the Audited Financial Results (Standalone & Consolidated) of the Company for the quarter and financial year ended 31<sup>st</sup> March, 2023. The Board also recommended final dividend at the rate of Rs.1/- (One Rupee Only) per equity share of Rs. 10/- (Ten Rupees only) each fully paid up of the Company for the financial year 2022-23.

This is for your information and records please.

Thanking you,

Yours faithfully,  
For The Fertilisers and Chemicals Travancore Limited

  
Susan Abraham  
Company Secretary



**K. VENKATACHALAM AIYER & Co.**  
**CHARTERED ACCOUNTANTS**

No. 30 "AADARSH", (First Floor), Next to CA.  
Institute)  
Indrani Nagar, Palakkad • 678 012  
Off: 0491 – 2578063, 09349601128  
E-Mail: chandrufca@gmail.com

Also at: Bangalore, Delhi, Ernakulam, Kottayam, Kollam & Trivandrum

**INDEPENDENT AUDITORS' REPORT**

**To the Board of Directors of  
The Fertilisers and Chemicals Travancore Limited**

**Report on the Audit of the Standalone Annual Financial Results**

**Opinion**

We have audited the accompanying Statement of Standalone Annual Financial Results of **The FERTILISERS AND CHEMICALS TRAVANCORE LIMITED** (hereinafter referred to as "the Company") for the year ended March 31, 2023 attached herewith, being submitted by the Company pursuant to the requirements of Regulation 33 of the Securities and Exchange Board of India (Listing Obligations and Disclosure Requirements) Regulations, 2015 as amended (The "Listing Regulations").

In our opinion and to the best of our information and according to the explanations given to us, the annual financial results:


- (i) are presented in accordance with the requirements of Regulation 33 of the Listing Regulations; and
- (ii) gives a true and fair view in conformity with the recognition and measurement principles laid down in the applicable Indian Accounting Standards ("Ind AS") prescribed under Section 133 of the Companies Act, 2013 ("the Act"), read with relevant rules issued thereunder, and other accounting principles generally accepted in India, of the standalone net profit after tax and total comprehensive income and other financial information of the Company for the year ended March 31, 2023.

**Basis for Opinion**

We have conducted our audit in accordance with the Standards on Auditing (SAs) specified under section 143(10) of the Companies Act, 2013 ("the Act"). Our responsibilities under those Standards are further described in the Auditor's Responsibilities for the Audit of the Standalone Annual Financial Results section of our report. We are independent of the Company, in accordance with the Code of Ethics issued by the Institute of Chartered Accountants of India ("the ICAI") together with the ethical requirements that are relevant to our audit of the financial statements under the provisions of the Securities and Exchange Board of India (Listing Obligations and Disclosure Requirements) Regulations, 2015 Act, and the Rules thereunder, and we have fulfilled our other ethical responsibilities in accordance with these requirements and the ICAI's Code of Ethics. We believe that the audit evidence obtained by us is sufficient and appropriate to provide a basis for our opinion on the standalone annual financial results.

**Responsibilities of Management and Board of Directors for Standalone Annual Financial Results**

These standalone annual financial results have been prepared on the basis of the standalone annual financial statements and has been approved by the Company's Board of Directors. The Company's Management and Board of Directors is responsible for the preparation and presentation of these standalone annual financial results that give a true and fair view of the net profit /loss and other comprehensive income and other financial information of the Company in accordance with the recognition and measurement principles laid down in Ind AS prescribed under Section 133 of the Act, read with relevant rules issued there under and other accounting principles generally accepted in India and in compliance with Regulation 33 of the Listing Regulations. This responsibility also includes maintenance of



adequate accounting records in accordance with the provisions of the Act for safeguarding of the assets of the Company and for preventing and detecting frauds and other irregularities; selection and application of appropriate accounting policies; making judgments and estimates that are reasonable and prudent; and design, implementation and maintenance of adequate internal financial controls that were operating effectively for ensuring the accuracy and completeness of the accounting records, relevant to the preparation and presentation of the statement that give a true and fair view and are free from material misstatement, whether due to fraud or error.

In preparing the standalone annual financial results, the Management and Board of Directors is responsible for assessing the Company's ability to continue as a going concern, disclosing, as applicable, matters related to going concern and using the going concern basis of accounting unless the Board of Directors either intends to liquidate the Company or to cease operations, or has no realistic alternative but to do so.

The Board of Directors are also responsible for overseeing the Company's financial reporting process.

### **Auditor's Responsibilities for the Audit of the Standalone Annual Financial Results**


Our objectives are to obtain reasonable assurance about whether the standalone annual financial results as a whole are free from material misstatement, whether due to fraud or error, and to issue an auditor's report that includes our opinion.

Reasonable assurance is a high level of assurance, but is not a guarantee that an audit conducted in accordance with SAs will always detect a material misstatement when it exists. Misstatements can arise from fraud or error and are considered material if, individually or in the aggregate, they could reasonably be expected to influence the economic decisions of users taken on the basis of this standalone annual financial results.

As part of an audit in accordance with SAs, we exercise professional judgment and maintain professional skepticism throughout the audit. We also:

- Identify and assess the risks of material misstatement of the standalone annual financial results whether due to fraud or error, design and perform audit procedures responsive to those risks, and obtain audit evidence that is sufficient and appropriate to provide a basis for our opinion. The risk of not detecting a material misstatement resulting from fraud is higher than for one resulting from error, as fraud may involve collusion, forgery, intentional omissions, misrepresentations, or the override of internal control.
- Obtain an understanding of internal control relevant to the audit in order to design audit procedures that are appropriate in the circumstances. Under section 143(3)(i) of the Act, we are also responsible for expressing our opinion whether, the company has in place an adequate internal financial control with reference to financial statements and the operating effectiveness of such controls.
- Evaluate the appropriateness of accounting policies used and the reasonableness of accounting estimates and related disclosures in the standalone annual financial results made by the management.
- Conclude on the appropriateness of the Management and Board of Directors use of the going concern basis of accounting and, based on the audit evidence obtained, whether a material uncertainty exists related to events or conditions that may cast significant doubt on the Company's ability to continue as a going concern. If we conclude that a material uncertainty exists, we are required to draw attention in our auditor's report to the related disclosures in the standalone annual financial results or, if such disclosures are inadequate, to modify our opinion. Our conclusions are based on the audit evidence obtained up to the date of our auditor's report. However, future events or conditions may cause the Company to cease to continue as a going concern.
- Evaluate the overall presentation, structure and content of the standalone annual financial results, including the disclosures, and whether the standalone annual financial results represent the underlying transactions and events in a manner that achieves fair presentation.

We communicate with those charged with governance regarding, among other matters, the planned scope and timing of the audit and significant audit findings, including any significant deficiencies in internal control that we identify during our audit.




We also provide those charged with governance with a statement that we have complied with relevant ethical requirements regarding independence, and to communicate with them all relationships and other matters that may reasonably be thought to bear on our independence, and where applicable, related safeguards

#### Other Matters

1. We have not audited the financial statements of five states comprising marketing offices of the Company included in the standalone financial results of the Company, whose financial statements reflect total revenue of Rs 2,40,896.66 lakhs for the year ended on that date, as considered in the standalone financial results and total assets not quantifiable in the absence of certified trial balance of the areas as at March 31, 2023. The Company has submitted certain "financial schedules" only which have been audited by other auditors whose reports have been furnished to us by the Management and our opinion on the Statements, in so far as it relates to the amounts and disclosures included in respect of these States and our report, in so far as it relates to the aforesaid States, is based solely on the reports of other auditors.
2. The statement includes the financial results for the quarter ended March 31, 2023 being the balancing figures between the audited figures in respect of the full financial year and the published unaudited year-to-date figures up to the third quarter of the current financial year, which were subject to limited review by us.
3. The company does not have the required number of Independent Directors on its Board due to vacancy arising out of end of term of the existing independent directors, from June 2019 onwards hence being non-compliant with relevant Regulations of SEBI Listing Obligation and Disclosure Requirements (LODR) Regulations, 2015. A penalty had been levied on the Company for this non-compliance.
4. Confirmation in respect of the loan and interest due thereon on the Government of India loan amounting to Rs 3,20,458.24 lakhs outstanding as on March 31, 2023 has not been received.

Our opinion on the standalone Ind AS financial statements, is not modified in respect of the above matters, with respect to our reliance on the work done and the reports of the other auditors and the Standalone financial results / financial information certified by the Management, except on the scope limitation reported by other auditors due to non-provision of the trial balance of the States audited by them and their inability to ensure the correctness of the financial schedules due to this.

For K Venkatachalam Aiyer & Co.  
Chartered Accountants  
FRN: 004610S



CA V Ramachandran  
Partner  
Membership No: 020504  
UDIN: 23020504BGWUBT5828

Place: Kochi  
Date: May 5, 2023





**THE FERTILISERS AND CHEMICALS TRAVANCORE LIMITED**  
**REGISTERED OFFICE: ELOOR, UDYOGAMANDAL, KOCHI.**  
**CIN : L24129KL1943GOI000371**  
**Website: <http://www.fact.co.in>**

**STATEMENT OF STANDALONE AUDITED FINANCIAL RESULTS FOR THE QUARTER AND YEAR ENDED 31ST MARCH 2023**

		Rs. in lakhs				
	Particulars	Quarter ended			Year Ended	
		31.03.2023	31.12.2022	31.03.2022	31.03.2023	31.03.2022
		Unaudited	Unaudited	Unaudited	Audited	Audited
I.	Revenue from operations	124884	172194	169255	619815	442480
II.	<b>Other income</b>	<b>5189</b>	<b>3557</b>	<b>2887</b>	<b>13558</b>	<b>11124</b>
III.	<b>Total income (I+II)</b>	<b>130073</b>	<b>175751</b>	<b>172142</b>	<b>633373</b>	<b>453604</b>
IV.	Expenses					
	(a) Cost of materials consumed	92011	109069	95457	417898	277086
	(b) Purchases of stock-in-trade	104	173	-9	504	298
	(c) Changes in inventories of finished goods, work-in-progress and stock-in-trade	-32031	-2830	10573	-44895	656
	(d) Employee benefits expense	8105	7155	6117	28819	23176
	(e) Finance costs	6129	6202	5973	24734	24441
	(f) Depreciation and amortization expense	915	712	878	3011	2719
	(g) Other expenses	38280	38691	27449	142003	81684
	<b>Total expenses</b>	<b>113513</b>	<b>159172</b>	<b>146438</b>	<b>572074</b>	<b>410060</b>
V.	Profit / (Loss) before exceptional items and tax (III-IV)	16560	16579	25704	61299	43544
VI.	Exceptional items	-	-	-3050	-	-8906
VII.	<b>Profit/(Loss) before tax (V+VI)</b>	<b>16560</b>	<b>16579</b>	<b>22654</b>	<b>61299</b>	<b>34638</b>
VIII.	Tax expense					
	(1) Current tax	-	-	-	-	-
	(2) Deferred tax	-	-	-	-	-
IX.	Profit / (Loss) for the period from continuing Operations (VII-VIII)	16560	16579	22654	61299	34638
X.	Profit / (Loss) for the period from discontinuing Operations	-	-	-	-	-
XI.	Tax Expenses of discontinued Operations	-	-	-	-	-
XII.	Profit / (Loss) for the period from discontinued Operations after Tax	-	-	-	-	-
XIII.	<b>Profit / (Loss) for the period (IX+XII)</b>	<b>16560</b>	<b>16579</b>	<b>22654</b>	<b>61299</b>	<b>34638</b>
XIV.	Other comprehensive Income					
	i. Items that will not be reclassified to Profit & Loss	135	5	-93	1497	1161
	ii. Remeasurement of defined benefit plan	-1017	-591	448	-1608	448
XV.	<b>Total comprehensive Income for the period (XIII+XIV) (Comprising of profit (Loss) and Other Comprehensive Income for the period)</b>	<b>15678</b>	<b>15993</b>	<b>23009</b>	<b>61188</b>	<b>36247</b>
XVI.	Reserves excluding Revaluation Reserves as per balance sheet of Previous Accounting Year	-	-	-	62682	1495
XVII.	Paid-up Equity Share Capital (Face Value of the Share is Rs. 10 per Share)	64707	64707	64707	64707	64707
XVIII.	Earnings per equity share of Rs 10 each (not Annualised)					
	(1) Basic -Rs	2.56	2.56	3.50	9.47	5.35
	(2) Diluted -Rs	2.56	2.56	3.50	9.47	5.35

एस शक्तिमणि/ S. SAKTHIMANI  
 निदेशक (वित्त)/Director (Finance)  
 दि फर्टिलाइज़र्स एण्ड केमिकल्स ट्रावन्कोर लिमिटेड  
 THE FERTILISERS AND CHEMICALS TRAVANCORE LIMITED  
 एडुयोगमंडल / Udyogamandal- 683 50  
 कोची / कोच्चി / कोल्ल / Kerala, INDIA




THE FERTILISERS AND CHEMICALS TRAVANCORE LIMITED  
REGISTERED OFFICE: ELOOR, UDYOGAMANDAL, KOCHI.  
CIN : L24129KL1943GOI000371  
Website: <http://www.fact.co.in>

STANDALONE AUDITED FINANCIAL RESULTS SHOWING SEGMENT WISE REVENUE, RESULTS & CAPITAL EMPLOYED FOR THE QUARTER AND YEAR ENDED 31ST MARCH 2023

(Rs.in Lakh)

Particulars	Quarter ended			Year Ended	
	31.03.2023	31.12.2022	31.03.2022	31.03.2023	31.03.2022
	Unaudited	Unaudited	Unaudited	Audited	Audited
<b>1.Segment Revenue</b>					
a)Fertiliser:-	104100	153475	144313	543715	402054
b)Petrochemical:-	21466	18950	24510	77451	40931
c)Unallocated:-	2465	505	1489	3978	3122
Less: Inter Segment Revenue	1765	394	397	2998	1495
Gross sales/Income from Operations	126266	172536	169915	622146	444612
<b>2.Segment Results</b>					
Profit (+) / Loss (-) before tax and Finance cost					
a)Fertiliser:-	37038	25436	50032	108725	77759
b)Petrochemical:-	-6566	-4592	-5058	-17116	-6202
c)Unallocated:-	-17978	8	-22443	-18030	-22407
<b>Total</b>	<b>12495</b>	<b>20852</b>	<b>22531</b>	<b>73579</b>	<b>49150</b>
Less					
i.Finance cost	6129	6202	5973	24734	24441
ii.Other un-allocable expenditure-net of un-allocable income	-6386	1286	-3869	-1226	-937
Add					
iii) Interest Income	3808	3215	2227	11227	8992
<b>Total Profit/(Loss) Before Tax</b>	<b>16560</b>	<b>16579</b>	<b>22654</b>	<b>61299</b>	<b>34638</b>
<b>3a. SEGMENT ASSETS</b>	<b>As on 31.03.2023</b>	<b>As on 31.12.2022</b>	<b>As on 31.03.2022</b>	<b>As on 31.03.2023</b>	<b>As on 31.03.2022</b>
a)Fertiliser	428747	425663	413119	428747	413119
b)Petrochemical	37927	81097	26905	37927	26905
c) Others	66298	24826	29552	66298	29552
	<b>532972</b>	<b>531586</b>	<b>469576</b>	<b>532972</b>	<b>469576</b>
<b>3b. SEGMENT LIABILITIES</b>					
a)Fertiliser	120902	191318	137771	120902	137771
b)Petrochemical	16688	38829	12516	16688	12516
c) Others	274647	195107	255777	274647	255777
	<b>412237</b>	<b>425254</b>	<b>406064</b>	<b>412237</b>	<b>406064</b>
<b>3c.SEGMENT CAPITAL EMPLOYED (SEGMENT ASSETS - SEGMENT LIABILITIES)</b>					
a)Fertiliser	307845	234345	275348	307845	275348
b)Petrochemical	21239	42268	14389	21239	14389
c) Others	-208349	-170281	-226225	-208349	-226225
<b>Total</b>	<b>120735</b>	<b>106332</b>	<b>63512</b>	<b>120735</b>	<b>63512</b>

Segment results are prepared based on the method consistently followed by the Company.

  
एस शक्तिमणि / S. SAKTHIMANI  
निदेशक (वित्त) / Director (Finance)  
दिव फर्टिलाइजर्स एण्ड केमिकल्स ट्रावन्कोर लिमिटेड  
THE FERTILISERS AND CHEMICALS TRAVANCORE LIMITED  
उद्योगमंडल / Udyogamandal- 683 501  
कोची / Kochi, केरल / Kerala, भारत / India



# FACT

THE FERTILISERS AND CHEMICALS TRAVANCORE LIMITED

REGISTERED OFFICE: ELOOR, UDYOGAMANDAL, KOCHI.

CIN : L24129KL1943GOI000371

Website: <http://www.fact.co.in>

STANDALONE AUDITED FINANCIAL RESULTS SHOWING SEGMENT WISE REVENUE, RESULTS & CAPITAL EMPLOYED FOR THE  
QUARTER AND YEAR ENDED 31<sup>ST</sup> MARCH 2023.

## Notes:

1. These results have been reviewed by the Audit committee and approved by the Board of Directors at their respective meetings held on 5<sup>th</sup> May, 2023.
2. Auditors have given opinion on the financial results of the Company for the quarter and year ended 31.03.2023.
3. The figures of the last quarter are the balancing figures between the audited figures in respect of full financial year and the year to date figures upto the third quarter of the financial year.
4. Provision has been made towards impairment of financial assets: Provision has been created for Rs.183.01 Cr in view of the uncertainty in getting reimbursement of Value Added Tax (VAT) paid on Regasified Liquefied Natural Gas (RLNG) from the Government of Kerala. The expenses incurred on KVAT on the RLNG procurement during the year 2022-23 has been accounted as consumption of Raw material / fuel in the Statement of Profit & Loss.
5. Based on the order from Government of India, the Company has implemented 2017 pay revision with effect from 01.04.2022 for the Board level, below Board level executives, Non-Unionised supervisors and workmen during the Financial Year 2022-23. An amount of Rs.25.07 Cr has been provided towards Performance Related Pay for the Financial Year 2022-23.
6. During the year 2019-20, Company had sold 481.79 acres of Land, as approved by Govt. of India at the rate of ₹ 1 Crore per acre for 150 Acres (in lieu of promise in MOU to accord free hold right over 143.22 acres of lease hold land by the Government of Kerala) and remaining 331.79 acres @ ₹ 2.4758 Crore per acre. Government of Kerala vide order No.GO(MS)No.132/2022/RD dated 17.05.2022, has accorded approval for unconditional assignment of 143.22 acres of land. Pending issue of the title deed and other formalities in connection with the conversion, Company continued the classification of said land as lease hold land till 31.12.2022. However, based on the order received from Revenue Department of the Government of Kerala for conversion of freehold right, the land has been revalued at a fair value of Rs 479.56 Cr and the recognized in the Financial year 2019-20. The same has been classified under Property, Plant and Equipment as restatement of opening balance as on 01.04.2021.
7. Recognition of the Company's share of profit/loss in its Joint Ventures: As the Company has fully provided the value of investment in FACT – RCF Building Products Limited, separate recognition of its share of losses is not required now.
8. Subsidy portion of the stock with dealers, pending sale to ultimate beneficiary as on March 31, 2023 is recognized on 90% recoverability basis considering 50% of the subsidy rates prevailing as on March 31, 2023 on account of fall in raw material prices and pending announcement of subsidy rates for the year 2023-24. This will have an effect in the calculation of accrued income(subsidy) and Net Realisable Value of Finished Goods.
9. The figures for the corresponding previous periods have been regrouped/reclassified, wherever found necessary, to confirm to current period presentation.

**S.Sakthimani.**

Kochi

Date: 05.05.2023

Director (Finance) & Chief Financial Officer

THE FERTILISERS AND CHEMICALS TRAVANCORE LIMITED

REGISTERED OFFICE: ELOOR, UDYOGAMANDAL, KOCHI.

CIN : L24129KL1943GOI000371

Website: <http://www.fact.co.in>



THE FERTILISERS AND CHEMICALS TRAVANCORE LIMITED

REGISTERED OFFICE: ELOOR, UDYOGAMANDAL, KOCHI.

CIN : L24129KL1943GOI000371

Website: <http://www.fact.co.in>

Statement of Assets and Liabilities (Standalone) as at 31st March 2023

(Rs.Lakh)

Particulars	As at 31.03.2023	As at 31.03.2022
	Audited	Audited
<b>ASSETS</b>		
<b>NON CURRENT ASSETS</b>		
Property, Plant and Equipment	78,166.94	78,227.21
Capital Work in Progress	10,459.40	4,251.40
Investment Property	5.77	5.77
Right-of-use assets	3,159.87	3,256.99
<b>Other Intangible Assets</b>	<b>45.68</b>	<b>76.47</b>
<b>Financial Assets</b>		
Investments		407.99
(i) Investments in Associates & Joint ventures		
(ii) Other Investments	11,286.23	9,380.47
Loans	-	3.28
Other Financial Assets	12,718.04	928.65
Other Non Current Assets	1,518.09	-
	<b>1,17,360.02</b>	<b>96,538.23</b>
<b>CURRENT ASSETS</b>		
Inventories	97,812.18	66,179.70
<b>Financial Assets</b>		
Trade Receivables	47,887.48	17,522.98
Cash and Cash equivalents	4,957.83	18,205.92
Other Bank Balances	2,26,989.30	1,69,440.47
Other Financial Assets	18,756.23	55,475.06
Current Tax Assets	182.85	232.55
Other Current Assets	25,419.77	46,268.79
	<b>4,22,005.64</b>	<b>3,73,325.47</b>
Non-current Assets held for Disposal	4,065.02	4,065.02
<b>TOTAL ASSETS</b>	<b>5,43,430.68</b>	<b>4,73,928.72</b>
<b>EQUITY AND LIABILITIES</b>		
<b>EQUITY</b>		
Equity Share Capital	64,707.20	64,707.20
Other Equity	62,682.46	1,495.44
	<b>1,27,389.68</b>	<b>66,202.64</b>
<b>LIABILITIES</b>		
<b>NON CURRENT LIABILITIES</b>		
<b>Financial Liabilities</b>		
Borrowings	510.00	1,020.00
Lease Liabilities	2,985.82	2,966.79
Other Financial Liabilities	30.74	2,523.48
Provisions	19,003.53	18,142.77
Other Non Current Liabilities	1,128.96	1,140.89
	<b>23,659.05</b>	<b>25,793.93</b>
<b>CURRENT LIABILITIES</b>		
<b>Financial Liabilities</b>		
Borrowings	1,80,398.57	1,79,502.33
Lease Liabilities	276.68	268.76
Trade Payables		
(i) Dues to Micro, Small & Medium Enterprises	429.50	103.38
(ii) Dues to Others	37,372.87	57,694.74
Other Financial Liabilities	1,64,734.89	1,34,334.18
Other Current Liabilities	5,749.55	5,079.59
Provisions	3,419.89	4,949.17
	<b>3,92,381.95</b>	<b>3,81,932.15</b>
<b>TOTAL EQUITY AND LIABILITIES</b>	<b>5,43,430.68</b>	<b>4,73,928.72</b>

S Sakthimani

Director ( Finance ) & Chief Financial Officer

एस शक्तिमणि/ S. SAKTHIMANI

निदेशक (विन)/ Director (Finance)

दिए फर्टिलाइजर्स एण्ड केमिकल्स ट्रावन्कोर लिमिटेड  
THE FERTILISERS AND CHEMICALS TRAVANCORE LIMITED

37

कोची

**THE FERTILISERS AND CHEMICALS TRAVANCORE LIMITED**

REGISTERED OFFICE: ELOOR, UDYOGAMANDAL, KOCHI.


CIN : L24129KL1949GOI000371

Website: http://www.fact.co.in

**STANDALONE CASH FLOW STATEMENT FOR THE YEAR ENDED 31ST MARCH 2023**

Rs. in lakhs

Sl.no	Particulars	Year ended	Year ended
		31.03.2023	31.03.2022
		Audited	Audited
<b>A</b>	<b>Cash flow From Operating Activities</b>		
	Net Profit / (Loss) before Tax	61,298.52	34,637.55
	Adjustments for:		
	Depreciation / Impairment loss on Assets	3,011.13	2,718.71
	Exceptional items	-	8,906.20
	(Profit) / Loss on Sale of Asset	(838.28)	0.58
	Interest Income	(11,226.71)	(8,991.96)
	Dividend Income	(38.88)	(25.92)
	Interest and Finance Charges	24,733.73	24,440.68
	Provision for Doubtful Trade receivables	70.21	144.92
	Provision for Other Doubtful Receivables	18,301.45	-
	Provision for Bad / Doubtful Advances	2.32	39.40
	Provision for Obsolescence	2,394.53	193.22
	Amount written off- Deferred Government Grants	(0.94)	(0.93)
	Expenditure towards Corporate Social Responsibility	421.18	106.28
	Change in Provision	(2,276.83)	(1,094.51)
	Adjustment for Non cash items	(44.38)	(3.41)
	<b>Operating Profit before Working Capital Changes</b>	<b>95,807.05</b>	<b>61,070.81</b>
	Adjustment for :		
	Inventories	(34,027.01)	(14,808.96)
	Trade Receivables	(30,434.71)	(7,229.77)
	Loans	3.28	1.24
	Other Current Assets	2,545.25	(9,639.16)
	Other Non Current Assets	(1,518.09)	4.89
	Other Financial Assets	38,826.19	(35,426.87)
	Trade Payables	(19,995.75)	20,353.67
	Other liabilities	4,668.25	155.31
		(39,932.59)	(46,589.65)
	<b>Cash Generation from Operations</b>	<b>55,874.46</b>	<b>14,481.16</b>
	(Direct Tax Paid)/ Refund received	49.70	806.50
	Paid for Corporate Social Responsibility	(421.18)	(106.28)
	<b>Net Cash from Operating Activities</b>	<b>55,502.98</b>	<b>15,181.38</b>
<b>B</b>	<b>Cash Flow from Investing Activities</b>		
	Acquisition of Property, Plant and Equipment/CWIP	(9,267.66)	(6,381.98)
	Proceeds from the sale of Property, Plant and Equipment	1,154.86	0.27
	Acquisition of Intangible Assets	(9.80)	(3.11)
	(Investment in )/Withdrawal of Bank deposits	(69,338.22)	(18,281.26)
	Interest Received	9,119.35	8,937.29
	Dividend Received	38.88	25.92
	<b>Net Cash from Investing Activities</b>	<b>(68,302.59)</b>	<b>(15,702.87)</b>
<b>C</b>	<b>Cash Flow from Financing Activities</b>		
	Net Proceeds /(Repayment) of Working capital facilities and short term loans	386.24	1,433.58
	Interest Paid	(834.72)	(584.63)
	<b>Net Cash from Financing Activities</b>	<b>(448.48)</b>	<b>848.95</b>
	<b>Net increase in cash and Cash Equivalent (A+B+C)</b>	<b>(13,248.09)</b>	<b>327.46</b>
	<b>Cash and Cash Equivalent as at 1st April (Opening Balance)</b>	<b>18,205.92</b>	<b>17,878.46</b>
	<b>Cash and Cash Equivalent as at 31st March (Closing Balance)</b>	<b>4,957.83</b>	<b>18,205.92</b>
	Closing Cash and Cash Equivalents		
	<b>Represented By :</b>		
	Cash on hand	2.66	2.33
	Balances with Banks	22.09	286.08
	Deposit with Bank (less than 3 month maturity)	4,933.08	17,917.51
	<b>Total</b>	<b>4,957.83</b>	<b>18,205.92</b>



**S. Sakthimani**  
 Director (Finance) & Chief Financial Officer

മി. ഫെർട്ടിലൈസേഴ്സ് ആൻഡ് കെമിക്കൽസ് ട്രാവൻകോർ ലിമിറ്റേഡ്  
 THE FERTILISERS AND CHEMICALS TRAVANCORE LIMITED  
 ഓഫീസ്/Office: Eloor, Udyogamandal-683 511  
 കോച്ചി, കേരളം/Kochi, Kerala, India. Phone: 0471-2511111



**K. VENKATACHALAM AIYER & Co.**  
**CHARTERED ACCOUNTANTS**

No. 30 "AADARSH", (First Floor), Next to CA.  
Institute)  
Indrani Nagar, Palakkad • 678 012  
Off : 0491 – 2578063, 09349601128  
E-Mail : chandrufca@gmail.com

Also at : Bangalore, Delhi, Ernakulam, Kottayam, Kollam & Trivandrum

**INDEPENDENT AUDITORS' REPORT**

**To the Board of Directors of  
The Fertilisers and Chemicals Travancore Limited**

**Report on the Audit of the Consolidated Annual Financial Results**

**Opinion**

We have audited the accompanying statement of consolidated financial results of **The FERTILISERS AND CHEMICALS TRAVANCORE LIMITED** (hereinafter referred to as "the Company") and its share of the net profit/loss after tax and total comprehensive income/loss of its joint venture (the company and its joint venture together referred to as "the Group") for the year ended March 31, 2023 attached herewith, being submitted by the Company pursuant to the requirements of Regulation 33 of the Securities and Exchange Board of India (Listing Obligations and Disclosure Requirements) Regulations, 2015 as amended (The "Listing Regulations").

In our opinion and to the best of our information and according to the explanations given to us and based on the consideration of the reports of other auditors on separate audited financial statements/financial results of the joint venture, as referred to in other matters section below, the annual financial results:

(i) Includes the annual financial results of the following entities;

Company : The Fertilisers and Chemicals Travancore Limited;  
Joint Venture : FACT-RCF Building Products Ltd (Refer note #7)

(ii) are presented in accordance with the requirements of Regulation 33 of the Listing Regulations in this regard; and

(iii) gives a true and fair view in conformity with the recognition and measurement principals laid down in the applicable Indian Accounting Standards ("Ind AS") prescribed under Section 133 of the Companies Act, 2013 ("the Act"), read with relevant rules issued there under, and other accounting principles generally accepted in India, of the consolidated net profit after tax and other comprehensive income and other financial information of the Group for the year ended March 31, 2023



## **Basis for Opinion**

We have conducted our audit in accordance with the Standards on Auditing (SAs) specified under section 143(10) of the Companies Act, 2013 ("the Act"). Our responsibilities under those Standards are further described in the Auditor's Responsibilities for the Audit of the Consolidated Annual Financial Results section of our report. We are independent of the Company, in accordance with the Code of Ethics issued by the Institute of Chartered Accountants of India ("the ICAI") together with the ethical requirements that are relevant to our audit of the financial statements under the provisions of the Securities and Exchange Board of India (Listing Obligations and Disclosure Requirements) Regulations, 2015 Act, and the Rules thereunder, and we have fulfilled our other ethical responsibilities in accordance with these requirements and the ICAI's Code of Ethics. We believe that the audit evidence obtained by us is sufficient and appropriate to provide a basis for our opinion on the consolidated annual financial results.

## **Responsibilities of Management and Board of Directors for Consolidated Annual Financial Results**

These consolidated annual financial results, which is the responsibility of the Company's Management and has been approved by the Company's Board of Directors, has been prepared on the basis of the consolidated annual financial statements. The Company's Board of Directors is responsible for the preparation and presentation of the statement that give a true and fair view of the consolidated net profit /loss after tax and other comprehensive income, and other financial information of the Company in accordance with the recognition and measurement principles laid down in Ind AS prescribed under Section 133 of the Act, read with relevant rules issued there under and other accounting principles generally accepted in India and in compliance with Regulation 33 of the Listing Regulations. The respective Management and Board of Directors of the companies included in the Group are responsible for maintenance of adequate accounting records in accordance with the provisions of the Act, for safeguarding of the assets of the Group, and for preventing and detecting frauds and other irregularities; selection and application of appropriate accounting policies; making judgments and estimates that are reasonable and prudent; and design, implementation and maintenance of adequate internal financial controls, that were operating effectively, for ensuring the accuracy and completeness of the accounting records, relevant to the preparation and presentation of the financial results, that give a true and fair view and are free from material misstatement, whether due to fraud or error, which have been used for the purpose of preparation of the consolidated annual financial results by the Directors of the Company, as aforesaid.

In preparing the consolidated annual financial results, the respective Management and Board of Directors of the companies included in the Group are responsible for assessing the ability of the respective entities to continue as a going concern, disclosing, as applicable, matters related to going concern and using the going concern basis of accounting unless the respective Board of Directors either intends to liquidate the Company or to cease operations, or has no realistic alternative but to do so.

The respective Board of Directors of the companies included in the Group are also responsible for overseeing the financial reporting process of each company

## **Auditor's Responsibilities for the Audit of the Consolidated Annual Financial Results**

Our objectives are to obtain reasonable assurance about whether the statement as a whole is free from material misstatement, whether due to fraud or error, and to issue an auditor's report that includes our opinion. Reasonable assurance is a high level of assurance, but is not a guarantee that an audit conducted in accordance with SAs will always detect a material misstatement when it exists. Misstatements can arise from fraud or error and are considered material if, individually or in the aggregate, they could reasonably be expected to influence the economic decisions of users taken on the basis of this statement.

As part of an audit in accordance with SAs, we exercise professional judgment and maintain professional skepticism throughout the audit. We also:

- Identify and assess the risks of material misstatement of the Consolidated financial results, whether due to fraud or error, design and perform audit procedures responsive to those risks, and obtain audit evidence that is sufficient and appropriate to provide a basis for our opinion. The risk of not detecting a material misstatement resulting from fraud is higher than for one resulting from error, as fraud may involve collusion, forgery, intentional omissions, misrepresentations, or the override of internal controls.
- Obtain an understanding of internal controls relevant to the audit in order to design audit procedures that are appropriate in the circumstances, under section 143(3)(i) of the Act, we are also responsible for expressing our opinion on whether the company has in place adequate internal financial controls with reference to financial statements and the operating effectiveness of such controls.

- Evaluate the appropriateness of accounting policies used and the reasonableness of accounting estimates made by the management.
- Conclude on the appropriateness of the Management and Board of Directors use of the going concern basis of accounting and, based on the audit evidence obtained, whether a material uncertainty exists related to events or conditions that may cast significant doubt on the ability of the Company to continue as a going concern. If we conclude that a material uncertainty exists, we are required to draw attention in our auditor's report to the related disclosures in the statement or, if such disclosures are inadequate, to modify our opinion. Our conclusions are based on the audit evidence obtained up to the date of our auditor's report. However, future events or conditions may cause the Company to cease to continue as a going concern.
- Evaluate the overall presentation, structure and content of the consolidated annual financial results, including the disclosures, and whether the consolidated annual financial results represent the underlying transactions and events in a manner that achieves fair presentation.
- Obtain sufficient appropriate audit evidence regarding the financial statements/ financial results of the Group to express an opinion on the consolidated annual financial results. We are responsible for the direction, supervision and performance of the audit of the financial information of such entities included in the consolidated annual financial results, of which we are the independent auditors. For the other entities included in the consolidated annual financial results, which have been audited by other auditors, such other auditors remain responsible for the direction, supervision and performance of the audits carried out by them. We remain solely responsible for our audit opinion. Our responsibilities in this regard are further described in sub paragraph 1 of the Other Matters paragraph in this audit report.


We communicate with those charged with governance of the Company regarding, among other matters, the planned scope and timing of the audit and significant audit findings, including any significant deficiencies in internal control that we identify during our audit.

We also provide those charged with governance with a statement that we have complied with relevant ethical requirements regarding independence, and to communicate with them all relationships and other matters that may reasonably be thought to bear on our independence, and where applicable, related safeguards

We also performed procedures in accordance with the circular issued by the Securities and Exchange Board of India under Regulation 33(8) of the Listing Regulations, to the extent applicable.

#### **Other Matters**


1. We did not audit the financial statements of five states comprising marketing offices of the Company included in the consolidated financial results of the Company, whose financial statements reflect total revenue of Rs 2,40,89.66 lakhs for the year ended on that date, as considered in the consolidated financial results and total assets not quantifiable in the absence of certified trial balance of the areas as at March 31, 2023. The Company has submitted certain "financial schedules" only which have been audited by other auditors whose reports have been furnished to us by the Management and our opinion on the Consolidated financial results, in so far as it relates to the amounts and disclosures included in respect of these States and our report, in so far as it relates to the aforesaid States, is based solely on the reports of other auditors.
2. The consolidated annual financial results include the Company's share of total comprehensive income for the year ended March 31, 2023 in respect of the joint venture (due to the reason stated in Note #7), whose financial statements/ financial results have not been audited by us. These financial statement/financial results have been audited by other auditors whose reports have been furnished to us by the Management and our opinion on the Statement, in so far as it relates to the amounts and disclosures included in respect of these jointly controlled entities, is based solely on the reports of the other auditors and the procedures performed by us as stated in Auditors' Responsibilities for the audit of the Consolidated Annual Financial Result section.
3. The statement includes the financial results for the quarter ended March 31, 2023 being the balancing figures between the audited figures in respect of the full financial year and the published unaudited year-to-date figures up to the third quarter of the current financial year, which were subject to limited review by us.



4. Confirmation in respect of the loan and interest due thereon on the Government of India loan amounting to Rs 3,20,458.24 lakhs outstanding as on March 31, 2023 has not been received.

Our opinion on the Consolidated annual financial results, is not modified in respect of the above matters, with respect to our reliance on the work done and the reports of the other auditors and the Consolidated annual financial results/ financial information certified by the Management, except on the scope limitation reported by other auditors due to non-provision of the trial balance of the States audited by them and their inability to ensure the correctness of the financial schedules due to this.

For K Venkatachalam Aiyer & Co.  
Chartered Accountants  
FRN: 004610S



CA V Ramachandran  
Partner  
Membership No: 020504  
UDIN: 23020504BGWUBU6816

Place: Kochi  
Date: May 5, 2023





THE FERTILISERS AND CHEMICALS TRAVANCORE LIMITED  
REGISTERED OFFICE: ELOOR, UDYOGAMANDAL, KOCHI.  
CIN : L24129KL1943GOI000371  
Website: <http://www.fact.co.in>

STATEMENT OF CONSOLIDATED AUDITED FINANCIAL RESULTS FOR THE QUARTER AND YEAR ENDED 31ST MARCH 2023

Rs. in lakhs

Particulars	Quarter ended			Year Ended	
	31.03.2023	31.12.2022	31.03.2022	31.03.2023	31.03.2022
	Unaudited	Unaudited	Unaudited	Audited	Audited
I. Revenue from operations	124884	172194	169255	619815	442480
II. Other income	5189	3557	2887	13558	11124
III. Total income (I+II)	130073	175751	172142	633373	453604
IV. Expenses					
(a) Cost of materials consumed	92011	109069	95457	417898	277086
(b) Purchases of stock-in-trade	104	173	-9	504	298
(c) Changes in inventories of finished goods, work-in-progress and stock-in-trade	-32031	-2830	10573	-44895	656
(d) Employee benefits expense	8105	7155	6117	28819	23176
(e) Finance costs	6129	6202	5973	24734	24441
(f) Depreciation and amortization expense	915	712	878	3011	2719
(g) Other expenses	38280	38691	27449	142003	81684
Total expenses	113513	159172	146438	572074	410060
V. Profit / (Loss) before exceptional items and tax (III-IV)	16560	16579	25704	61299	43544
VI. Exceptional items	-	-	-3050	0	-8906
VII. Profit/(Loss) before tax (V+VI)	16560	16579	22654	61299	34638
VIII. Tax expense					
(1) Current tax	-	-	-	-	-
(2) Deferred tax	-	-	-	-	-
IX. Profit/(Loss) for the period from continuing Operations (VII-VIII)	16560	16579	22654	61299	34638
X. Profit/(Loss) for the period from discontinuing Operations	-	-	-	-	-
XI. Tax Expenses of discontinued Operations	-	-	-	-	-
XII. Profit/(Loss) for the period from discontinued Operations after Tax	-	-	-	-	-
XIII. Profit/(Loss) for the period (IX+XII)	16560	16579	22654	61299	34638
XIV. Other comprehensive Income					
i. Items that will not be reclassified to Profit & Loss	135	5	-93	1497	1161
ii. Remeasurement of defined benefit plan	-1017	-591	448	-1608	448
XV. Total comprehensive Income for the period (XIII+XIV) (Comprising of profit (Loss) and Other Comprehensive Income for the period)	15678	15993	23009	61188	36247
XVI. Reserves excluding Revaluation Reserves as per balance sheet of Previous Accounting Year	-	-	-	62682	1495
XVII. Paid-up Equity Share Capital (Face Value of the Share is Rs. 10 per Share)	64707	64707	64707	64707	64707
XVIII. Earnings per equity share of Rs 10 each (not Annualised)					
(1) Basic -Rs	2.56	2.56	3.50	9.47	5.35
(2) Diluted -Rs	2.56	2.56	3.50	9.47	5.35

एस सक्तिमणि / S. SAKTİMĀNĪ  
निदेशक (विन)  
दि ३१ मार्च २०२३



THE FERTILISERS AND CHEMICALS TRAVANCORE LIMITED

REGISTERED OFFICE: ELOOR, UDYOGAMANDAL, KOCHI.

CIN : L24129KL1943GOI000371


Website: <http://www.fact.co.in>

**CONSOLIDATED AUDITED FINANCIAL RESULTS SHOWING SEGMENT WISE REVENUE, RESULTS & CAPITAL EMPLOYED FOR THE QUARTER AND YEAR ENDED 31ST MARCH 2023**

(Rs. in Lakh)

Particulars	Quarter ended			Year ended	
	31.03.2023	31.12.2022	31.03.2022	31.03.2023	31.03.2022
	Unaudited	Unaudited	Unaudited	Audited	Audited
<b>1. Segment Revenue</b>					
a) Fertiliser:-	104100	153475	144313	543715	402054
b) Petrochemical:-	21466	18950	24510	77451	40931
c) Unallocated:-	2465	505	1489	3978	3122
Less: Inter Segment Revenue	1765	394	397	2998	1495
Gross sales/Income from Operations	126266	172536	169915	622146	444612
<b>2. Segment Results</b>					
Profit (+) / Loss (-) before tax and Finance cost					
a) Fertiliser:-	37038	25436	50032	108725	77759
b) Petrochemical:-	-6566	-4592	-5058	-17116	-6202
c) Unallocated:-	-17978	8	-22443	-18030	-22407
<b>Total</b>	<b>12495</b>	<b>20852</b>	<b>22531</b>	<b>73579</b>	<b>49150</b>
Less					
i. Finance cost	6129	6202	5973	24734	24441
ii. Other un-allocable expenditure-net of un-allocable income	-6386	1286	-3869	-1226	-937
Add					
iii) Interest Income	3808	3215	2227	11227	8992
<b>Total Profit/(Loss) Before Tax</b>	<b>16560</b>	<b>16579</b>	<b>22654</b>	<b>61299</b>	<b>34638</b>
<b>3a. SEGMENT ASSETS</b>	<b>As on 31.03.2023</b>	<b>As on 31.12.2022</b>	<b>As on 31.03.2022</b>	<b>As on 31.03.2023</b>	<b>As on 31.03.2022</b>
a) Fertiliser	428747	425663	413119	428747	413119
b) Petrochemical	37927	81097	26905	37927	26905
c) Others	66298	24826	29552	66298	29552
	<b>532972</b>	<b>531586</b>	<b>469576</b>	<b>532972</b>	<b>469576</b>
<b>3b. SEGMENT LIABILITIES</b>					
a) Fertiliser	120902	191318	137771	120902	137771
b) Petrochemical	16688	38829	12516	16688	12516
c) Others	274647	195107	255777	274647	255777
	<b>412237</b>	<b>425254</b>	<b>406064</b>	<b>412237</b>	<b>406064</b>
<b>3c. SEGMENT CAPITAL EMPLOYED (SEGMENT ASSETS - SEGMENT LIABILITIES)</b>					
a) Fertiliser	307845	234345	275348	307845	275348
b) Petrochemical	21239	42268	14389	21239	14389
c) Others	-208349	-170281	-226225	-208349	-226225
<b>Total</b>	<b>120735</b>	<b>106332</b>	<b>63512</b>	<b>120735</b>	<b>63512</b>

Segment results are prepared based on the method consistently followed by the Company.

  
एस शक्तिमणि / S. SAKTHIMANI  
निदेशक (वित्त) / Director (Finance)  
द्वि फर्टिलाइजर्स एण्ड केमिकल्स ट्रावन्कोर लिमिटेड  
THE FERTILISERS AND CHEMICALS TRAVANCORE LIMITED  
उद्योगमंडल / Udyogamandal- 683 601  
कोची, केरल / Kerala भारत / India



THE FERTILISERS AND CHEMICALS TRAVANCORE LIMITED

REGISTERED OFFICE: ELOOR, UDYOGAMANDAL, KOCHI.

CIN : L24129KL1943GOI000371

Website: <http://www.fact.co.in>

**CONSOLIDATED AUDITED FINANCIAL RESULTS SHOWING SEGMENT WISE REVENUE, RESULTS & CAPITAL EMPLOYED FOR THE QUARTER AND YEAR ENDED 31<sup>ST</sup> MARCH 2023.**

**Notes:**

1. These results have been reviewed by the Audit committee and approved by the Board of Directors at their respective meetings held on 5<sup>th</sup> May, 2023.
2. Auditors have given opinion on the financial results of the Company for the quarter and year ended 31.03.2023.
3. The figures of the last quarter are the balancing figures between the audited figures in respect of full financial year and the year to date figures upto the third quarter of the financial year.
4. Provision has been made towards impairment of financial assets: Provision has been created for Rs.183.01 Cr in view of the uncertainty in getting reimbursement of Value Added Tax (VAT) paid on Regasified Liquefied Natural Gas (RLNG) from the Government of Kerala. The expenses incurred on KVAT on the RLNG procurement during the year 2022-23 has been accounted as consumption of Raw material / fuel in the Statement of Profit & Loss.
5. Based on the order from Government of India, the Company has implemented 2017 pay revision with effect from 01.04.2022 for the Board level, below Board level executives, Non-Unionised supervisors and workmen during the Financial Year 2022-23. An amount of Rs.25.07 Cr has been provided towards Performance Related Pay for the Financial Year 2022-23.
6. During the year 2019-20, Company had sold 481.79 acres of Land, as approved by Govt. of India at the rate of ₹ 1 Crore per acre for 150 Acres (in lieu of promise in MOU to accord free hold right over 143.22 acres of lease hold land by the Government of Kerala) and remaining 331.79 acres @ ₹ 2.4758 Crore per acre. Government of Kerala vide order No.GO(MS)No.132/2022/RD dated 17.05.2022, has accorded approval for unconditional assignment of 143.22 acres of land. Pending issue of the title deed and other formalities in connection with the conversion, Company continued the classification of said land as lease hold land till 31.12.2022. However, based on the order received from Revenue Department of the Government of Kerala for conversion of freehold right, the land has been revalued at a fair value of Rs 479.56 Cr and the recognized in the Financial year 2019-20. The same has been classified under Property, Plant and Equipment as restatement of opening balance as on 01.04.2021.
7. Recognition of the Company's share of profit/loss in its Joint Ventures: As the Company has fully provided the value of investment in FACT – RCF Building Products Limited, separate recognition of its share of losses is not required now.
8. Subsidy portion of the stock with dealers, pending sale to ultimate beneficiary as on March 31, 2023 is recognized on 90% recoverability basis considering 50% of the subsidy rates prevailing as on March 31, 2023 on account of fall in raw material prices and pending announcement of subsidy rates for the year 2023-24. This will have an effect in the calculation of accrued income(subsidy) and Net Realisable Value of Finished Goods.
9. The figures for the corresponding previous periods have been regrouped/reclassified, wherever found necessary, to confirm to current period presentation.

Kochi

Date: 05.05.2023

S. Sakthimani  
निदेशक (वित्त)/Director (Finance)

दिए फर्टिलाइजर्स एण्ड केमिकल्स ट्रावन्कोर लिमिटेड

Director (Finance) & Chief Financial Officer



THE FERTILISERS AND CHEMICALS TRAVANCORE LIMITED  
REGISTERED OFFICE: ELOOR, UDYOGAMANDAL, KOCHI.

CIN : L24129KL1943GOI000371

Website: <http://www.fact.co.in>

Statement of Assets and Liabilities (Consolidated) as at 31st March 2023

(Rs. Lakh)

Particulars	As at 31.03.2023	As at 31.03.2022
	Audited	Audited
<b>ASSETS</b>		
<b>NON CURRENT ASSETS</b>		
Property, Plant and Equipment	78,166.94	78,227.21
Capital Work in Progress	10,459.40	4,251.40
Investment Property	5.77	5.77
Right-of-use assets	3,159.87	3,256.99
Other Intangible Assets	45.68	76.47
Financial Assets		
Investments		
(i) Investments in Associates & Joint ventures	-	407.99
(ii) Other Investments	11,286.23	9,380.47
Loans		3.28
Other Financial Assets	12,718.04	928.65
Other Non Current Assets	1,518.09	-
	1,17,360.02	96,538.23
<b>CURRENT ASSETS</b>		
Inventories	97,812.18	66,179.70
Financial Assets		
Trade Receivables	47,887.48	17,522.98
Cash and Cash equivalents	4,957.83	18,205.92
Other Bank Balances	2,26,989.30	1,69,440.47
Other Financial Assets	18,756.23	55,475.06
Current Tax Assets	182.85	232.55
Other Current Assets	25,419.77	46,268.79
	4,22,005.64	3,73,325.47
Non-current Assets held for Disposal	4,065.02	4,065.02
<b>TOTAL ASSETS</b>	<b>5,43,430.68</b>	<b>4,73,928.72</b>
<b>EQUITY AND LIABILITIES</b>		
<b>EQUITY</b>		
Equity Share Capital	64,707.20	64,707.20
Other Equity	62,682.48	1,495.44
	1,27,389.68	66,202.64
<b>LIABILITIES</b>		
<b>NON CURRENT LIABILITIES</b>		
Financial Liabilities		
Borrowings	510.00	1,020.00
Lease Liabilities	2,985.82	2,966.79
Other Financial Liabilities	30.74	2,523.48
Provisions	19,003.53	18,142.77
Other Non Current Liabilities	1,128.96	1,140.89
	23,659.05	25,793.93
<b>CURRENT LIABILITIES</b>		
Financial Liabilities		
Borrowings	1,80,398.57	1,79,502.33
Lease Liabilities	276.68	268.76
Trade Payables		
(i) Dues to Micro, Small & Medium Enterprises	429.50	103.38
(ii) Dues to Others	37,372.87	57,694.74
Other Financial Liabilities	1,64,734.89	1,34,334.18
Other Current Liabilities	5,749.55	5,079.59
Provisions	3,419.89	4,949.17
	3,92,381.95	3,81,932.15
<b>TOTAL EQUITY AND LIABILITIES</b>	<b>5,43,430.68</b>	<b>4,73,928.72</b>

S Sakhthimani

Director ( Finance ) & Chief Financial Officer

निदेशक ( वित्त ) / Director ( Finance )  
दिए फर्टिलिजर्स एंड केमिकल्स ट्रावन्कोर लिमिटेड  
THE FERTILISERS AND CHEMICALS TRAVANCORE LIMITED  
Eloor, Udyogamandal, Kochi - 683 001



THE FERTILISERS AND CHEMICALS TRAVANCORE LIMITED  
REGISTERED OFFICE: ELOOR, UDYOGAMANDAL, KOCHI.

CIN : L24129KL1943GOI000371

Website: <http://www.fact.co.in>

CONSOLIDATED CASH FLOW STATEMENT FOR THE YEAR ENDED 31ST MARCH 2023

Rs. in lakhs

Sl.no	Particulars	Year ended	Year ended
		31.03.2023	31.03.2022
		Audited	Audited
<b>A</b>	<b>Cash flow From Operating Activities</b>		
	Net Profit / (Loss) before Tax	61,298.52	34,637.55
	Adjustments for:		
	Depreciation / Impairment loss on Assets	3,011.13	2,718.71
	Exceptional items	-	8,906.20
	(Profit) / Loss on Sale of Asset	(838.28)	0.58
	Interest Income	(11,226.71)	(8,991.96)
	Dividend Income	(38.88)	(25.92)
	Interest and Finance Charges	24,733.73	24,440.68
	Provision for Doubtful Trade receivables	70.21	144.92
	Provision for Other Doubtful Receivables	18,301.45	-
	Provision for Bad / Doubtful Advances	2.32	39.40
	Provision for Obsolescence	2,394.53	193.22
	Amount written off- Deferred Government Grants	(0.94)	(0.93)
	Expenditure towards Corporate Social Responsibility	421.18	106.28
	Change in Provision	(2,276.83)	(1,094.51)
	Adjustment for Non cash items	(44.38)	(3.41)
		-	-
	Operating Profit before Working Capital Changes	95,807.05	61,070.81
	Adjustment for :		
	Inventories	(34,027.01)	(14,808.96)
	Trade Receivables	(30,434.71)	(7,229.77)
	Loans	3.28	1.24
	Other Current Assets	2,545.25	(9,639.16)
	Other Non Current Assets	(1,518.09)	4.89
	Other Financial Assets	38,826.19	(35,426.87)
	Trade Payables	(19,995.75)	20,353.67
	Other liabilities	4,668.25	155.31
		(39,932.59)	(46,589.65)
	Cash Generation from Operations	55,874.46	14,481.16
	(Direct Tax Paid)/ Refund received	49.70	806.50
	Paid for Corporate Social Responsibility	(421.18)	(106.28)
	Net Cash from Operating Activities	55,502.98	15,181.38
<b>B</b>	<b>Cash Flow from Investing Activities</b>		
	Acquisition of Property, Plant and Equipment/CWIP	(9,267.66)	(6,381.98)
	Proceeds from the sale of Property, Plant and Equipment	1,154.86	0.27
	Acquisition of Intangible Assets	(9.80)	(3.11)
	(Investment in )/Withdrawal of Bank deposits	(69,338.22)	(18,281.26)
	Interest Received	9,119.35	8,937.29
	Dividend Received	38.88	25.92
	Net Cash from investing Activities	(68,302.59)	(15,702.87)
<b>C</b>	<b>Cash Flow from Financing Activities</b>		
	Net Proceeds /(Repayment) of Working capital facilities and interest Paid	386.24	1,433.58
		(834.72)	(584.63)
	Net Cash from Financing Activities	(448.48)	848.95
	Net increase in cash and Cash Equivalent (A+B+C)	(13,248.09)	327.46
	Cash and Cash Equivalent as at 1st April (Opening Balance)	18,205.92	17,878.46
	Cash and Cash Equivalent as at 31st March (Closing Balance)	4,957.83	18,205.92
	Closing Cash and Cash Equivalents Represented By :		
	Cash on hand	2.66	2.33
	Balances with Banks	22.09	286.08
	Deposit with Bank (less than 3 month maturity)	4,933.08	17,917.51
	<b>Total</b>	<b>4,957.83</b>	<b>18,205.92</b>

S Sakthimani / S. SAKTHIMANI

निदेशक (वित्त) / Director (Finance)

Director (Finance) & Chief Financial Officer

THE FERTILISERS AND CHEMICALS TRAVANCORE LIMITED

उद्योगमंडल / Udyogamandal

कोची / Kochi, के. ए. ए.