

Sr No.	Short Name	Scheme Name
1	AXISBETF	Axis NIFTY Bank ETF
2	AXISBTF	Axis BSE Sensex ETF
3	AXISCETF	Axis NIFTY India Consumption ETF
4	AXISSETS	Axis Silver ETF
5	AXISGETF	Axis Gold ETF
6	AXISHETF	Axis NIFTY Healthcare ETF
7	AXISNETF	Axis NIFTY 50 ETF
8	AXISSETF	Axis Nifty AAA Bond Plus SDL Apr 2026 50:50 ETF
9	AXISTETF	Axis NIFTY IT ETF

Monthly Portfolio Statement as on September 30, 2025

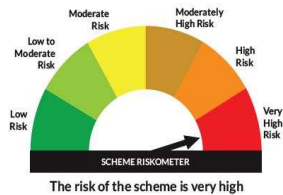
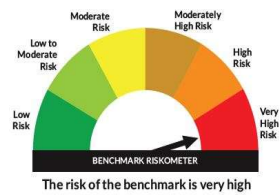
Name of the Instrument	ISIN	Industry	Quantity	Market/Fair Value (Rs. in Lakhs)	% to Net Assets	YTM~	YTC^
Equity & Equity related							
(a) Listed / awaiting listing on Stock Exchanges							
HDFC Bank Limited	INE040A01034	Banks	10,78,295	10,254.59	28.47%		
ICICI Bank Limited	INE090A01021	Banks	6,51,452	8,781.57	24.38%		
State Bank of India	INE062A01020	Banks	3,78,791	3,304.76	9.18%		
Kotak Mahindra Bank Limited	INE237A01028	Banks	1,61,231	3,212.85	8.92%		
Axis Bank Limited	INE238A01034	Banks	2,79,013	3,157.31	8.77%		
IndusInd Bank Limited	INE095A01012	Banks	1,53,895	1,131.97	3.14%		
Bank of Baroda	INE028A01039	Banks	4,31,299	1,115.08	3.10%		
The Federal Bank Limited	INE171A01029	Banks	5,74,435	1,108.26	3.08%		
IDFC First Bank Limited	INE092T01019	Banks	15,45,126	1,078.03	2.99%		
Canara Bank	INE476A01022	Banks	7,87,894	974.70	2.71%		
AU Small Finance Bank Limited	INE949L01017	Banks	1,31,490	961.72	2.67%		
Punjab National Bank	INE160A01022	Banks	8,05,557	908.91	2.52%		
Sub Total				35,989.76	99.93%		
(b) Unlisted				NIL	NIL		
Sub Total				NIL	NIL		
Total				35,989.76	99.93%		
Reverse Repo / TREPS							
Clearing Corporation of India Ltd				34.47	0.10%	5.47%	
Sub Total				34.47	0.10%		
Total				34.47	0.10%		
Net Receivables / (Payables)				(9.16)	(0.03)%		
GRAND TOTAL				36,015.07	100.00%		

~ YTM as on September 30, 2025

^ YTC represents Yield to Call provided by valuation agencies as on September 30, 2025. It is disclosed for Perpetual Bond issued by Banks (i.e. AT-1 Bond / Tier 1 Bond / Tier 2 Bond), as per AMFI Best Practices Guidelines Circular no. 135/BP/91/2020-21 read with SEBI circular No. SEBI/HO/IMD/DF4/CIR/P/2021/034 on Valuation of AT-1 Bonds and Tier 2 Bonds.

As per SEBI Circular no. SEBI/HO/IMD/PoD1/CIR/P/2024/106 dated August 05, 2024, valuation of AT-1 Bonds are done on Yield to Call basis w.e.f. August 07, 2024. YTC of AT-1 Bonds are now same as it's YTM and hence it is not disclosed separately under YTC.

Scheme Risk-O-Meter

Benchmark Name - NIFTY BANK TRI
Benchmark Risk-O-Meter

Monthly Portfolio Statement as on September 30, 2025

Name of the Instrument	ISIN	Industry	Quantity	Market/Fair Value (Rs. in Lakhs)	% to Net Assets	YTM~	YTC^
Equity & Equity related							
(a) Listed / awaiting listing on Stock Exchanges							
HDFC Bank Limited	INE040A01034	Banks	2,08,462	1,982.79	15.18%		
ICICI Bank Limited	INE090A01021	Banks	98,163	1,323.29	10.13%		
Reliance Industries Limited	INE002A01018	Petroleum Products	93,024	1,268.66	9.72%		
Infosys Limited	INE009A01021	IT - Software	49,116	708.28	5.42%		
Bharti Airtel Limited	INE397D01024	Telecom - Services	37,384	702.07	5.38%		
Larsen & Toubro Limited	INE018A01030	Construction	16,076	588.19	4.50%		
ITC Limited	INE154A01025	Diversified FMCG	1,31,818	529.38	4.05%		
State Bank of India	INE062A01020	Banks	57,113	498.34	3.82%		
Axis Bank Limited	INE238A01034	Banks	39,245	444.19	3.40%		
Mahindra & Mahindra Limited	INE101A01026	Automobiles	12,138	415.93	3.19%		
Kotak Mahindra Bank Limited	INE237A01028	Banks	20,228	403.39	3.09%		
Tata Consultancy Services Limited	INE467B01029	IT - Software	13,927	402.35	3.08%		
Bajaj Finance Limited	INE296A01032	Finance	35,881	358.31	2.74%		
Eternal Limited	INE758T01015	Retailing	95,541	310.99	2.38%		
Hindustan Unilever Limited	INE030A01027	Diversified FMCG	12,277	308.70	2.36%		
Maruti Suzuki India Limited	INE585B01010	Automobiles	1,815	290.92	2.23%		
Sun Pharmaceutical Industries Limited	INE044A01036	Pharmaceuticals & Biotechnology	14,512	231.46	1.77%		
NTPC Limited	INE733E01010	Power	65,306	222.27	1.70%		
HCL Technologies Limited	INE860A01027	IT - Software	14,549	201.50	1.54%		
Bharat Electronics Limited	INE263A01024	Aerospace & Defense	49,275	199.02	1.52%		
UltraTech Cement Limited	INE481G01011	Cement & Cement Products	1,624	198.52	1.52%		
Tata Motors Limited	INE155A01022	Automobiles	28,845	196.28	1.50%		
Tata Steel Limited	INE081A01020	Ferrous Metals	1,13,260	191.07	1.46%		
Titan Company Limited	INE260A01028	Consumer Durables	5,615	189.08	1.45%		
Power Grid Corporation of India Limited	INE752E01010	Power	62,653	175.49	1.34%		
Bajaj Finserv Limited	INE918I01026	Finance	7,496	150.44	1.15%		
Asian Paints Limited	INE021A01026	Consumer Durables	6,196	145.62	1.12%		
Adani Ports and Special Economic Zone Limited	INE742F01042	Transport Infrastructure	10,138	142.30	1.09%		
Trent Limited	INE849A01020	Retailing	3,014	141.01	1.08%		
Tech Mahindra Limited	INE669C01036	IT - Software	8,783	122.94	0.94%		
Sub Total				13,042.75	99.88%		
(b) Unlisted				NIL	NIL		
Sub Total				NIL	NIL		
Total				13,042.75	99.88%		
Reverse Repo / TREPS							
Clearing Corporation of India Ltd				15.47	0.12%	5.47%	
Sub Total				15.47	0.12%		
Total				15.47	0.12%		
Net Receivables / (Payables)				0.13	\$0.00%		
GRAND TOTAL				13,058.35	100.00%		

~ YTM as on September 30, 2025

^ YTC represents Yield to Call provided by valuation agencies as on September 30, 2025. It is disclosed for Perpetual Bond issued by Banks (i.e. AT-1 Bond / Tier 1 Bond / Tier 2 Bond), as per AMFI Best Practices Guidelines Circular no. 135/BP/91/2020-21 read with SEBI circular No. SEBI/HO/IMD/DF4/CIR/P/2021/034 on Valuation of AT-1 Bonds and Tier 2 Bonds.

As per SEBI Circular no. SEBI/HO/IMD/PoD1/CIR/P/2024/106 dated August 05, 2024, valuation of AT-1 Bonds are done on Yield to Call basis w.e.f. August 07, 2024. YTC of AT-1 Bonds are now same as it's YTM and hence it is not disclosed separately under YTC.

Scheme Risk-O-Meter

Benchmark Name - BSE SENSEX TRI
Benchmark Risk-O-Meter

Monthly Portfolio Statement as on September 30, 2025

Name of the Instrument	ISIN	Industry	Quantity	Market/Fair Value (Rs. in Lakhs)	% to Net Assets	YTM~	YTC^
Equity & Equity related							
(a) Listed / awaiting listing on Stock Exchanges							
ITC Limited	INE154A01025	Diversified FMCG	36,232	145.49	10.18%		
Bharti Airtel Limited	INE397D01024	Telecom - Services	7,472	140.35	9.82%		
Mahindra & Mahindra Limited	INE101A01026	Automobiles	3,666	125.63	8.79%		
Eternal Limited	INE758T01015	Retailing	28,801	93.75	6.56%		
Hindustan Unilever Limited	INE030A01027	Diversified FMCG	3,671	92.30	6.46%		
Maruti Suzuki India Limited	INE585B01010	Automobiles	543	87.04	6.09%		
Titan Company Limited	INE280A01028	Consumer Durables	1,707	57.47	4.02%		
InterGlobe Aviation Limited	INE646L01027	Transport Services	899	50.29	3.52%		
Asian Paints Limited	INE021A01026	Consumer Durables	1,871	43.97	3.08%		
Trent Limited	INE849A01020	Retailing	918	42.94	3.00%		
Eicher Motors Limited	INE066A01021	Automobiles	569	39.86	2.79%		
Bajaj Auto Limited	INE917I01010	Automobiles	458	39.75	2.78%		
Max Healthcare Institute Limited	INE027H01010	Healthcare Services	3,074	34.27	2.40%		
Nestle India Limited	INE239A01024	Food Products	2,966	34.20	2.39%		
TVS Motor Company Limited	INE494B01023	Automobiles	971	33.39	2.34%		
Apollo Hospitals Enterprise Limited	INE437A01024	Healthcare Services	418	30.97	2.17%		
Tata Consumer Products Limited	INE192A01025	Agricultural Food & other Products	2,693	30.41	2.13%		
Hero MotoCorp Limited	INE158A01026	Automobiles	537	29.39	2.06%		
Britannia Industries Limited	INE216A01030	Food Products	488	29.24	2.04%		
Avenue Supermarts Limited	INE192R01011	Retailing	609	27.26	1.91%		
Dixon Technologies (India) Limited	INE935N01020	Consumer Durables	166	27.09	1.90%		
Tata Power Company Limited	INE245A01021	Power	6,945	26.99	1.89%		
The Indian Hotels Company Limited	INE053A01029	Leisure Services	3,633	26.17	1.83%		
Varun Beverages Limited	INE200M01039	Beverages	5,604	24.86	1.74%		
Adani Power Limited	INE814H01029	Power	16,283	23.55	1.65%		
Info Edge (India) Limited	INE663F01032	Retailing	1,607	21.04	1.47%		
Godrej Consumer Products Limited	INE102D01028	Personal Products	1,663	19.41	1.36%		
DLF Limited	INE271C01023	Realty	2,654	18.92	1.32%		
United Spirits Limited	INE854D01024	Beverages	1,221	16.17	1.13%		
Havells India Limited	INE176B01034	Consumer Durables	1,043	15.67	1.10%		
Sub Total				1,427.84	99.87%		
(b) Unlisted				NIL	NIL		
Sub Total				NIL	NIL		
(c) Preference shares							
6% TVS Motor Co Non Convertible Redeemable Preference shares **	INE494B04019	Automobiles	4,024	0.40	0.03%		
Sub Total				0.40	0.03%		
Total				1,428.24	99.90%		
Reverse Repo / TREPS							
Clearing Corporation of India Ltd				2.39	0.17%	5.47%	
Sub Total				2.39	0.17%		
Total				2.39	0.17%		
Net Receivables / (Payables)				(0.96)	(0.07)%		
GRAND TOTAL				1,429.67	100.00%		

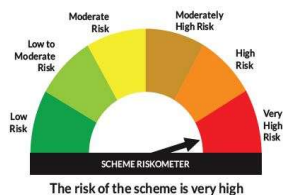
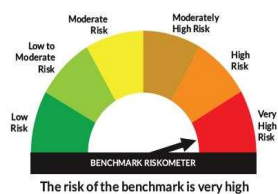
** Thinly Traded / Non Traded Security

~ YTM as on September 30, 2025

^ YTC represents Yield to Call provided by valuation agencies as on September 30, 2025. It is disclosed for Perpetual Bond issued by Banks (i.e. AT-1 Bond / Tier 1 Bond / Tier 2 Bond), as per AMFI Best Practices Guidelines Circular no. 135/BP/91/2020-21 read with SEBI circular No. SEBI/HO/IMD/DF4/CIR/P/2021/034 on Valuation of AT-1 Bonds and Tier 2 Bonds.

As per SEBI Circular no. SEBI/HO/IMD/PoD1/CIR/P/2024/106 dated August 05, 2024, valuation of AT-1 Bonds are done on Yield to Call basis w.e.f. August 07, 2024. YTC of AT-1 Bonds are now same as it's YTM and hence it is not disclosed separately under YTC.

Scheme Risk-O-Meter

Benchmark Name - NIFTY INDIA CONSUMPTION TRI INDEX
Benchmark Risk-O-Meter

Monthly Portfolio Statement as on September 30, 2025

Name of the Instrument	ISIN	Industry / Rating	Quantity	Market/Fair Value (Rs. in Lakhs)	% to Net Assets	YTM~	YTC^
Reverse Repo / TREPS							
Clearing Corporation of India Ltd				154.88	0.24%	5.47%	
Sub Total				154.88	0.24%		
Total				154.88	0.24%		
Silver							
SILVER 999 1KG BAR			43,985	62,422.21	97.78%		
Sub Total				62,422.21	97.78%		
Total				62,422.21	97.78%		
Net Receivables / (Payables)				1,261.38	1.98%		
GRAND TOTAL				63,838.47	100.00%		

~ YTM as on September 30, 2025

^ YTC represents Yield to Call provided by valuation agencies as on September 30, 2025. It is disclosed for Perpetual Bond issued by Banks (i.e. AT-1 Bond / Tier 1 Bond / Tier 2 Bond), as per AMFI Best Practices Guidelines Circular no. 135/BP/91/2020-21 read with SEBI circular No. SEBI/HO/IMD/DF4/CIR/P/2021/034 on Valuation of AT-1 Bonds and Tier 2 Bonds.

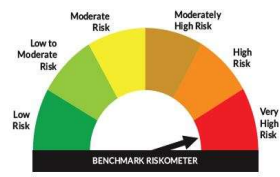
As per SEBI Circular no. SEBI/HO/IMD/PoD1/CIR/P/2024/106 dated August 05, 2024, valuation of AT-1 Bonds are done on Yield to Call basis w.e.f. August 07, 2024. YTC of AT-1 Bonds are now same as it's YTM and hence it is not disclosed separately under YTC.

Aggregate Investments by other schemes (At NAV) as on September 30, 2025 RS 49121.48 Lakh's

Scheme Risk-O-Meter



The risk of the scheme is very high

Benchmark Name - DOMESTIC PRICE OF PHYSICAL SILVER
Benchmark Risk-O-Meter

The risk of the benchmark is very high

Monthly Portfolio Statement as on September 30, 2025

Name of the Instrument	ISIN	Industry / Rating	Quantity	Market/Fair Value (Rs. in Lakhs)	% to Net Assets	YTM~	YTC^
Gold							
GOLD .995 1KG BAR			2,204	2,52,933.24	98.42%		
Sub Total				2,52,933.24	98.42%		
Total				2,52,933.24	98.42%		
Reverse Repo / TREPS							
Clearing Corporation of India Ltd				358.40	0.14%	5.47%	
Sub Total				358.40	0.14%		
Total				358.40	0.14%		
Net Receivables / (Payables)							
GRAND TOTAL				2,57,005.85	100.00%		

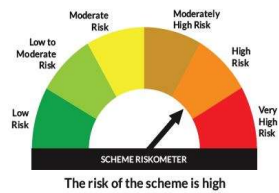
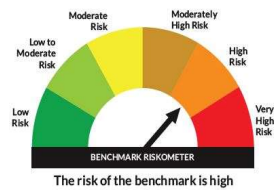
~ YTM as on September 30, 2025

^ YTC represents Yield to Call provided by valuation agencies as on September 30, 2025. It is disclosed for Perpetual Bond issued by Banks (i.e. AT-1 Bond / Tier 1 Bond / Tier 2 Bond), as per AMFI Best Practices Guidelines Circular no. 135/BP/91/2020-21 read with SEBI circular No. SEBI/HO/IMD/DF4/CIR/P/2021/034 on Valuation of AT-1 Bonds and Tier 2 Bonds.

As per SEBI Circular no. SEBI/HO/IMD/PoD1/CIR/P/2024/106 dated August 05, 2024, valuation of AT-1 Bonds are done on Yield to Call basis w.e.f. August 07, 2024. YTC of AT-1 Bonds are now same as it's YTM and hence it is not disclosed separately under YTC.

Aggregate Investments by other schemes (At NAV) as on September 30, 2025 RS 171339.08 Lakh's

Scheme Risk-O-Meter

Benchmark Name - DOMESTIC PRICE OF GOLD
Benchmark Risk-O-Meter

Monthly Portfolio Statement as on September 30, 2025

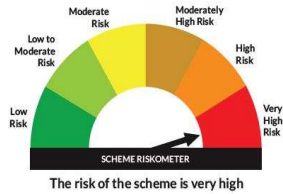
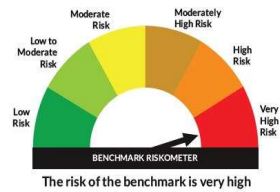
Name of the Instrument	ISIN	Industry	Quantity	Market/Fair Value (Rs. in Lakhs)	% to Net Assets	YTM~	YTC^
Equity & Equity related							
(a) Listed / awaiting listing on Stock Exchanges							
Sun Pharmaceutical Industries Limited	INE044A01036	Pharmaceuticals & Biotechnology	21,723	346.33	17.79%		
Cipla Limited	INE059A01026	Pharmaceuticals & Biotechnology	11,594	174.29	8.95%		
Max Healthcare Institute Limited	INE027H01010	Healthcare Services	15,321	170.78	8.77%		
Apollo Hospitals Enterprise Limited	INE437A01024	Healthcare Services	2,083	154.33	7.93%		
Dr. Reddy's Laboratories Limited	INE089A01031	Pharmaceuticals & Biotechnology	12,558	153.67	7.89%		
Divi's Laboratories Limited	INE361B01024	Pharmaceuticals & Biotechnology	2,618	148.95	7.65%		
Fortis Healthcare Limited	INE061F01013	Healthcare Services	10,739	104.15	5.35%		
Lupin Limited	INE326A01037	Pharmaceuticals & Biotechnology	4,987	95.32	4.90%		
Torrent Pharmaceuticals Limited	INE685A01028	Pharmaceuticals & Biotechnology	2,156	77.69	3.99%		
Laurus Labs Limited	INE947Q01028	Pharmaceuticals & Biotechnology	8,009	67.42	3.46%		
Alkem Laboratories Limited	INE540L01014	Pharmaceuticals & Biotechnology	1,155	62.66	3.22%		
Aurobindo Pharma Limited	INE406A01037	Pharmaceuticals & Biotechnology	5,769	62.53	3.21%		
Glenmark Pharmaceuticals Limited	INE935A01035	Pharmaceuticals & Biotechnology	3,106	60.65	3.12%		
Mankind Pharma Limited	INE634S01028	Pharmaceuticals & Biotechnology	2,325	56.63	2.91%		
Zydus Lifesciences Limited	INE010B01027	Pharmaceuticals & Biotechnology	5,150	50.57	2.60%		
Biocon Limited	INE376G01013	Pharmaceuticals & Biotechnology	12,401	42.29	2.17%		
IPCA Laboratories Limited	INE571A01038	Pharmaceuticals & Biotechnology	2,866	38.38	1.97%		
Abbott India Limited	INE358A01014	Pharmaceuticals & Biotechnology	107	31.34	1.61%		
Syngene International Limited	INE398R01022	Healthcare Services	3,908	24.34	1.25%		
Piramal Pharma Limited	INE0DK501011	Pharmaceuticals & Biotechnology	11,756	22.47	1.15%		
Sub Total				1,944.78	99.91%		
(b) Unlisted							
Sub Total				NIL	NIL		
Total				1,944.78	99.91%		
Reverse Repo / TREPS							
Clearing Corporation of India Ltd				4.27	0.22%	5.47%	
Sub Total				4.27	0.22%		
Total				4.27	0.22%		
Net Receivables / (Payables)				(2.43)	(0.13)%		
GRAND TOTAL				1,946.62	100.00%		

~ YTM as on September 30, 2025

^ YTC represents Yield to Call provided by valuation agencies as on September 30, 2025. It is disclosed for Perpetual Bond issued by Banks (i.e. AT-1 Bond / Tier 1 Bond / Tier 2 Bond), as per AMFI Best Practices Guidelines Circular no. 135/BP/91/2020-21 read with SEBI circular No. SEBI/HO/IMD/DF4/CIR/P/2021/034 on Valuation of AT-1 Bonds and Tier 2 Bonds.

As per SEBI Circular no. SEBI/HO/IMD/PoD1/CIR/P/2024/106 dated August 05, 2024, valuation of AT-1 Bonds are done on Yield to Call basis w.e.f. August 07, 2024. YTC of AT-1 Bonds are now same as it's YTM and hence it is not disclosed separately under YTC.

Scheme Risk-O-Meter

Benchmark Name - NIFTY HEALTHCARE TRI
Benchmark Risk-O-Meter

Monthly Portfolio Statement as on September 30, 2025

Name of the Instrument	ISIN	Industry	Quantity	Market/Fair Value (Rs. in Lakhs)	% to Net Assets	YTM-	YTC^
Equity & Equity related							
(a) Listed / awaiting listing on Stock Exchanges							
HDFC Bank Limited	INE040A01034	Banks	13,46,804	12,808.11	12.87%		
ICICI Bank Limited	INE090A01021	Banks	6,29,240	8,482.16	8.52%		
Reliance Industries Limited	INE002A01018	Petroleum Products	5,96,970	8,142.67	8.18%		
Infosys Limited	INE009A01021	IT - Software	3,17,677	4,580.27	4.60%		
Bharti Airtel Limited	INE397D01024	Telecom - Services	2,40,321	4,514.19	4.54%		
Larsen & Toubro Limited	INE018A01030	Construction	1,03,647	3,788.78	3.81%		
ITC Limited	INE154A01025	Diversified FMCG	8,48,670	3,407.83	3.42%		
State Bank of India	INE062A01020	Banks	3,64,835	3,183.00	3.20%		
Axis Bank Limited	INE238A01034	Banks	2,52,536	2,857.70	2.87%		
Mahindra & Mahindra Limited	INE101A01026	Automobiles	78,157	2,678.44	2.69%		
Tata Consultancy Services Limited	INE467B01029	IT - Software	90,045	2,600.86	2.61%		
Kotak Mahindra Bank Limited	INE237A01028	Banks	1,29,667	2,583.87	2.60%		
Bajaj Finance Limited	INE296A01032	Finance	2,34,575	2,343.17	2.35%		
Eternal Limited	INE758T01015	Retailing	6,14,011	1,998.61	2.01%		
Hindustan Unilever Limited	INE030A01027	Diversified FMCG	78,244	1,967.37	1.98%		
Maruti Suzuki India Limited	INE585B01010	Automobiles	11,570	1,854.56	1.86%		
Sun Pharmaceutical Industries Limited	INE044A01036	Pharmaceuticals & Biotechnology	92,907	1,481.22	1.49%		
NTPC Limited	INE733E01010	Power	4,18,098	1,423.41	1.43%		
HCL Technologies Limited	INE860A01027	IT - Software	93,419	1,293.95	1.30%		
UltraTech Cement Limited	INE481G01011	Cement & Cement Products	10,465	1,279.03	1.29%		
Bharat Electronics Limited	INE263A01024	Aerospace & Defense	3,15,852	1,275.88	1.28%		
Tata Motors Limited	INE155A01022	Automobiles	1,84,250	1,253.27	1.26%		
Tata Steel Limited	INE081A01020	Ferrous Metals	7,29,451	1,231.09	1.24%		
Titan Company Limited	INE280A01028	Consumer Durables	36,384	1,225.05	1.23%		
Power Grid Corporation of India Limited	INE752E01010	Power	3,99,481	1,119.55	1.13%		
InterGlobe Aviation Limited	INE646L01027	Transport Services	18,447	1,032.02	1.04%		
Bajaj Finserv Limited	INE918I01026	Finance	50,228	1,007.77	1.01%		
Hindalco Industries Limited	INE038A01020	Non - Ferrous Metals	1,27,732	973.25	0.98%		
JSW Steel Limited	INE019A01038	Ferrous Metals	82,615	944.04	0.95%		
Asian Paints Limited	INE021A01026	Consumer Durables	39,866	936.85	0.94%		
Grasim Industries Limited	INE047A01021	Cement & Cement Products	33,706	929.24	0.93%		
Trent Limited	INE849A01020	Retailing	19,567	915.25	0.92%		
Adani Ports and Special Economic Zone Limited	INE742F01042	Transport Infrastructure	65,108	913.79	0.92%		
Eicher Motors Limited	INE066A01021	Automobiles	12,130	849.77	0.85%		
Bajaj Auto Limited	INE917I01010	Automobiles	9,773	848.15	0.85%		
Jio Financial Services Limited	INE758E01017	Finance	2,88,901	847.06	0.85%		
Oil & Natural Gas Corporation Limited	INE213A01029	Oil	3,42,439	820.14	0.82%		
Tech Mahindra Limited	INE669C01036	IT - Software	56,007	784.27	0.79%		
Coal India Limited	INE522F01014	Consumable Fuels	2,00,234	780.81	0.78%		
Shriram Finance Limited	INE721A01047	Finance	1,23,513	760.96	0.76%		
Cipla Limited	INE059A01026	Pharmaceuticals & Biotechnology	49,586	745.43	0.75%		
Nestle India Limited	INE239A01024	Food Products	63,195	728.58	0.73%		
HDFC Life Insurance Company Limited	INE795G01014	Insurance	95,201	720.15	0.72%		
SBI Life Insurance Company Limited	INE123W01016	Insurance	39,578	708.68	0.71%		
Max Healthcare Institute Limited	INE027H01010	Healthcare Services	62,754	699.52	0.70%		
Apollo Hospitals Enterprise Limited	INE437A01024	Healthcare Services	8,905	659.77	0.66%		
Dr. Reddy's Laboratories Limited	INE089A01031	Pharmaceuticals & Biotechnology	53,690	657.00	0.66%		
Tata Consumer Products Limited	INE192A01025	Agricultural Food & other Products	57,476	649.08	0.65%		
Wipro Limited	INE075A01022	IT - Software	2,51,735	602.58	0.61%		
Adani Enterprises Limited	INE423A01024	Metals & Minerals Trading	22,955	575.23	0.58%		
Sub Total				99,463.42	99.95%		
(b) Unlisted				NIL	NIL		
Sub Total				NIL	NIL		
Total				99,463.42	99.95%		
Reverse Repo / TREPS							
Clearing Corporation of India Ltd				58.23	0.06%	5.47%	
Sub Total				58.23	0.06%		
Total				58.23	0.06%		
Net Receivables / (Payables)				(7.08)	(0.01)%		
GRAND TOTAL				99,514.57	100.00%		

~ YTM as on September 30, 2025

^ YTC represents Yield to Call provided by valuation agencies as on September 30, 2025. It is disclosed for Perpetual Bond issued by Banks (i.e. AT-1 Bond / Tier 1 Bond / Tier 2 Bond), as per AMFI Best Practices Guidelines Circular no. 135/BP/91/2020-21 read with SEBI circular no. SEBI/HO/IMD/DF4/CIR/P/2021/034 on Valuation of AT-1 Bonds and Tier 2 Bonds.

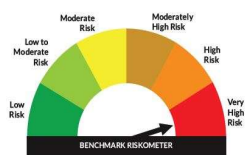
As per SEBI Circular no. SEBI/HO/IMD/PoD1/CIR/P/2024/106 dated August 05, 2024, valuation of AT-1 Bonds are done on Yield to Call basis w.e.f. August 07, 2024. YTC of AT-1 Bonds are now same as it's YTM and hence it is not disclosed separately under YTC.

Aggregate Investments by other schemes (At NAV) as on September 30, 2025 RS 37919.8 Lakh's

Scheme Risk-O-Meter



The risk of the scheme is very high

Benchmark Name - NIFTY 50 TRI
Benchmark Risk-O-Meter

The risk of the benchmark is very high

Monthly Portfolio Statement as on September 30, 2025

Name of the Instrument	ISIN	Rating	Quantity	Market/Fair Value (Rs. in Lakhs)	% to Net Assets	YTM~	YTC^
Debt Instruments							
(a) Listed / awaiting listing on Stock Exchange							
6.18% Gujarat State Development Loans (31/03/2026)	IN1520200339	Sovereign	1,25,00,000	12,530.34	11.48%	5.69%	
5.85% REC Limited (20/12/2025) **	INE020B08DF6	CRISIL AAA	1,175	11,743.66	10.76%	5.83%	
5.50% Indian Oil Corporation Limited (20/10/2025) **	INE242A08486	CRISIL AAA	1,081	10,805.32	9.90%	6.02%	
8.88% West Bengal State Development Loans (24/02/2026)	IN3420150150	Sovereign	67,15,000	6,793.96	6.22%	5.76%	
8.83% Uttar Pradesh State Development Loans (24/02/2026)	IN3320150383	Sovereign	56,00,000	5,665.18	5.19%	5.74%	
5.45% NTPC Limited (15/10/2025) **	INE733E08163	CRISIL AAA	560	5,598.15	5.13%	6.00%	
8.18% Export Import Bank of India (07/12/2025) **	INE514E08EU9	CRISIL AAA	550	5,518.94	5.06%	5.89%	
8.51% Maharashtra State Development Loans (09/03/2026)	IN2220150204	Sovereign	50,00,000	5,060.13	4.64%	5.72%	
7.1% Export Import Bank of India (18/03/2026) **	INE514E08GA6	CRISIL AAA	500	5,020.55	4.60%	6.12%	
7.35% NTPC Limited (17/04/2026) **	INE733E08247	CRISIL AAA	5,000	5,019.81	4.60%	6.38%	
8% Gujarat State Development Loans(20/04/2026)	IN1520160012	Sovereign	42,19,500	4,269.41	3.91%	5.87%	
8.19% NTPC Limited (15/12/2025) **	INE733E07JX0	CRISIL AAA	400	4,015.71	3.68%	5.87%	
8.28% Karnataka State Development Loans (06/03/2026)	IN1920180198	Sovereign	31,50,000	3,184.08	2.92%	5.72%	
8.15% West Bengal State Development Loans (13/11/2025)	IN3420150085	Sovereign	27,37,500	2,744.88	2.51%	5.59%	
8.02% Uttar Pradesh State Development Loans (20/04/2026)	IN3320160010	Sovereign	25,00,000	2,529.43	2.32%	5.90%	
8.22% Karnataka State Development Loans (09/12/2025)	IN1920150050	Sovereign	25,00,000	2,511.70	2.30%	5.57%	
8.34% Uttar Pradesh State Development Loans (13/01/2026)	IN3320150359	Sovereign	24,25,000	2,442.00	2.24%	5.69%	
6.18% Gujarat State Development Loans (25/01/2026)	IN1520210171	Sovereign	22,00,000	2,203.12	2.02%	5.64%	
8.02% Export Import Bank of India (29/10/2025) **	INE514E08EQ7	CRISIL AAA	203	2,032.52	1.86%	5.96%	
8.38% Karnataka State Development Loans (27/01/2026)	IN1920150084	Sovereign	10,00,000	1,008.26	0.92%	5.67%	
8.27% Gujarat State Development Loans (13/01/2026)	IN1520150104	Sovereign	10,00,000	1,006.89	0.92%	5.67%	
8.01% Tamilnadu State Development Loans (20/04/2026)	IN3120160012	Sovereign	5,00,000	505.94	0.46%	5.87%	
8.53% Uttar Pradesh State Development Loans (10/02/2026)	IN3320150375	Sovereign	5,00,000	504.68	0.46%	5.74%	
8.49% Tamil Nadu State Development Loans (10/02/2026)	IN3120150195	Sovereign	5,00,000	504.67	0.46%	5.71%	
8.27% Tamilnadu State Development Loans (13/01/2026)	IN3120150179	Sovereign	5,00,000	503.45	0.46%	5.67%	
7.44% REC Limited (30/04/2026) **	INE020B08EL2	CRISIL AAA	500	502.48	0.46%	6.43%	
7.47% Gujarat State Development Loans (27/10/2025)	IN1520220147	Sovereign	5,00,000	500.66	0.46%	5.53%	
8.69% Tamilnadu State Development Loans (24/02/2026)	IN3120150203	Sovereign	1,20,000	121.35	0.11%	5.71%	
8.67% Maharashtra State Development Loans (24/02/2026)	IN2220150196	Sovereign	45,000	45.50	0.04%	5.71%	
Sub Total				1,04,892.73	96.10%		
(b) Privately placed / Unlisted							
Sub Total				NIL	NIL		
Total				1,04,892.73	96.10%		
Reverse Repo / TREPS							
Clearing Corporation of India Ltd				993.96	0.91%	5.47%	
Sub Total				993.96	0.91%		
(b) Privately placed / Unlisted							
Sub Total				NIL	NIL		
Total				993.96	0.91%		
Net Receivables / (Payables)							
				3,264.39	2.99%		
GRAND TOTAL				1,09,151.08	100.00%		

** Thinly Traded / Non Traded Security

~ YTM as on September 30, 2025

^ YTC represents Yield to Call provided by valuation agencies as on September 30, 2025. It is disclosed for Perpetual Bond issued by Banks (i.e. AT-1 Bond / Tier 1 Bond / Tier 2 Bond), as per AMFI Best Practices Guidelines Circular no. 135/BP/91/2020-21 read with SEBI circular No. SEBI/HO/IMD/DF4/CIR/P/2021/034 on Valuation of AT-1 Bonds and Tier 2 Bonds.

As per SEBI Circular no. SEBI/HO/IMD/PoD1/CIR/P/2024/106 dated August 05, 2024, valuation of AT-1 Bonds are done on Yield to Call basis w.e.f. August 07, 2024. YTC of AT-1 Bonds are now same as it's YTM and hence it is not disclosed separately under YTC.

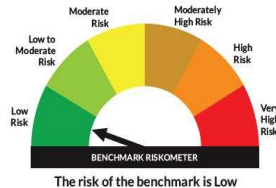
The DIFR score is 89.29 %

Aggregate Investments by other schemes (At NAV) as on September 30, 2025 RS 24533.47 Lakh's

Scheme Risk-O-Meter



Benchmark Name - NIFTY AAA BOND PLUS SDL APR 2026 50:50 INDEX
Benchmark Risk-O-Meter



Monthly Portfolio Statement as on September 30, 2025

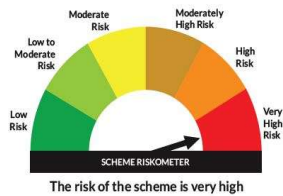
Name of the Instrument	ISIN	Industry	Quantity	Market/Fair Value (Rs. in Lakhs)	% to Net Assets	YTM~	YTC^
Equity & Equity related							
(a) Listed / awaiting listing on Stock Exchanges							
Infosys Limited	INE009A01021	IT - Software	3,25,933	4,699.30	29.17%		
Tata Consultancy Services Limited	INE467B01029	IT - Software	1,21,957	3,522.61	21.87%		
HCL Technologies Limited	INE860A01027	IT - Software	1,26,508	1,752.26	10.88%		
Tech Mahindra Limited	INE669C01036	IT - Software	1,08,077	1,513.40	9.39%		
Wipro Limited	INE075A01022	IT - Software	4,85,758	1,162.76	7.22%		
Coforge Limited	INE591G01025	IT - Software	56,900	905.28	5.62%		
Persistent Systems Limited	INE262H01021	IT - Software	18,270	881.07	5.47%		
LTIMindtree Limited	INE214T01019	IT - Software	15,785	814.11	5.05%		
Mphasis Limited	INE356A01018	IT - Software	19,394	514.87	3.20%		
Oracle Financial Services Software Limited	INE881D01027	IT - Software	4,049	340.24	2.11%		
Sub Total				16,105.90	99.98%		
(b) Unlisted				NIL	NIL		
Sub Total				NIL	NIL		
Total				16,105.90	99.98%		
Reverse Repo / TREPS							
Clearing Corporation of India Ltd				8.75	0.05%	5.47%	
Sub Total				8.75	0.05%		
Total				8.75	0.05%		
Net Receivables / (Payables)				(5.98)	(0.03)%		
GRAND TOTAL				16,108.67	100.00%		

~ YTM as on September 30, 2025

^ YTC represents Yield to Call provided by valuation agencies as on September 30, 2025. It is disclosed for Perpetual Bond issued by Banks (i.e. AT-1 Bond / Tier 1 Bond / Tier 2 Bond), as per AMFI Best Practices Guidelines Circular no. 135/BP/91/2020-21 read with SEBI circular No. SEBI/HO/IMD/DF4/CIR/P/2021/034 on Valuation of AT-1 Bonds and Tier 2 Bonds.

As per SEBI Circular no. SEBI/HO/IMD/PoD1/CIR/P/2024/106 dated August 05, 2024, valuation of AT-1 Bonds are done on Yield to Call basis w.e.f. August 07, 2024. YTC of AT-1 Bonds are now same as it's YTM and hence it is not disclosed separately under YTC.

Scheme Risk-O-Meter

Benchmark Name - NIFTY IT TRI
Benchmark Risk-O-Meter