

Antony Waste Handling Cell Limited

CIN: L90001MH2001PLC130485



Ref.: AW/SEC/NSE/2024-25/31

Date: August 9, 2024

To,
Listing Department
National Stock Exchange of India Limited
Exchange Plaza, 5th Floor,
Plot No.C-1, Block G, Bandra-Kurla Complex,
Bandra (E), Mumbai 400 051

Symbol: AWHCL

Dear Madam/Sir,

Sub. : Newspaper Publication of Financial Results
Ref. : Regulation 30 of SEBI (Listing Obligations and Disclosure Requirements) Regulations, 2015
("SEBI Listing Regulations")

With reference to the captioned subject and pursuant to the Regulation 47 of the SEBI Listing Regulations, please find enclosed copies of extract of Unaudited Financial Results (Standalone and Consolidated) of the Company for the quarter ended June 30, 2024, published on Friday, August 9, 2024, in Business Standard (English) and Navshakti (Marathi) newspapers.


This is for your information and record please.

Thanking You,

Yours faithfully,
For and on behalf of
ANTONY WASTE HANDLING CELL LIMITED

HARSHADA RANE
COMPANY SECRETARY & COMPLIANCE OFFICER
A34268

Enc. a/a



LIFE INSURANCE CORPORATION OF INDIA

Central Office: Yogakshema, Jeevan Bima Marg, Mumbai - 400021
(IRDAI Reg. No. 512 dated 01.01.2001)

CONSOLIDATED FINANCIAL RESULTS FOR THE QUARTER ENDED 30TH JUNE, 2024 (IN RESPECT OF TOTAL BUSINESS)

₹ in Crore

Sr. No.	Particulars	Three months ended as at			Year Ended as at
		30-Jun-24	31-Mar-24	30-Jun-23	31-Mar-24
		UNAUDITED	AUDITED	UNAUDITED	AUDITED
1	Premium Income (Gross) ¹	114360.99	153,018.97	98,915.72	477,521.05
2	Net Profit / (Loss) for the period (before Tax, Exceptional and / or Extraordinary items)	10,551.40	13,664.43	9,733.56	41,056.60
3	Net Profit / (Loss) for the period before tax (after Exceptional and / or Extraordinary items) ²	10,551.40	13,664.43	9,733.56	41,056.60
4	Net Profit / (Loss) for the period after tax (after Exceptional and / or Extraordinary items)	10,544.33	13,781.59	9,634.99	40,915.85
5	Equity Share Capital (Paid-up)	6,325.00	6,325.00	6,325.00	6,325.00
6	Reserves (excluding Revaluation Reserve and fair value change account)	87,150.92	76,612.06	49,723.13	76,612.06
7	Earnings Per Share (Face value of Rs.10 each)				
	1. Basic: (in Rs.) (not annualised for three months)	16.67	21.79	15.23	64.69
	2. Diluted: (in Rs.) (not annualised for three months)	16.67	21.79	15.23	64.69

Key number of Standalone financial Results for the quarter ended 30th June 2024 are as under

₹ in Crore

Sr. No.	Particulars	Three months ended as at			Year Ended as at
		30-Jun-24	31-Mar-24	30-Jun-23	31-Mar-24
		UNAUDITED	AUDITED	UNAUDITED	AUDITED
1	Premium Income (Gross) ¹	113,900.24	152,542.71	98,509.45	475,751.92
2	Profit before tax	10,461.05	13,638.22	9,634.64	40,787.21
3	Profit after tax	10,461.05	13,762.64	9,543.71	40,675.79

Notes:

- Premium income is gross of reinsurance and net of Goods & Service Tax.
- Net Profit / (Loss) before tax, for the period is Profit before tax as appearing in Profit and Loss Account (Shareholders' account).
- The above figures is an extract of the detailed format of Quarterly/ Annual Financial Results filed with the Stock Exchanges under Regulation 33 of the SEBI (Listing Obligation and other Disclosure Requirements) Regulations, 2015. The full format of the Quarterly/ Annual Financial Results are available on the Stock Exchange websites (www.nseindia.com and www.bseindia.com) and the Corporation's website (www.licindia.in).
- The figures for the quarter ended 31.03.2024 as reported in these financial results are the balancing figures between audited figures in respect of full financial year and published unaudited year-to-date figures upto the end of third quarter of the relevant financial year.
- The New Indian Accounting Standards (Ind AS) are currently not applicable to insurance industry in India.

For and on behalf of the Board of Directors
R. Doraiswamy
Managing Director
(DIN: 10358884)

Place:- Mumbai
Date:- 08.08.2024



Antony Waste Handling Cell Limited

CIN : L90001MH2001PLC130485
Registered Office: A-59, Road No. 10, Wagle Industrial Estate, Thane (West) - 400 604, Maharashtra, India

₹227 Cr. Total Revenue from Operations

₹55 Cr. EBITDA

₹26 Cr. Profit Before Tax

Figures are for Q1FY25



EXTRACT OF UNAUDITED CONSOLIDATED FINANCIAL RESULTS FOR THE QUARTER ENDED 30 JUNE 2024

(₹ in lakhs except earnings per share data)

Sr. No.	Particulars	Quarter Ended		Year Ended	
		30 June 2024 (Unaudited)	31 March 2024 (Audited)	30 June 2023 (Unaudited)	31 March 2024 (Audited)
1	Total Income	23,285.51	21,753.39	22,656.14	89,643.88
2	Net Profit for the period (before Tax, Exceptional and/or Extraordinary items)	2,553.03	1,291.34	3,452.57	10,907.76
3	Net Profit for the period before tax (after Exceptional and/or Extraordinary items)	2,553.03	1,291.34	3,452.57	10,907.76
4	Net Profit for the period after tax (after Exceptional and/or Extraordinary items)	2,129.57	3,015.88	2,260.78	9,988.53
5	Other comprehensive income/ (loss) (net of tax)	(15.72)	(93.82)	10.60	(62.86)
6	Total Comprehensive Income for the period	2,113.85	2,922.06	2,271.38	9,925.67
7	Equity Share Capital	1,418.15	1,417.89	1,414.36	1,417.89
8	Other Equity (Excluding revaluation reserve as shown in the audited balance sheet as at 31 st March 2024)				55,950.66
9	Earnings Per Share (after extraordinary items)(Face value of ₹5 each)				
	Basic EPS	6.17	9.70	6.46	30.40
	Diluted EPS	6.17	9.69	6.46	30.39

(* Quarterly figures are not annualised)

Note: 1. The Unaudited Consolidated Financial Results ('financial results') have been prepared in accordance with the recognition and measurement principles of applicable Indian Accounting Standards ('Ind AS') as prescribed under Section 133 of the Companies Act, 2013 ('the Act') read with Companies (Indian Accounting Standards) Rules, 2015, as amended from time to time. The Audit Committee has reviewed these results and the Board of Directors have approved these financial results at their respective meetings held on 8 August, 2024.

2. **Standalone information**

Sr. No.	Particulars	Quarter Ended		Year Ended	
		30 June 2024 (Unaudited)	31 March 2024 (Audited)	30 June 2023 (Unaudited)	31 March 2024 (Audited)
1	Total Income	978.29	1,201.91	1,642.85	5,726.93
2	Profit Before Tax	35.41	21.11	190.08	559.09
3	Profit After Tax	26.92	153.62	197.29	629.91
4	Total Comprehensive Income for the period	37.91	172.16	205.76	673.89

3. The above is an extract of the detailed format of quarterly financial results filed with the Stock Exchanges under Regulation 33 of the SEBI (Listing Obligations and Disclosure Requirements) Regulations, 2015. The full format of the quarterly and year ended financial results are available on the Stock Exchange(s) websites at www.bseindia.com and www.nseindia.com and on the Company's website www.antony-waste.com.

For and on behalf of the Board of Directors
Antony Waste Handling Cell Limited
Jose Jacob Kallarakal
Chairman and Managing Director
DIN:00549994




Place : Thane
Date : 8 August 2024



Scan code to View Results

50 years of market wisdom, not market whispers.





MAITHON POWER LIMITED

(Contracts Department)
Maithon Power Ltd, Village: Dambhui, PO Barbindia, PIN-828205, District-Dhanbad
CORRIGENDUM

Maithon Power Limited has invited expression of interest from eligible vendors for the - **PROCUREMENT OF 55 NOS. OF NEW ETHERNET SWITCHES & MODULE, MAKE-CISCO AT 525 X 2 MW MAITHON** vide advertisement on 12th July 2024. Notice is hereby given to interested parties for an amendment to our Notice inviting Expression of Interest for the above-mentioned Package. Interested parties may visit Tender section of our website (URL: <https://www.tatapower.com/tender/tenderlist.aspx>) for downloading the same. Eligible parties willing to participate may submit their expression of interest along with the tender fee for issue of bid document latest by 18th Aug 2024. Parties who have already submitted their expression of interest need not re-apply.

BS Marketing Initiative

Lord's Mark Industries Emerges as Top Contender In UP Govt Solar Project

#HameshaAapkeSaath

Lord's Mark Industries Secures 50 MW Capacity in UPNEDA's Ambitious Solar Initiative

Earlier last month, the Government of Uttar Pradesh Floated Tender for their project of the New and Renewable Energy Development Agency (UPNEDA) to set up 500 MW of grid-connected rooftop solar projects on government/semi-government buildings and other institutions in Uttar Pradesh under the RESCO model on a net metering basis.


In this tender, Lord's Mark Industries emerged as the top contender, securing 50 MW of capacity at the rate of Rs 4.90 Per Unit. Lord's Mark Industries plan to install rooftop solar systems on all state government buildings in Uttar Pradesh by December 2025.

The Ministry issued guidelines for the comprehensive program, stating that the rooftops of all government buildings, including all of autonomous bodies and subordinate offices, will be equipped with solar panels to the maximum extent of technically feasible. Recently, UPNEDA floated tenders to install a cumulative capacity of 500 MW on-grid rooftop solar systems for captive use on government buildings.


Lord's Mark Industries Limited succeeded in securing 50 MW tender, thus signifies a major milestone in its journey towards advancing renewable energy in India. Their commitment to leveraging indigenous solar modules and cells that adhere to the Approved List of Models and Manufacturers of Solar Photovoltaic Modules (Compulsory Registration Requirement) Order 2019 underscores their dedication to quality and compliance with national standards.

This initiative not only promises to contribute significantly to Uttar Pradesh's renewable energy targets but also sets a benchmark for other states to follow. With the installation of rooftop solar systems across government buildings, the project aims to provide sustainable and cost-effective energy solutions, aligning with India's broader vision of a green and self-reliant energy future.


Lord's Mark Industries is preparing for its upcoming BSE listing this would enhance company's growth and market presence. Thus, providing greater access to capital, enabling further expansion and investment in innovative projects across its diverse sectors. As the merger process advances, stakeholders are eagerly anticipating this significant milestone.




Brighter Future Begins Here



hamesha aapke saath!





GREAVES COTTON LIMITED

Q1 FY2025 Earnings Presentation


EXTRACT OF UNAUDITED STANDALONE AND CONSOLIDATED FINANCIAL RESULTS FOR THE QUARTER ENDED JUNE 30, 2024

(₹ in Crore)

Sr. No.	Particulars	Standalone			Consolidated		
		Quarter Ended		Year Ended	Quarter Ended		Year Ended
		30.06.2024 Unaudited	30.06.2023 Unaudited	31.03.2024 Audited	30.06.2024 Unaudited	30.06.2023 Unaudited	31.03.2024 Audited
1.	Total Income from Operations	456.50	405.65	1,816.88	656.66	590.10	2,697.95
2.	Net Profit / (Loss) for the period (before tax & exceptional items)	49.29	44.54	227.02	15.26	(11.34)	61.73
3.	Net Profit / (Loss) for the period before tax (after exceptional items)	49.29	45.47	365.72	15.26	(10.41)	(273.10)
4.	Net Profit / (Loss) for the period after tax	36.55	33.79	284.36	(0.16)	(24.93)	(367.27)
5.	Total Comprehensive Income for the period [Comprising Profit/(Loss) for the period (after tax) and Other Comprehensive Income (after tax)]	36.13	34.04	284.19	(0.44)	(24.63)	(367.87)
6.	Equity Share Capital	46.50	46.40	46.40	46.50	46.40	46.40
7.	Other Equity			1,267.70			1,393.83
8.	Earning Per Share (₹)						
	- Basic	1.57	1.46	12.26	0.44	(0.22)	(5.83)
	- Diluted	1.56	1.45	12.18	0.44	(0.22)	(5.83)

NOTE: The above is an extract of the detailed format of Quarterly Financial Results filed with the Stock Exchanges under Regulation 33 of the SEBI (Listing Obligations and Disclosure Requirements) Regulations, 2015. The full format of the Quarterly Financial Results are available on the Stock Exchanges' websites viz www.bseindia.com and www.nseindia.com. The same is also available on the Company's website viz www.greaves cotton.com.

For GREAVES COTTON LIMITED
Dr. Arup Basu
Managing Director
(DIN : 02325890)



GREAVES COTTON LIMITED

Corporate Identity Number: L99999MH1922PLC000987
Registered Office: J-2, MIDC Industrial Area, Chikalthana, Aurangabad - 431210. Telephone : +91 0240 2479384
Corporate Office: Unit No. 1A, 5th Floor, Tower 3, Equinox Business Park, LBS Marg, Kurli (W), Mumbai - 400 070. Telephone : +91-22 4171 1700
E-mail: investorservices@greaves cotton.com
Website: www.greaves cotton.com

भाडे थकविणाऱ्या विकासकांना एसआरएचा लगाम

भाडे थकविल्यास दुसऱ्या
योजनेला मंजुरी नाही;
प्राधिकरणाचा निर्णय

मुंबई : झोपडपट्टी पुनर्वसन योजना राबवितांना भाडे थकविणाऱ्या विकासकांविरुद्ध एसआरएने थेट विकासकच बदलण्याची कारवाई सुरू केली आहे. भाडे थकविणाऱ्या विकासकांना लगाम घालण्याचा निर्णय प्राधिकरणाने घेतला असून अशा विकासकांना यापुढे दुसरी एसआरए योजना मंजूर न देण्याचा निर्णय प्राधिकरणाने घेतला आहे.

झोपडपट्टी पुनर्वसन योजना राबवितांना अनेकदा विकासक झोपडीधारकांचे भाडे थकवतात. अशा झोपडपट्टी पुनर्वसन प्राधिकरणामार्फत मुंबईतील झोपडीधारकांना पक्की घरे देण्याकरिता पुनर्वसन योजना राबविण्यात येते. सदर योजनेतील इमारतीचे बांधकाम करत असताना योजनेतील पात्र झोपडीधारकांना विकासकाकडून झोपडी निष्कासन केल्यावर भाडे देणे बंधनकारक आहे. मात्र, झोपडी तोडल्यानंतर सुरुवातीला विकासक भाडे देतो. मात्र नंतर विकासक भाडे देणे बंद करतो. त्यामुळे प्राधिकरणाने भाडे वसुलीबाबत मोहीम सुरू केली आहे. त्यानुसार भाडे वसूल करण्यासाठी विभागनिहाय २५ नोडल ऑफिसर यांची नियुक्ती



७०० कोटीहून अधिक भाडे जमा;
भाड्याचे वाटप प्राधिकरणामार्फत

झोपडपट्टी पुनर्वसन प्राधिकरणाने भाडेबाबतच्या तक्रारी कमी करण्यासाठी उपाययोजना केल्या आहेत. त्यानुसार विकासकाने नवीन योजना स्वीकारताना २ वर्षांचे आगाऊ भाडेबाबतचा धनाकर्ष (डीडी) व तिसऱ्या वर्षाचा पुढील दिनांकाचा धनादेश (पीडीसी) प्राधिकरणामध्ये जमा करणे बंधनकारक केले आहे. त्यानुसार विकासकाने योजनेतील झोपडीधारकांना परस्पर तसेच प्राधिकरणाकडे शकीत व आगाऊ भाडेपोटी माहे-जुलै २०२४ अखेर ७०० कोटीहून अधिक भाडे जमा केले आहे. या माध्यमातून झोपडीधारकांना भाड्याचे वाटप प्राधिकरणामार्फत सुरू झाले आहे.

करण्यात आली आहे. झोपडीधारकांच्या भाडेबाबतच्या तक्रारी ऑनलाईन स्वरूपात स्विकारण्यास प्राधिकरणाने सुरुवात केली आहे. त्यासाठी प्राधिकरणाने sra.gov.in या वेबसाइटवर सदरची प्रणाली सुरू केली आहे. तसेच योजनेतील थकीत भाडेबाबतचा आढावा घेणेसाठी प्राधिकरणाने शासनाच्या नामातलिकेवरील प्रमाणित लेखापरिक्षक यांना प्राधिकृत करण्यात आले असून त्यांच्यामार्फत प्रत्यक्ष संस्थेस भेट देऊन थकीत भाडेबाबतचा आढावा घेण्यात येत आहे.

आमदार नितेश राणे यांच्याविरुद्ध अजामीन पात्र वॉरंट

मुंबई : शिवसेना नेते, खासदार संजय राऊत यांच्याबाबत बदनामीकारक विधान करणाऱ्या भाजप आमदार नितेश नारायण राणे यांना माझगाव न्यायालयाने मोठा दणका दिला आहे. संजय राऊत यांनी दाखल केलेल्या अन्ननुकसानीच्या खटल्यात प्रथम वर्ग न्यायदंडाधिकारी आरती कुलकर्णी यांनी न्यायालयाने नितेश राणे यांच्याविरुद्ध अजामीनपात्र वॉरंट जारी करत १७ ऑक्टोबरला न्यायालयाने हजर राहण्याचे निर्देश दिले.

महानगर टेलिफोन निगम लिमिटेड

टेलिफोन हाऊस, एमटीएनएल मार्ग, दादर (प), मुंबई - ४०० ०२८.

138 वी टेलिफोन अदालत सप्टेंबर २०२४ च्या शेवटच्या आठवड्यात

या टेलिफोन अदालतमध्ये म.टे.नि.लि. लॅंडलाइन/इंटरनेट/ब्रॉडबैंड/डॉक्ट्रिन/ट्रम्प च्या तक्रारीबाबत विचार केला जाईल.

टेलिफोन सेवा संबंधी.
टेलिफोन कनेक्शन, स्थानांतरण, डाटा सॅक्रिट, ब्रॉडबैंड किंवा इतर सेवा प्राप्त करून घेण्यात होणारा विलंब, असुविधा;
बिलासंबंधी तक्रारी, ज्यांचा निर्णय आधीच कळविलेला आहे. परंतु ग्राहकांना तो समाधानकारक वाटत नाही.

आपणांस आपली तक्रार या अदालतमध्ये मांडावयाची असल्यास कृपया पत्र व लिफाफ्यावर "138 वी टेलिफोन अदालत" असे स्पष्टपणे नमूद करावे आणि खालील पत्त्यावर दिनांक २०.०८.२०२४ रोजी किंवा त्यापूर्वी पाठवावे.

उप महाप्रबंधक (प्रचालन नियोजन)
महानगर टेलिफोन निगम लिमिटेड,
मुंबई टेलिफोन हाऊस, 10 वा मजला, प्रभादेवी,
दादर (प), मुंबई 400 028

नोट - टेलिफोन अदालत फक्त विभागीय महाव्यवस्थापकांमार्फत भरविल्या जाताना.

मुंबईचे संपूर्ण टेलिकॉम सेवा प्रदानकर्ता

REDEVELOPMENT TENDER NOTICE

Sealed bids are invited from Reputed Builders / Developers for the Proposed Redevelopment under Reg 33(19) of DCPR 2034, New Diamond Industrial Premises CSL 303/308, Off. Aarey Road, Vishweshwar Nagar, Goregaon East, Mumbai - 400063

PROJECT DETAILS

• Gross Plot area 1560.21 sq. Mtrs. As per BMC plan
• As per Physical survey 1042 Sq. Mtrs.
• Existing Members area 940.63 Sq. Mtrs. Approximately
• No of Units 34
• Plot is bearing CTS No. 67/A/1/1 of Dindoshi.
• I3 Zone - Conversation from I3 to C

LOCATION HIGHLIGHT

The property is located near Aarey Metro Station.

COLLECTION OF DOCUMENTS

Interested Bidders can collect the Tender Documents from PMC's office from **01.09.2024** onwards between 11a.m. to 6p.m. (Monday to Saturday).

Tender cost **Rs.11,800** (Non-Refundable) to be paid by Cash, DD or Pay order in favour of "TOUGHCONS NIRMAN PVT. LTD.." with request letter on Developer's Letter head.

Last date of submission of Tender- **01.30.08.2024**

PMC

TOUGHCONS
NIRMAN PVT. LTD.

1st Floor, Bhagwat Niwas, Naik Wadi, Opp. Vishwa Kripa Hospital, Goregaon East, Mumbai 400063.
+91 93721 95663
Email: tender.tnpl@gmail.com

Society reserves all rights to accept/ reject any / all offer(s) without assigning any reason whatsoever



LIFE INSURANCE CORPORATION OF INDIA
Central Office: Yogakshema, Jeevan Bima Marg, Mumbai - 400021
(IRDAI Reg. No. 512 dated 01.01.2001)

CONSOLIDATED FINANCIAL RESULTS FOR THE QUARTER ENDED 30TH JUNE, 2024 (IN RESPECT OF TOTAL BUSINESS)

₹ in Crore

Sr. No.	Particulars	Three months ended as at			Year Ended as at
		30-Jun-24 UNAUDITED	31-Mar-24 AUDITED	30-Jun-23 UNAUDITED	31-Mar-24 AUDITED
1	Premium Income (Gross) ¹	114360.99	153,018.97	98,915.72	477,521.05
2	Net Profit / (Loss) for the period (before Tax, Exceptional and / or Extraordinary items)	10,551.40	13,664.43	9,733.56	41,056.60
3	Net Profit / (Loss) for the period before tax (after Exceptional and / or Extraordinary items) ²	10,551.40	13,664.43	9,733.56	41,056.60
4	Net Profit / (Loss) for the period after tax (after Exceptional and / or Extraordinary items)	10,544.33	13,781.59	9,634.99	40,915.85
5	Equity Share Capital (Paid-up)	6,325.00	6,325.00	6,325.00	6,325.00
6	Reserves (excluding Revaluation Reserve and fair value change account)	87,150.92	76,612.06	49,723.13	76,612.06
7	Earnings Per Share (Face value of Rs.10 each)				
	1. Basic: (in Rs.) (not annualised for three months)	16.67	21.79	15.23	64.69
	2. Diluted: (in Rs.) (not annualised for three months)	16.67	21.79	15.23	64.69

Key number of Standalone financial Results for the quarter ended 30th June 2024 are as under

₹ in Crore

Sr. No.	Particulars	Three months ended as at			Year Ended as at
		30-Jun-24 UNAUDITED	31-Mar-24 AUDITED	30-Jun-23 UNAUDITED	31-Mar-24 AUDITED
1	Premium Income (Gross) ¹	113,900.24	152,542.71	98,509.45	475,751.92
2	Profit before tax	10,461.05	13,638.22	9,634.64	40,787.21
3	Profit after tax	10,461.05	13,762.64	9,543.71	40,675.79

Notes:

- Premium income is gross of reinsurance and net of Goods & Service Tax.
- Net Profit / (Loss) before tax, for the period is Profit before tax as appearing in Profit and Loss Account (Shareholders' account).
- The above figures is an extract of the detailed format of Quarterly/ Annual Financial Results filed with the Stock Exchanges under Regulation 33 of the SEBI (Listing Obligation and other Disclosure Requirements) Regulations, 2015. The full format of the Quarterly/ Annual Financial Results are available on the Stock Exchange websites (www.nseindia.com and www.bseindia.com) and the Corporation's website (www.lifcindia.in).
- The figures for the quarter ended 31.03.2024 as reported in these financial results are the balancing figures between audited figures in respect of full financial year and published unaudited year-to-date figures upto the end of third quarter of the relevant financial year.
- The New Indian Accounting Standards (Ind AS) are currently not applicable to insurance industry in India.

For and on behalf of the Board of Directors

R. Doraiswamy
Managing Director
(DIN: 10358884)

Place:- Mumbai
Date:- 08.08.2024

A Strong Foundation lays the road for a Brighter Future



AUM - ₹ 21,726 Cr.

NET PROFIT AFTER TAX (Q1 FY 25) - ₹ 200 Cr.

LIVE ACCOUNTS - 274,000+

PRESENCE ACROSS - 547 Branches & Offices 21 States & UTs

Toll Free - 1800 3004 2020 | www.aadharhousing.com

CONSOLIDATED STATEMENT OF FINANCIAL RESULTS FOR THE QUARTER ENDED JUNE 30, 2024

(Rs. in Lakh)

Sr. No.	PARTICULARS	For the quarter ended June 30, 2024	For the quarter ended June 30, 2023	For the year ended March 31, 2024
		Unaudited	Unaudited	Audited
1	Total Revenue from Operations	71,314	59,342	2,58,681
2	Net Profit / (Loss) for the period (before Tax, Exceptional and/or Extraordinary items)	25,724	18,740	95,959
3	Net Profit / (Loss) for the period before tax (after Exceptional and/or Extraordinary items)	25,724	18,740	95,959
4	Net Profit / (Loss) for the period after tax (after Exceptional and/or Extraordinary items)	20,014	14,631	74,964
5	Total Comprehensive Income for the period [Comprising Profit/ (Loss) for the period (after tax) and Other Comprehensive Income (after tax)]	20,014	14,517	75,006
6	Paid up Equity Share Capital	42,652	39,476	39,476
7	Reserves (excluding Revaluation Reserve)	5,20,656	3,44,905	4,05,499
8	Securities Premium Account	2,28,551	1,33,700	1,33,700
9	Net worth	5,63,302	3,84,375	4,44,969
10	Paid up Debt Capital/ Outstanding Debt	14,01,907	12,27,208	13,95,962
11	Outstanding Redeemable Preference Shares	NA	NA	NA
12	Debt Equity Ratio	2.49	3.19	3.14
13	Earnings Per Share (not annualised for three months ended periods)			
	1. Basic:	4.86	3.71	18.99
	2. Diluted:	4.66	3.60	18.35
14	Capital Redemption Reserve	NA	NA	NA
15	Debt Redemption Reserve	16,910	16,910	16,910
16	Debt Service Coverage Ratio	1.24	0.75	0.89
17	Interest Service Coverage Ratio	1.93	1.80	1.97
18	Total Debts to Total Assets (%)	70.18%	74.64%	73.64%
19	Net profit Margin (%)	28.06%	24.66%	28.98%
20	GNPA (%)	1.36%	1.49%	1.10%
21	NNPA (%)	0.87%	1.00%	0.65%
22	Provision Coverage Ratio (%)	36.13%	33.26%	41.27%
23	Capital Adequacy Ratio (CRAR) (%)	48.89%	42.26%	38.46%

Notes:

- The above is an extract of the detailed format of quarterly results filed with the Stock Exchanges under Regulation 33 and 52 of the Listing Regulations. The full format of the quarterly financial results are available on the websites of the Stock Exchanges www.bseindia.com and www.nseindia.com and the Aadhar Housing Finance Limited www.aadharhousing.com
- For the other line items referred in regulation 52 (4) of the Listing Regulations, pertinent disclosures have been made to the Stock Exchange BSE Limited and can be accessed on www.bseindia.com
- Current ratio, Long term debt to working capital ratio, Bad debts to account receivable ratio, Current liability ratio, Debtors turnover, Inventory turnover and Operating margin (%) are not applicable.
- Key standalone financial information :

Sr. No.	PARTICULARS	For the quarter ended June 30, 2024	For the quarter ended June 30, 2023	For the year ended March 31, 2024
		Unaudited	Unaudited	Audited
1	Total Revenue from Operations	69,678	57,801	2,52,353
2	Profit before tax & exceptional items	25,722	18,736	95,923
3	Profit before tax	25,722	18,736	95,923
4	Profit after tax	20,008	14,628	74,851

e) Previous period/year figures have been regrouped / re-classified wherever necessary in line with the financial results for the quarter ended June 30, 2024.

For and on behalf of the Board of Directors of
Aadhar Housing Finance Limited

Sd/-
Rishi Anand
Managing Director & CEO
DIN 02303503

Place : Mumbai
Date : August 07, 2024

Aadhar Housing Finance Ltd., CIN: L66010KA1990PLC011409, Registered Office: No. 3, JVT Towers, 8th 'A' Main Road, Sampangiramanagar, Near Hudson Circle, Bengaluru-560 027 | Corporate Office: Unit No. 802, Natraj Rustomjee, Western Express Highway and M.V.Road, Andheri (East), Mumbai - 400069 | Tel. No.: 022 4168 9900 | Fax: 022 4168 9934 | Customer Care Toll Free: 1800 3004 2020 | E-mail: customercare@aadharhousing.com | Website: www.aadharhousing.com



Antony Waste Handling Cell Limited

CIN : L90001MH2001PLC130485
Registered Office: A-59, Road No. 10, Wagle Industrial Estate, Thane (West) - 400 604, Maharashtra, India



₹227 Cr.
Total Revenue from Operations

₹55 Cr.
EBITDA

₹26 Cr.
Profit Before Tax

Figures are for Q1FY25

EXTRACT OF UNAUDITED CONSOLIDATED FINANCIAL RESULTS FOR THE QUARTER ENDED 30 JUNE 2024

(₹ in lakhs except earnings per share data)

Sr. No.	Particulars	Quarter Ended		Year Ended	
		30 June 2024 (Unaudited)	31 March 2024 (Audited)	30 June 2023 (Unaudited)	31 March 2024 (Audited)
1	Total Income	23,285.51	21,753.39	22,656.14	89,643.88
2	Net Profit for the period (before Tax, Exceptional and/or Extraordinary items)	2,553.03	1,291.34	3,452.57	10,907.76
3	Net Profit for the period before tax (after Exceptional and/or Extraordinary items)	2,553.03	1,291.34	3,452.57	10,907.76
4	Net Profit for the period after tax (after Exceptional and/or Extraordinary items)	2,129.57	3,015.88	2,260.78	9,988.53
5	Other comprehensive income/ (loss) (net of tax)	(15.72)	(93.82)	10.60	(62.86)
6	Total Comprehensive Income for the period	2,113.85	2,922.06	2,271.38	9,925.67
7	Equity Share Capital	1,418.15	1,417.89	1,414.36	1,417.89
8	Other Equity (Excluding revaluation reserve as shown in the audited balance sheet as at 31 st March 2024)				55,950.66
9	Earnings Per Share (after extraordinary items)(Face value of ₹5 each)				
	Basic EPS	6.17	9.70	6.46	30.40
	Diluted EPS	6.17	9.69	6.46	30.39

(* Quarterly figures are not annualised)

Note : 1. The Unaudited Consolidated Financial Results ("financial results") have been prepared in accordance with the recognition and measurement principles of applicable Indian Accounting Standards ("Ind AS") as prescribed under Section 133 of the Companies Act, 2013 ("the Act") read with Companies (Indian Accounting Standards) Rules, 2015, as amended from time to time. The Audit Committee has reviewed these results and the Board of Directors have approved these financial results at their respective meetings held on 8 August, 2024.

2. Standalone information

Sr. No.	Particulars	Quarter Ended		Year Ended	
		30 June 2024 (Unaudited)	31 March 2024 (Audited)	30 June 2023 (Unaudited)	31 March 2024 (Audited)
1	Total Income	978.29	1,201.91	1,642.85	5,726.93
2	Profit Before Tax	35.41	21.11	190.08	559.09
3	Profit After Tax	26.92	153.62	197.29	629.91
4	Total Comprehensive Income for the period	37.91	172.16	205.76	673.89

3. The above is an extract of the detailed format of quarterly financial results filed with the Stock Exchanges under Regulation 33 of the SEBI (Listing Obligations and Disclosure Requirements) Regulations, 2015. The full format of the quarterly and year ended financial results are available on the Stock Exchange(s) websites at www.bseindia.com and www.nseindia.com and on the Company's website www.antony-waste.com.

For and on behalf of the Board of Directors
Antony Waste Handling Cell Limited

Jose Jacob Kallarackal
Chairman and Managing Director
DIN: 00549994



Place : Thane
Date : 8 August 2024



Scan code to
View Results

Save Earth... Save Nature