



Atul Ltd

Atul 396 020, Gujarat, India
legal@atul.co.in | www.atul.co.in
(+91 2632) 230000

April 28, 2025

The Manager
Listing Department
BSE Limited
Phiroze Jeejeebhoy Towers
Dalal Street
Mumbai 400 001
Through: BSE Listing portal
SCRIP CODE: 500027

The Manager
Listing Department
National Stock Exchange of India Limited
"Exchange Plaza" C – 1, Block G
Bandra Kurla Complex, Bandra (East)
Mumbai 400 051
Through: NEAPS
SYMBOL: ATUL

Dear Sir,

Sub: Disclosure under Regulation 47 of the Securities and Exchange Board of India (Listing Obligations and Disclosure Requirements) Regulations, 2015

Pursuant to Regulation 47 of the Securities and Exchange Board of India (Listing Obligations and Disclosure Requirements) Regulations, 2015, please find enclosed a newspaper extract of the audited standalone and consolidated financial results of the Company for the year ended March 31, 2025, the same was taken on record by the Board of Directors of the Company in the Board meeting held on Friday, April 25, 2025 and published in the Economic Times (English Daily) and Jai Hind (Gujarati Daily) on April 26, 2025.

We request you to inform the members of the exchange accordingly.

Thank you,

Yours faithfully
For Atul Limited


Lalit Patni
Company Secretary and
Chief Compliance Officer

Encl: as above

Registered office: Atul House, G I Patel Marg, Ahmedabad 380 014, Gujarat, India
CIN: L99999GJ1975PLC002859




Lalbai Group



Atul Ltd

Registered office: Atul House, G | Patel Marg, Ahmedabad 380 014, Gujarat, India
 E-mail: shareholders@atul.co.in | Website: www.atul.co.in
 Telephone: (+91 79) 26461294 | 26463706
 Corporate identity number: L99999GJ1975PLC002859




Extract of financial results for the quarter | year ended on March 31, 2025
 (In terms of Regulation 47(1)(b) of the SEBI (Listing Obligations and Disclosure Requirements) Regulations, 2015)


(₹ cr)

No.	Particulars	Standalone					Consolidated				
		For the quarter ended on			For the year ended on		For the quarter ended on			For the year ended on	
		March 31, 2025	December 31, 2024	March 31, 2024	March 31, 2025	March 31, 2024	March 31, 2025	December 31, 2024	March 31, 2024	March 31, 2025	March 31, 2024
	Unaudited	Unaudited	Unaudited	Audited	Audited	Unaudited	Unaudited	Unaudited	Audited	Audited	
1.	Total income from operations	1,314.79	1,273.71	1,111.52	5,074.69	4,357.70	1,451.64	1,416.83	1,212.15	5,583.35	4,725.68
2.	Net profit for the period before tax	165.49	132.49	95.85	623.33	509.51	186.09	157.84	83.01	692.49	450.62
3.	Net profit for the period after tax	125.69	92.66	74.90	456.28	384.57	130.13	117.10	58.79	498.83	324.12
4.	Total comprehensive income for the period (comprising profit for the period (after tax) and other comprehensive income (after tax))	(69.40)	44.59	108.91	507.48	635.11	(62.47)	64.41	91.02	557.88	579.13
5.	Equity share capital	29.44	29.44	29.44	29.44	29.44	29.44	29.44	29.44	29.44	29.44
6.	Other equity				5,508.65	5,059.94				5,569.09	5,084.88
7.	Earnings per equity share of ₹10 each (not annualised, excluding year end)	42.69	31.47	25.40	154.98	130.41	42.97	36.93	19.81	164.37	109.54
	Basic earnings (₹)	42.69	31.47	25.40	154.98	130.41	42.97	36.93	19.81	164.37	109.54
	Diluted earnings (₹)	42.69	31.47	25.40	154.98	130.41	42.97	36.93	19.81	164.37	109.54

Note
 The above is an extract of the detailed format of results filed with the stock exchanges under Regulation 33 of the SEBI (Listing Obligations and Disclosure Requirements) Regulations, 2015. The details in prescribed format of the results are available on the websites of the stock exchanges (www.bseindia.com, www.nseindia.com) and the Company (www.atul.co.in).

Mumbai
April 25, 2025






Lalbhai Group

For Atul Ltd
 Sunil Lalbhai
 (DIN:0045590)
Chairman and Managing Director


Markets: Beating Volatility 7

11
12
13
14
15
16
17
18
19
20
21
22
23
24
25
26
27
28
29
30
31
32
33
34
35
36
37
38
39
40
41
42
43
44
45
46
47
48
49
50
51
52
53
54
55
56
57
58
59
60
61
62
63
64
65
66
67
68
69
70
71
72
73
74
75
76
77
78
79
80
81
82
83
84
85
86
87
88
89
90
91
92
93
94
95
96
97
98
99
100



Atul Ltd

Registered office: Atul House, G | Patel Marg, Ahmedabad 380 014, Gujarat, India
 E-mail: shareholders@atul.co.in | Website: www.atul.co.in
 Telephone: (+91 79) 26461294 | 26463706
 Corporate identity number: L99999GJ1975PLC002859




Extract of financial results for the quarter | year ended on March 31, 2025
 (In terms of Regulation 47(1)(b) of the SEBI (Listing Obligations and Disclosure Requirements) Regulations, 2015)


(₹ cr)

No.	Particulars	Standalone					Consolidated				
		For the quarter ended on			For the year ended on		For the quarter ended on			For the year ended on	
		March 31, 2025	December 31, 2024	March 31, 2024	March 31, 2025	March 31, 2024	March 31, 2025	December 31, 2024	March 31, 2024	March 31, 2025	March 31, 2024
	Unaudited	Unaudited	Unaudited	Audited	Audited	Unaudited	Unaudited	Unaudited	Audited	Audited	
1.	Total income from operations	1,314.79	1,273.71	1,111.52	5,074.69	4,357.70	1,451.64	1,416.83	1,212.15	5,583.35	4,725.68
2.	Net profit for the period before tax	165.49	132.49	95.85	623.33	509.51	186.09	157.84	83.01	692.49	450.62
3.	Net profit for the period after tax	125.69	92.66	74.90	456.28	384.57	130.13	117.10	58.79	498.83	324.12
4.	Total comprehensive income for the period (comprising profit for the period (after tax) and other comprehensive income (after tax))	(69.40)	44.59	108.91	507.48	635.11	(62.47)	64.41	91.02	557.88	579.13
5.	Equity share capital	29.44	29.44	29.44	29.44	29.44	29.44	29.44	29.44	29.44	29.44
6.	Other equity				5,508.65	5,059.94				5,569.09	5,084.88
7.	Earnings per equity share of ₹10 each (not annualised, excluding year end)	42.69	31.47	25.40	154.98	130.41	42.97	36.93	19.81	164.37	109.54
	Basic earnings (₹)	42.69	31.47	25.40	154.98	130.41	42.97	36.93	19.81	164.37	109.54
	Diluted earnings (₹)	42.69	31.47	25.40	154.98	130.41	42.97	36.93	19.81	164.37	109.54

Note
 The above is an extract of the detailed format of results filed with the stock exchanges under Regulation 33 of the SEBI (Listing Obligations and Disclosure Requirements) Regulations, 2015. The details in prescribed format of the results are available on the websites of the stock exchanges (www.bseindia.com, www.nseindia.com) and the Company (www.atul.co.in).

Mumbai
April 25, 2025





Lalbhai Group

For Atul Ltd
 Sunil Lalbhai
 (DIN:0045590)
Chairman and Managing Director



Atul Ltd

Registered office: Atul House, G I Patel Marg, Ahmedabad 380 014, Gujarat, India
 E-mail: shareholders@atul.co.in | Website: www.atul.co.in
 Telephone: (+91 79) 26461294 | 26463706
 Corporate identity number: L99999GJ1975PLC002859

Extract of financial results for the quarter | year ended on March 31, 2025
 [in terms of Regulation 47(1)(b) of the SEBI (Listing Obligations and Disclosure Requirements) Regulations, 2015]

(₹ cr)

No.	Particulars	Standalone					Consolidated				
		for the quarter ended on			for the year ended on		for the quarter ended on			for the year ended on	
		March 31, 2025	December 31, 2024	March 31, 2024	March 31, 2025	March 31, 2024	March 31, 2025	December 31, 2024	March 31, 2024	March 31, 2025	March 31, 2024
		Unaudited	Unaudited	Unaudited	Audited	Audited	Unaudited	Unaudited	Unaudited	Audited	Audited
1.	Total income from operations	1,314.79	1,273.71	1,111.52	5,074.89	4,357.70	1,451.64	1,416.83	1,212.15	5,583.35	4,725.68
2.	Net profit for the period before tax	165.49	132.49	95.85	623.33	509.51	186.09	157.84	83.01	692.49	450.62
3.	Net profit for the period after tax	125.69	92.66	74.90	456.28	384.57	130.13	117.10	59.79	498.83	324.12
4.	Total comprehensive income for the period [comprising profit for the period (after tax) and other comprehensive income (after tax)]	(69.40)	44.59	108.91	507.48	636.11	(62.47)	64.41	91.02	557.88	579.13
5.	Equity share capital	29.44	29.44	29.44	29.44	29.44	29.44	29.44	29.44	29.44	29.44
6.	Other equity				5,508.65	5,099.94				5,569.09	5,084.88
7.	Earnings per equity share of ₹10 each (not annualised, excluding year end)										
	Basic earnings (₹)	42.69	31.47	25.40	154.98	130.41	42.97	36.93	19.81	164.37	109.54
	Diluted earnings (₹)	42.69	31.47	25.40	154.98	130.41	42.97	36.93	19.81	164.37	109.54

Note

The above is an extract of the detailed format of results filed with the stock exchanges under Regulation 23 of the SEBI (Listing Obligations and Disclosure Requirements) Regulations, 2015. The details in prescribed format of the results are available on the websites of the stock exchanges (www.bseindia.com, www.cseindia.com) and the Company (www.atul.co.in).

Mumbai
 April 25, 2025



For Atul Ltd
 Smt. Lalbhai
 (DIN: 00846590)
 Chairman and Managing Director

