



ATLANTAA LIMITED

(Formerly Known as Altanta Limited)
An ISO 9001:2015 Company

501, Supreme Chambers, Off Veera Desai Road,
Andheri (West), Mumbai – 400 053.

Phone : +91-22-69891144 (10 Lines)

E-Mail : mail@atlantaalimited.in | Website : www.atlantaalimited.com

CIN : L64200MH1984PLC031852

November 14, 2025.

To,
Corporate Service Department
The Bombay Stock Exchange limited
P. J. Towers, 1st Floor,
Dalal Street,
Mumbai 400 001
Scrip Code: 532759

To,
Corporate Service Department
National Stock Exchange of India Ltd.
Exchange Plaza,
Bandra-Kurla Complex,
Bandra (E)
Mumbai - 400 051.
Trading Symbol: ATLANTAA

Dear Sir(s)/ Madam,

Subject: Outcome of Board Meeting held on 14th November, 2025.

In terms of Regulation 30 read with Regulation 33 and other applicable provisions of the Securities and Exchange Board of India (SEBI) (Listing Obligations and Disclosure Requirements) Regulations, 2015 (SEBI Listing Regulations), we wish to inform you that the Board of Directors of the Company in their Meeting held today, have inter alia, considered and unanimously approved following resolutions-

Sr No	Resolutions
1	To consider, review and approve the Un-Audited financial result (standalone & Consolidated) of the company along with the Limited Review Report for the Quarter & Half year ended September 30, 2025, pursuant to regulation 33 of SEBI (Listing obligations and disclosure requirements) regulations, 2015.

Kindly note that the meeting of the Board of Directors commenced at **3.15 P.M.** and concluded at **06.00 P.M.** Further details will be shared in due course. The same may please be taken on record.

Thanking You,

Yours faithfully

FOR ATLANTAA LIMITED

MR. PRATHMESH GAONKAR

COMPANY SECRETARY & COMPLIANCE OFFICER



STATEMENT OF STANDALONE & CONSOLIDATED UNAUDITED FINANCIAL RESULTS FOR THE QUARTER & HALF YEAR ENDED ON SEPTEMBER 30, 2025

(Rs. In Lakhs)

Sr.	Particulars	Standalone						Consolidated					
		Quarter ended			Half year ended		Year ended	Quarter ended			Half year ended		
		30-Sep-25 (Unaudited)	30-Jun-25 (Unaudited)	30-Sep-24 (Unaudited)	30-Sep-25 (Unaudited)	30-Sep-24 (Unaudited)	31-Mar-25 (Audited)	30-Sep-25 (Unaudited)	30-Jun-25 (Unaudited)	30-Sep-24 (Unaudited)	30-Sep-25 (Unaudited)	30-Sep-24 (Unaudited)	31-Mar-25 (Audited)
1	Revenue												
	(a) Revenue from operations	115.26	334.85	102.75	450.11	214.83	2,949.44	1,211.27	1,454.23	1,343.25	2,665.50	2,884.68	6,809.91
	(b) Other Income	244.76	309.63	341.47	554.39	2,591.13	3,156.08	406.41	457.77	231.14	864.18	2,453.57	3,143.62
	Total revenue	360.02	644.48	444.23	1,004.50	2,805.97	6,105.52	1,617.68	1,912.00	1,574.39	3,529.68	5,338.25	9,953.53
2	Expenses												
	(a) Cost of materials consumed	78.92	199.65	69.03	278.58	155.75	470.19	232.59	284.51	335.27	517.09	703.66	1,728.96
	(b) Changes in inventories of finished goods work-in-progress and stock-in-trade	-	-	-	-	-	-	-	-	-	-	-	-
	(c) Employee benefits expense	142.14	125.44	103.90	267.58	349.63	631.63	163.62	144.31	125.14	307.93	389.44	750.34
	(d) Finance cost	3.73	9.51	11.63	13.24	31.40	44.34	246.71	278.88	(11.76)	525.59	84.76	382.94
	(e) Depreciation and amortisation expense	79.89	79.19	94.10	159.08	187.22	380.29	1,132.10	1,131.39	1,062.70	2,263.49	2,124.42	4,254.71
	(f) Other expenses (Refer note no.3)	2,385.56	158.36	213.87	2,543.92	322.95	707.47	2,451.96	225.46	252.19	2,677.41	436.10	1,056.89
	(g) Provision for Diminution in the value of Investment in subsidiaries	-	-	-	-	-	-	-	-	-	-	-	-
	Total expenses	2,690.25	572.15	492.53	3,262.40	1,046.95	2,233.92	4,226.97	2,064.55	1,763.54	6,291.52	3,738.39	8,173.83
3	Profit/ (Loss) from operations before tax (1-2)	(2,330.22)	72.32	(48.30)	(2,257.90)	1,759.02	3,871.59	(2,609.29)	(152.56)	(189.14)	(2,761.84)	1,599.86	1,779.70
4	Exceptional items												
	Exceptional income	-	-	-	-	-	-	-	-	-	-	-	-
	Exceptional expenses	-	-	-	-	-	-	-	-	-	-	-	-
5	Profit/(loss) before tax (3-4)	(2,330.22)	72.32	(48.30)	(2,257.90)	1,759.02	3,871.59	(2,609.29)	(152.56)	(189.14)	(2,761.84)	1,599.86	1,779.70
6	Tax expenses												
	(a) Current tax	-	-	(70.00)	-	380.00	-	-	-	(70.00)	-	380.00	-
	(b) Deferred tax	(527.60)	18.48	50.39	(509.13)	60.39	(2,477.47)	(527.60)	18.48	50.39	(509.13)	60.39	(2,477.47)
	(c) Reversal of Mat Credit	-	-	-	-	-	-	-	-	-	-	-	-
	(d) Prior period tax	-	-	-	-	-	-	-	-	-	-	-	-
	Total tax expenses	(527.60)	18.48	(19.61)	(509.13)	440.39	(2,477.47)	(527.60)	18.48	(19.61)	(509.13)	440.39	(2,477.47)
7	Profit/ (Loss) for the period (5-6)	(1,802.62)	53.85	(28.69)	(1,748.77)	1,318.63	6,349.07	(2,081.68)	(171.03)	(169.53)	(2,252.71)	1,159.47	4,257.17
8	Other comprehensive income/(Loss), net of income tax												
	(i) Items that will not be reclassified to profit or loss	-	-	-	-	-	(8.17)	-	-	-	-	-	(8.17)
	Total other comprehensive income/(Loss)	-	-	-	-	-	(8.17)	-	-	-	-	-	(8.17)
9	Total comprehensive income/(loss) for the period (7-8)	(1,802.62)	53.85	(28.69)	(1,748.77)	1,318.63	6,340.90	(2,081.68)	(171.03)	(169.53)	(2,252.71)	1,159.47	4,249.00
10	Attributable to Non-controlling interests												
		-	-	-	-	-	-	(0.25)	0.01	(0.15)	(0.24)	(0.12)	(2.40)
11	Total comprehensive income/(loss) for the period (9-10)	(1,802.62)	53.85	(28.69)	(1,748.77)	1,318.63	6,340.90	(2,081.43)	(171.04)	(169.38)	(2,252.47)	1,159.59	4,251.40
12	Paid-up equity share capital (Face value Rs. 2/- per share)	1,630.00	1,630.00	1,630.00	1,630.00	1,630.00	1,630.00	1,630.00	1,630.00	1,630.00	1,630.00	1,630.00	1,630.00
13	Earnings per equity share (Face value Rs. 2/- per share)												
	(1) Basic (in Rs.)	(2.21)	0.07	(0.04)	(2.15)	1.62	7.79	(2.55)	(0.21)	(0.21)	(2.76)	1.42	5.22
	(2) Diluted (in Rs.)	(2.21)	0.07	(0.04)	(2.15)	1.62	7.79	(2.55)	(0.21)	(0.21)	(2.76)	1.42	5.22




ATLANTAA LIMITED

Regd Office: 501, Supreme Chambers, Veera Desai Road, Andheri (West), Mumbai - 400 053, INDIA.Tel.: +91-22-69891144, Email: mail@atlantaalimited.in, Website: www.atlantaalimited.in
Corporate Identification Number: L64200MH1984PLC031852

Statement of Standalone & consolidated Audited Assets and Liabilities as at September 30, 2025

(Rs. in Lakhs)

Particulars	Standalone		Consolidated	
	As at September 30,2025	As at March 31, 2025	As at September 30,2025	As at March 31, 2025
	Unaudited	Audited	Unaudited	Audited
ASSETS				
Non-Current Assets				
Property, plant and equipment	974.26	873.46	1,043.09	942.92
Right of use property	22.60	45.21	22.60	45.21
Other intangible assets	-	-	3,528.50	5,647.94
Capital work-in-progress	-	-	-	-
Investment property	2,200.96	2,210.79	2,200.96	2,210.79
Financial Assets				
Investments	33.14	33.09	39.14	39.09
Trade receivables	2,674.92	2,657.89	9,820.35	9,820.35
Others financial assets	7,070.61	7,847.62	2,095.16	1,580.33
Deferred tax assets	3,079.34	2,570.21	3,079.34	2,570.21
Income Tax asset (net)	539.92	465.32	598.95	483.47
Other non-current assets	33.67	46.30	33.67	46.30
Sub total - Non-Current assets	16,629.42	16,749.88	22,461.75	23,386.60
Current assets				
Inventories	10,100.45	9,070.40	10,100.45	9,070.40
Financial assets				
Trade receivables	1,337.83	3,196.60	5,456.97	6,352.09
Cash and cash equivalents	22.84	213.07	143.77	2,622.28
Bank balances other than (ii) above	3,472.09	4,050.05	13,738.09	14,815.13
Loans	-	-	-	-
Other financial assets	20.18	23.77	31.89	40.51
Other current assets	1,176.81	970.79	1,144.98	935.30
Sub total - Current assets	16,130.21	17,524.69	30,616.15	33,835.71
TOTAL ASSETS	32,759.63	34,274.57	53,077.90	57,222.31
EQUITY AND LIABILITIES				
Equity				
Equity share capital	1,630.00	1,630.00	1,630.00	1,630.00
Other equity	30,094.49	31,843.26	17,627.31	19,406.40
Non -Controlling Interest	-	-	165.16	165.40
Total Equity	31,724.49	33,473.26	19,422.46	21,201.80
LIABILITIES				
Non-current liabilities				
Financial liabilities				
Borrowings	-	-	8,030.00	8,041.88
Lease liability	-	-	-	-
Trade payables	-	-	-	-
Other financial liabilities	11.32	11.32	818.56	1,020.67
Provisions	22.48	22.48	2,270.56	2,819.55
Deferred tax liabilities (net)	-	-	-	-
Sub total Non-current liabilities	33.79	33.80	11,119.13	11,882.11
Current liabilities				
Financial liabilities				
Borrowings	-	-	21,479.06	23,314.03
Lease liability	21.24	67.79	21.24	67.79
Trade payables:				
Due to micro enterprises and small enterprises	22.43	24.12	34.20	39.90
Due to others	484.66	348.61	496.82	357.93
Other financial liabilities	-	-	6.54	6.54
Employee benefit obligation	25.52	23.75	25.52	23.75
Other current liabilities	285.37	141.12	310.82	166.35
Current tax liabilities (net)	-	-	-	-
Provisions	162.12	162.12	162.12	162.12
Sub total Current liabilities	1,001.34	767.51	22,536.32	24,138.41
TOTAL EQUITY AND LIABILITIES	32,759.63	34,274.57	53,077.90	57,222.31



Atlantaa Limited (formerly known as Atlanta Limited)
Statement of standalone Cash Flows for the period ended September 30, 2025

(Rs.in Lakhs)

Sl.No.	Particulars	September 30, 2025	September 30, 2024
A.	CASH FLOW FROM OPERATING ACTIVITIES		
	Net Profit before Tax	(2,257.90)	1,759.02
	<u>Non cash adjustments to reconcile profit before tax to net cash flows :</u>		
	Depreciation and amortization	159.08	187.22
	Interest and other finance charges	13.24	31.40
	Interest income	(508.72)	(646.34)
	Profit/(-) Loss on disposal of property, plant and equipment's (net)	-	(4.27)
	OPERATING PROFIT BEFORE WORKING CAPITAL CHANGES	(2,594.29)	1,327.02
	<u>Movements in working capital :</u>		
	(Increase)/decrease in current trade receivables	1,858.77	7,290.02
	(Increase)/decrease in non current trade receivables	(17.04)	107.72
	(Increase)/decrease in non current lease liability	-	(41.56)
	(Increase)/decrease in long term financial liability	(0.00)	(7.11)
	(Increase)/decrease in inventories	(1,030.06)	(970.38)
	(Increase)/decrease in other non current assets	12.63	(378.24)
	(Increase)/decrease in other financial non current assets	777.02	(12.56)
	(Increase)/decrease in other financial current assets	3.59	(110.00)
	(Increase)/decrease in other current assets	(206.02)	(184.70)
	Increase/(decrease) in trade payables	134.36	(68.54)
	(Increase)/decrease in current lease liability	(46.55)	-
	Increase/(decrease) in other current liabilities	144.25	(38.31)
	Employee benefit obligation	1.77	12.80
	CASH GENERATED FROM OPERATIONS	(961.57)	6,926.17
	Direct taxes paid (net of refunds)	(74.61)	(60.41)
	NET CASH FROM OPERATING ACTIVITIES	(1,036.18)	6,865.76
B.	CASH FLOW FROM INVESTING ACTIVITIES		
	Purchase of property, plant and equipment's	(227.44)	(97.98)
	Proceeds from disposal of property, plant and equipment's	-	9.62
	Purchase of investment	(0.05)	(9.47)
	Interest income	508.72	646.34
	Proceeds / (Investment) in fixed deposits	577.96	(6,070.09)
	NET CASH FROM INVESTING ACTIVITIES	859.18	(5,521.58)
C.	CASH FROM FINANCING ACTIVITIES		
	Proceeds/(payment) of share allotment/application money		
	Proceeds/(payment) of long term borrowings	-	(1,373.93)
	Interest and other finance charges	(13.24)	(31.40)
	NET CASH FROM FINANCING ACTIVITIES	(13.24)	(1,405.33)
	Net increase/(decrease) in cash & cash equivalents	(190.23)	(61.15)
	Cash & cash equivalents at start of the year	213.07	150.33
	Cash & cash equivalents at close of the year	22.84	89.18
	Components of cash and bank balances		
	Reconciliation of cash and cash equivalents with the balance sheet:		
	Cash on hand	7.11	5.35
	In current account with deposit	15.72	83.84
	Total cash and cash equivalents	22.84	89.18

The above cash flow statement has been prepared under the "Indirect Method" as set out in the Indian Accounting Standard (Ind) AS -7) "Statement of Cash Flow"

The company has regrouped, reclassified & rearranged the previous period figures wherever necessary to confirm the current year's presentation.

The accompanying notes are an integral part of these financial statements.




Atlantaa Limited (formerly known as Atlanta Limited)
CONSOLIDATED CASH FLOW STATEMENT FOR THE YERA ENDED ON SEPTEMBER 30,2025

(Amount in Lakhs)

Sl.No.	Particulars	September 30, 2025	September 30, 2024
A. CASH FLOW FROM OPERATING ACTIVITIES			
	Net Profit/(Loss) before Tax	(2,761.84)	1,599.86
	<u>Non cash adjustments to reconcile profit before tax to net cash flows :</u>		
	Depreciation and amortization	2,263.49	2,124.42
	Interest and other finance charges	525.59	84.76
	Interest income	(616.37)	(306.56)
	Profit/(-) Loss on disposal of property, plant and equipment's (net)	-	(4.27)
	Finance income against Corporate Grt.Obligation	(202.11)	(202.11)
	Provision written back	-	-
	OPERATING PROFIT BEFORE WORKING CAPITAL CHANGES	(791.24)	3,296.11
	<u>Movements in working capital :</u>		
	(Increase)/decrease in current trade receivables	895.12	7,284.90
	(Increase)/decrease in non current trade receivables	(120.14)	107.72
	(Increase)/decrease in non current lease liability	-	(41.56)
	(Increase)/decrease in Long term financial liability	(0.00)	(7.11)
	(Increase)/decrease in Inventories	(1,030.06)	(970.38)
	(Increase)/decrease in other non current assets	12.63	(6.02)
	(Increase)/decrease in other financial non current assets	(514.83)	(12.56)
	(Increase)/decrease in other financial current assets	8.62	(110.00)
	(Increase)/decrease in other current assets	(209.68)	(363.75)
	Increase/(decrease) in trade payables	133.18	22.48
	(Increase)/decrease in current lease liability	(46.55)	-
	Increase/(decrease) in other current liabilities	156.01	(616.55)
	Long Term Provisions	48.65	0.00
	Employee benefit obligation	1.77	12.80
	CASH GENERATED FROM OPERATIONS	(1,456.52)	8,596.07
	Direct taxes paid (net of refunds)	(115.48)	(60.95)
	NET CASH FROM OPERATING ACTIVITIES	(1,572.00)	8,535.12
B. CASH FLOW FROM INVESTING ACTIVITIES			
	Purchase/Sale of investment	(0.05)	(9.47)
	Purchase of property, plant and equipment's	(227.44)	(97.98)
	Interest income	616.37	306.56
	Proceeds from disposal of property, plant and equipment's	-	9.62
	Proceeds / (Investment) in fixed deposits	1,077.04	(6,070.09)
	NET CASH FROM INVESTING ACTIVITIES	1,465.92	(5,861.36)
C. CASH FROM FINANCING ACTIVITIES			
	Proceeds/(payment) of long term borrowings	(11.88)	(1,355.28)
	Proceeds/(payment) of short term borrowings	(1,834.97)	61.35
	Interest and other finance charges	(525.59)	(84.76)
	NET CASH FROM FINANCING ACTIVITIES	(2,372.44)	(1,378.69)
	Net increase/(decrease) in cash & cash equivalents	(2,478.51)	1,295.06
	Cash & cash equivalents at start of the year	2,622.28	1,008.46
	Cash & cash equivalents at close of the year	143.77	2,303.53
	Components of cash and bank balances		
	Reconciliation of cash and cash equivalents with the balance sheet:		
	Cash on hand	10.96	43.92
	In current account	132.81	2,259.61
	In Deposit account	-	-
	Total cash and cash equivalents	143.77	2,303.53

The above cash flow statement has been prepared under the "Indirect Method" as set out in the Indian Accounting Standard (Ind) AS -7) " Statement of Cash Flow"

The company has regrouped, reclassified & rearranged the previous period figures wherever necessary to confirm the current year's presentation.



Notes:

1. The above Results were reviewed by the Audit Committee and were thereafter approved by the Board of Directors at their respective meetings held on November 14, 2025. The statutory auditors of the Company have conducted a limited review of the Standalone and Consolidated results for the quarter and half year ended September 30, 2025.
2. This statement has been prepared in accordance with the Companies (Indian Accounting Standards) Rules, 2015 (Ind AS) prescribed under Section 133 of the Companies Act, 2013 and other recognized accounting practices and policies to the extent applicable.
3. During pendency of the appeal challenging the Arbitration Award in favour of the Company, the Company had furnished a Bank Guarantee to State of Uttar Pradesh, Public Works Department (Contracting authority) to avail withdrawal of 75% of the Decretal Amount. The Bank Guarantee was not renewed since 100% margin was stipulated by the Bank and hence, an amount of ₹21,79,54,638/- was paid to the contracting authority by the Company, in the quarter under review. Pending adjudication of the appeal, the Company has, on a prudent basis, charged the said amount as an expense for the quarter under review.
4. The figures for the quarter ended September 30,2025 as reported in these results are the balancing figures between unaudited figures in respect of the period ended June 30,2025 and the published year-to-date figures up to the end of the 1st quarter of the relevant financial year. Also, the figure up to the end of the 2nd quarter had only been reviewed and not subject to audit.
5. The Company operates in a single business and geographical segment which is contracting activities i.e. construction and development of Infrastructure in India. Accordingly, no separate disclosures of segment information have been made.
6. The figures for previous period have been regrouped wherever necessary to facilitate comparison.

Place: Mumbai
Date: November 14, 2025



For Atlantaa Limited


Rajhoo Bbarot
Chairman

SURESH C. MANIAR & CO.
CHARTERED ACCOUNTANTS

KAMLESH V. SHETH B.Com. (Hons),F.C.A.
26188532 (R) / 9820121952 (M)

MEHUL S. MANIAR B. Com. ACA, DISA
24156046 (R) / 9892089001 (M)

C/305, Eastern Court,
Parleshwar Road,
Opp. Vile Parle Station (East),
Vile Parle (East),
Mumbai – 400 057.
Email : scmcoca@gmail.com
scmcoca@rediffmail.com


Limited review report on unaudited quarterly and year to date results of Atlantaa Limited under Regulation 33 of the Securities and Exchange Board of India (Listing Obligations and Disclosure Requirements) Regulations, 2015.

To the Board of Directors
Atlantaa Limited

1. We have reviewed the accompanying Statement of unaudited financial results of Atlantaa Limited ('the Company') for the quarter ended September 30, 2025 and year to date results for the period from April 1, 2025 to September 30, 2025 ("the Statement") being submitted by the Company pursuant to the requirements of Regulation 33 of the SEBI (Listing Obligations and Disclosure Requirements, 2015, as amended ('Listing Regulations')).
2. This Statement, which is the responsibility of the Company's management and approved by the Board of Directors, has been prepared in accordance with the recognition and measurement principles laid down in Indian Accounting Standard 34 "Interim Financial Reporting" ("Ind AS 34"), prescribed under Section 133 of the Companies Act, 2013, and other accounting principles generally accepted in India and in compliance with Regulation 33 of the SEBI (Listing Obligations and Disclosures Requirements) Regulations 2015 as amended. Our responsibility is to issue a report on the Statement based on our review.
3. We conducted our review of the Statement in accordance with the Standard on Review Engagements (SRE) 2410 "Review of Interim Financial Information Performed by the Independent Auditor of the Entity" issued by the Institute of Chartered Accountants of India. This standard requires that we plan and perform the review to obtain moderate assurance as to whether the Statement is free of material misstatement. A review is limited primarily to inquiries of company's personnel and analytical procedures applied to financial data and thus provide less assurance than an audit. We have not performed an audit and accordingly, we do not express an audit opinion.
4. Based on our review conducted as above, nothing has come to our attention that causes us to believe that the accompanying Statement, prepared in accordance with applicable accounting standards and other recognised accounting practices and policies has not disclosed the information required to be disclosed in terms of Regulation 33 of the SEBI (Listing Obligations and Disclosure Requirements) Regulations, 2015 including the manner in which it is to be disclosed, or that it contains any material misstatement.

For SURESH C MANIAR & CO

CHARTERED ACCOUNTANTS
Firm Registration Number 110663W



K. V. SHETH
PARTNER
M. NO. 30063



Place: Mumbai
Date: November 14, 2025

UDIN: 25030063BMJAAB2845

SURESH C. MANIAR & CO.
CHARTERED ACCOUNTANTS

KAMLESH V. SHETH B.Com. (Hons), F.C.A.
26188532 (R) / 9820121952 (M)

MEHUL S. MANIAR B. Com. ACA, DISA
24156046 (R) / 9892089001 (M)

C/305, Eastern Court,
Parleshwar Road,
Opp. Vile Parle Station (East),
Vile Parle (East),
Mumbai – 400 057.
Email : scmcoca@gmail.com
scmcoca@rediffmail.com

Limited review report on Unaudited Quarterly and year-to-date Consolidated financial results of Atlantaa Limited under Regulation 33 of the SEBI (Listing Obligations and Disclosure Requirements) Regulations, 2015

To the Board of Directors of Atlantaa Limited

1. We have reviewed the accompanying Statement of unaudited Consolidated financial results of Atlantaa Limited ("the Parent") and its Subsidiaries (the Parent and its subsidiaries together referred to as "the Group"), for the quarter ended September 30, 2025 and year to date results for the period from April 01, 2025 to September 30, 2025 ("the Statement"), being submitted by the Parent pursuant to the requirements of Regulation 33 of the SEBI (Listing Obligations and Disclosure Requirements) Regulations, 2015, as amended (,Listing Regulations').
2. This Statement, which is the responsibility of the Parent's management and approved by the Parent's Board of Directors, has been prepared in accordance with the recognition and measurement principles laid down in Indian Accounting Standard 34 "Interim Financial Reporting" ("Ind AS 34"), prescribed under Section 133 of the Companies Act, 2013, and other accounting principles generally accepted in India and in compliance with Regulation 33 of the Listing Regulations. Our responsibility is to express a conclusion on the Statement based on our joint review.
3. We conducted our review of the Statement in accordance with the Standard on Review Engagements (SRE) 2410 "Review of Interim Financial Information Performed by the Independent Auditor of the Entity", issued by the Institute of Chartered Accountants of India. A review of interim financial information consists of making inquiries, primarily of persons responsible for financial and accounting matters, and applying analytical and other review procedures. A review is substantially less in scope than an audit conducted in accordance with Standards on Auditing and consequently does not enable us to obtain assurance that we would become aware of all significant matters that might be identified in an audit. Accordingly, we do not express an audit opinion.

We also performed procedures in accordance with the circular issued by SEBI under Regulation 33(8) of the Listing Regulations, to the extent applicable.




4. The Statement includes the results of the following entities:

Subsidiary Companies
Atlanta Infra Assets Ltd.
Atlanta Ropar Tollways Private Ltd.
MORA Tollways Ltd.

For SURESH C MANIAR & CO

CHARTERED ACCOUNTANTS
Firm Registration Number 110663W



K. V. SHETH
PARTNER
M. NO. 30063

Place: Mumbai
Date: November 14, 2025

UDIN: 25030063BMJAAA6515



ATLANTAA LIMITED
EXTRACT OF UNAUDITED FINANCIAL RESULTS FOR THE QUARTER & HALF YEAR ENDED ON SEPTEMBER 30, 2025

(Rs. In Lakhs)

Sl. No.	Particulars	Standalone						Consolidated					
		Quarter ended			Half year ended			Quarter ended			Half year ended		
		30-Sep-25 (Unaudited)	30-Jun-25 (Unaudited)	30-Sep-24 (Unaudited)	30-Sep-25 (Unaudited)	30-Sep-24 (Unaudited)	31-Mar-25 (Audited)	30-Sep-25 (Unaudited)	30-Jun-25 (Unaudited)	30-Sep-24 (Unaudited)	30-Sep-25 (Unaudited)	30-Sep-24 (Unaudited)	31-Mar-25 (Audited)
1	Total Income from Operations (Net)	360.02	644.48	444.23	1,004.50	2,805.97	6,105.52	1,617.68	1,912.00	1,574.39	3,529.68	5,338.25	9,953.53
2	Net Profit/(Loss) for the period (before tax, Exceptional and /or Extraordinary Items)	(2,330.22)	72.32	(48.30)	(2,257.90)	1,759.02	3,871.59	(2,609.29)	(152.56)	(189.14)	(2,761.84)	1,599.86	1,779.70
3	Net Profit/(Loss) for the period before tax (after Exceptional and /or Extraordinary Items)	(2,330.22)	72.32	(48.30)	(2,257.90)	1,759.02	3,871.59	(2,609.29)	(152.56)	(189.14)	(2,761.84)	1,599.86	1,779.70
4	Net Profit/(Loss) for the period after tax (after Exceptional and /or Extraordinary Items)	(1,802.62)	53.85	(28.69)	(1,748.77)	1,318.63	6,349.07	(2,081.68)	(171.03)	(169.53)	(2,252.71)	1,159.47	4,257.17
5	Total Comprehensive Income for the period (Comprising Profit/(Loss) for the period (after tax) and Other Comprehensive Income (after tax))	(1,802.62)	53.85	(28.69)	(1,748.77)	1,318.63	6,340.90	(2,081.43)	(171.04)	(169.38)	(2,252.47)	1,159.59	4,251.40
6	Equity share capital	1,630.00	1,630.00	1,630.00	1,630.00	1,630.00	1,630.00	1,630.00	1,630.00	1,630.00	1,630.00	1,630.00	1,630.00
7	Reserves (excluding Revaluation Reserve) as shown in the Balance Sheet of the previous year ended March 31, 2025	-	-	-	-	-	31,843.26	-	-	-	-	-	19,406.40
8	Earnings Per Share in Rupees (before extraordinary items) (of Rs.2/- each) Basic and Diluted:	(2.21)	0.07	(0.04)	(2.15)	1.62	7.79	(2.55)	(0.21)	(0.21)	(2.76)	1.42	5.22
9	Earnings Per Share in Rupees (after extraordinary items) (of Rs. 2/- each) Basic and Diluted :	(2.21)	0.07	(0.04)	(2.15)	1.62	7.79	(2.55)	(0.21)	(0.21)	(2.76)	1.42	5.22

Notes:

1 The above is an extract of detailed format of the unaudited financial results for the the quarter and half year ended on September 30, 2025 filed with the Stock Exchanges under Regulation 33 of the SEBI (Listing Obligations and Disclosure Requirements) Regulations, 2015. The full format for the quarter ended unaudited financial results is available on the Stock Exchanges websites. (www.bseindia.com & www.nseindia.com) and also on the Company's website namely www.atlantaalimited.in.

2 The unaudited financial results have been reviewed by the Audit Committee and approved by the Board of Directors at the meeting held on November 14, 2025.

For Atlantaa Limited


Rajhoo Bbarot
Chairman



Place: Mumbai
Date: November 14, 2025

