

Date: 28th May 2026

To The Secretary BSE Ltd. Phiroze Jeejeebhoy Towers Dalal Street, Mumbai - 400 001 Security Code No.: 523716	To The Secretary National Stock Exchange of India Ltd. Exchange Plaza, Plot no. C/1, G Block Bandra-Kurla Complex, Bandra (E) Mumbai - 400 051 NSE Symbol: ASHIANA
--	--

Sub: Submission of Investor Update/Presentation for the quarter and year ended on 31st March 2026

Dear Sir,

Please find attached the Investor update/Presentation for the quarter and year ended on 31st March 2026.

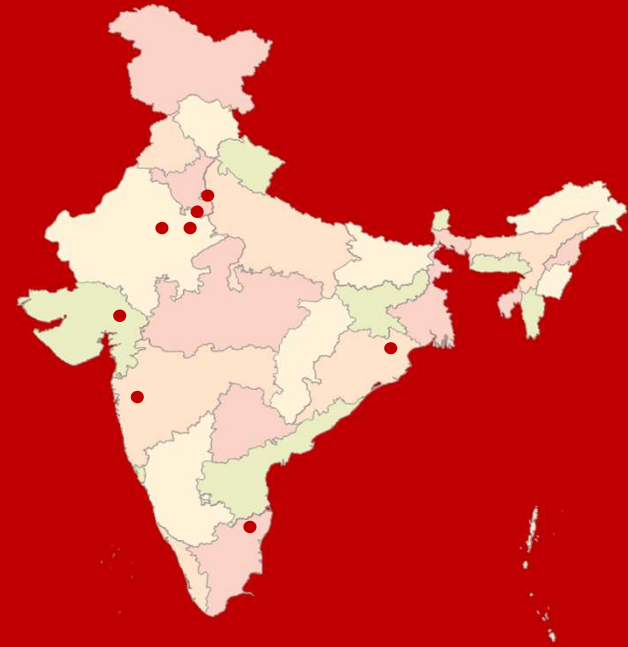
Kindly take the above presentation on record.

Thanking you,
For **Ashiana Housing Ltd.**

Nitin Sharma
(Company Secretary & Compliance Officer)
Membership No. 21191

Investor Update

Mar 2026



BHIWADI | GURUGRAM | PUNE | CHENNAI | JAIPUR | JAMSHEDPUR | JODHPUR | NEEMRANA

BSE: 523716 | NSE: ASHIANA | BLOOMBERG: ASFI:IN | REUTERS: AHFN.NS | WWW.ASHIANAHOUSING.COM

© 2020, ASHIANA HOUSING LIMITED. ALL RIGHTS RESERVED.

Happiness all around



Going Extra Mile



Transparency



Never give Up

Glossary

Saleable Area

Total saleable area of the entire project corresponding to 100% economic interest of all parties

Ongoing Projects

Projects in respect of which (i) all title, development rights or other interest in the land is held either directly by our Company and/or our Subsidiaries and/or other entities in which our Company and/or our Subsidiaries have a stake; (ii) wherever required, all land for the project has been converted for intended land use; and (iii) construction development activity has commenced.

Future Projects

Projects in respect of which (i) all title, development rights or other interest in the land is held either directly by our Company and/or our Subsidiaries and/or other entities in which our Company and/or our Subsidiaries have a stake; and (ii) our management has commenced with the formulation of development plans.

Land available for Future Development

Lands in which we have obtained any right or interest, or have entered into agreements to sell/memorandum of understanding with respect to such rights or interest, as the case may be, and which does not form part of our Completed, Ongoing and Future Projects

Project

Project includes project phases

Contents

01 Highlights and Overview



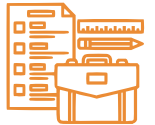
02 Ongoing Projects



03 Financials



04 Future Outlook



05 Annexures



Highlights and Overview

01 Highlights

02 Operational Overview

03 Financial Overview

04 Quarterly Performance

05 Cash Flow Position



Quarterly Highlights

- Value of area booked at Rs. 1289.70 Crores (11.15 Lakh sq ft) in Q4FY26, compared to Rs. 397.03 Crores(5.46 Lakh sq ft) in Q3FY26 and Rs. 574.72 Crores(8.48 Lakh sq ft) in Q4FY25.
- The current quarter featured the launch of Ashiana Advik Phase-III (Bhiwadi), Ashiana Tarang Phase-VII (Bhiwadi), Ashiana Aaroham Phase I and Phase II (Gurugram), Ashiana Swarang Phase-III (Chennai), Ashiana Amodh Phase-III(Pune) and Ashiana Malhar Phase IV (Pune) collectively contributing to value of area booked Rs. 1,018.70 crores (7.62 Lakh sq ft).
- Area booked in Q4 FY26 was higher primarily due to launch of Aaroham Phase-I and Phase-II in Gurugram (5.44 lakh sq. ft. with a sale value of INR 832.50 Crores on Launch.
- Average realization rate increased significantly to Rs. 11,566 in Q4FY26 as compared to Rs. 7,268 in Q3FY26 and Rs. 6,774 in Q4FY25, primarily driven by higher realization from the launch of Aaroham at Gurugram (15,291/Sq Ft).
- Equivalent Area Constructed (EAC) at 6.65 lakhs sq ft in Q4FY26 vs 6.14 lakhs sq ft in Q3FY26. EAC at 4.00 lakhs sq ft in Q4FY25. Construction, in general, have been in line with committed timelines.
- Sales and Other income at Rs.332.81 Crores in Q4FY26 vs Rs 373.35 Crores in Q3FY26 and Rs. 229.48 crores in Q4FY25, primarily attributable to handover of Projects in Ashiana Ekansh Ph-2 (Jaipur), Ashiana Malhar Ph-1 (Pune) and Ashiana Shubham Ph-V (Chennai) in Q4FY26 vs Ashiana Advik Ph-1 (Bhiwadi), Ashiana Malhar Ph-1 (Pune) and Ashiana Ekansh Ph-1 (Jaipur) in Q3FY26. (Area delivered in Q4FY26 was at 5.69 lakhs sq ft vs 6.91 Lakh sq ft in Q3FY26).
- PAT at Rs.20.98 Crores in Q4FY26 vis a vis Rs 56.65 Crores in Q3FY26 and Rs. 20.34 crores in Q4FY25, Higher PAT in Q3 FY26 driven by higher revenue resulting from higher deliveries.
- The Company acquired 8.83 acres Land on outright purchase basis at Village Wavarle, Taluk Khalapur, District Raigad (Maharashtra) to develop a Senior Living project with around 4.50 Lakh Sq ft of saleable area.
- The Company has also entered into “Agreement to Sell” with M/s Caroa Properties LLP for a Land Parcel measuring 6.02 acres and on Perpetual Lease for 1.03 acres for development of a Senior Living Project at Pavel (Maharashtra) with FSI potential of 7.05 Lakh Sq ft.

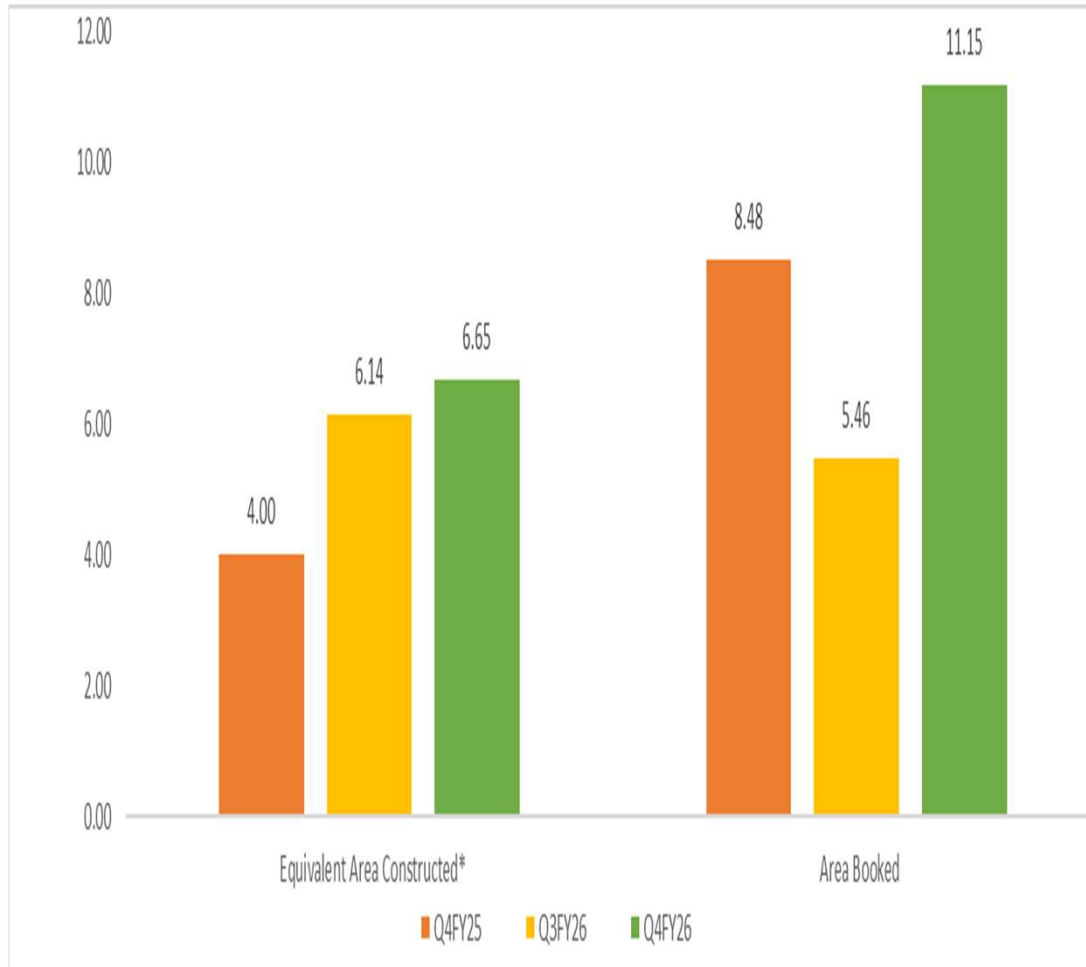
FY26 Highlights

- Highest Ever Value of Area Booked at Rs 2,421.13 Crores (FY26) vs Rs 1,936.75 Crores (FY25), Higher by 25.01%. Higher booking in FY26 primarily driven by launch of Ashiana Aaroham Ph-1 and Ph-2, Gurugram (value of area sold at launch Rs. 832.50 crores)
- Sales Value of area booked in “Senior Living” stood at INR 570.15 Crores (FY’26), the highest ever recorded by the company (569 units, 7.37 lakh sq ft), vis-à-vis INR 382.90 Crores (FY’25) with 430 units and 5.41 lakh sq. ft.
- Equivalent Area Constructed (EAC) at 26.19 lakhs sq.ft in FY26 vs 20.12 lakhs sq.ft in FY25, increased by 30.19%. Higher construction, generally, in line with higher commitments.
- Highest ever collections from customers achieved in FY26 at Rs. 1762 crores, reflecting stronger construction progress and timely project launches during the year.
- Sales and other income at Rs. 1185.06 crores in FY26 the highest ever recorded by the company, compared to Rs. 557.45 crores in FY25. The increase in revenue primarily driven by higher area delivered (20.42 lakh sq.ft vs 10.00 lakh sq.ft in FY25). Higher deliveries due to handover in Ashiana Anmol Ph-2 (Gurugram), Ashiana Advik Ph-1 (Bhiwadi), Ashiana Tarang Ph-4B (Bhiwadi), Ashiana Shubham Ph-4B and Ph-5 (Chennai), Ashiana Ekansh Ph-1 and Ph-2 (Jaipur), Ashiana Dwarka Phase 5 (Jodhpur) and Ashiana Malhar Phase 1 (Pune).
- Highest ever PAT achieved in FY26 at Rs. 117.89 crores with ROE improving to 15.25%, as compared to PAT of Rs. 18.24 crores in FY25, primarily driven by highest ever Revenue from Operations in current year.
- Launches: Ashiana Aravali (Single Phase) in Jaipur, Ashiana Advik Ph-III, Ashiana Tarang Phase 6 and Phase 7 in Bhiwadi, Ashiana Aaroham Ph-1 and Ph-2 in Gurugram, Ashiana Swarang Phase 2 and Phase 3 in Chennai, Ashiana Vatsalya Phase 2 in Chennai, Ashiana Malhar (Phase 4), Ashiana Amodh Phase 3 in Pune and Ashiana Amaya (Single Phase) in Jamshedpur.
- Ashiana Aaroham, Gurugram project funded by International Finance Corporation (IFC) through allotment of Rs. 100 Crores Redeemable, Listed Unsecured Non-Convertible Debentures.
- During the year, the Company expanded its Senior Living portfolio through land acquisitions (38.59 Acres) in Chennai (1 Land Parcel) and Maharashtra (2 Land Parcels) combined, adding projects with combined development potential of over 26 lakh sq. ft with sales potential of around Rs. 2,600 Crores.
- The Company settled a long-pending dispute related to the Development Agreement for Project Maitri, Kolkata and received Rs. 18.50 crores as full and final settlement against the security deposit of Rs. 12.80 crores and other expenses incurred.

Awards and Recognitions

- Our podcast, Adding Zindagi to Years, has been recognized with multiple prestigious awards:
 - Golden Mikes Award – Best Podcast/Audio Series in the Real Estate category
 - HT Podmasters Award – Winner in the Self-Help & Motivation category
 - India Audio Summit – Honored under the Society & Culture category
- Real Estate Excellence Award (North) for ‘TIMING THE MARKET’: Award received for revolution in the housing sector and Senior Living
- Awarded India’s No 1 Senior Living 9th time in a Row by Track2Reality for 2024-25.
- Ashiana Advik has been honored as the "Senior Living Project of the Year 2026 (Ongoing: North)" at The Economic Times Real Estate Awards 2026.

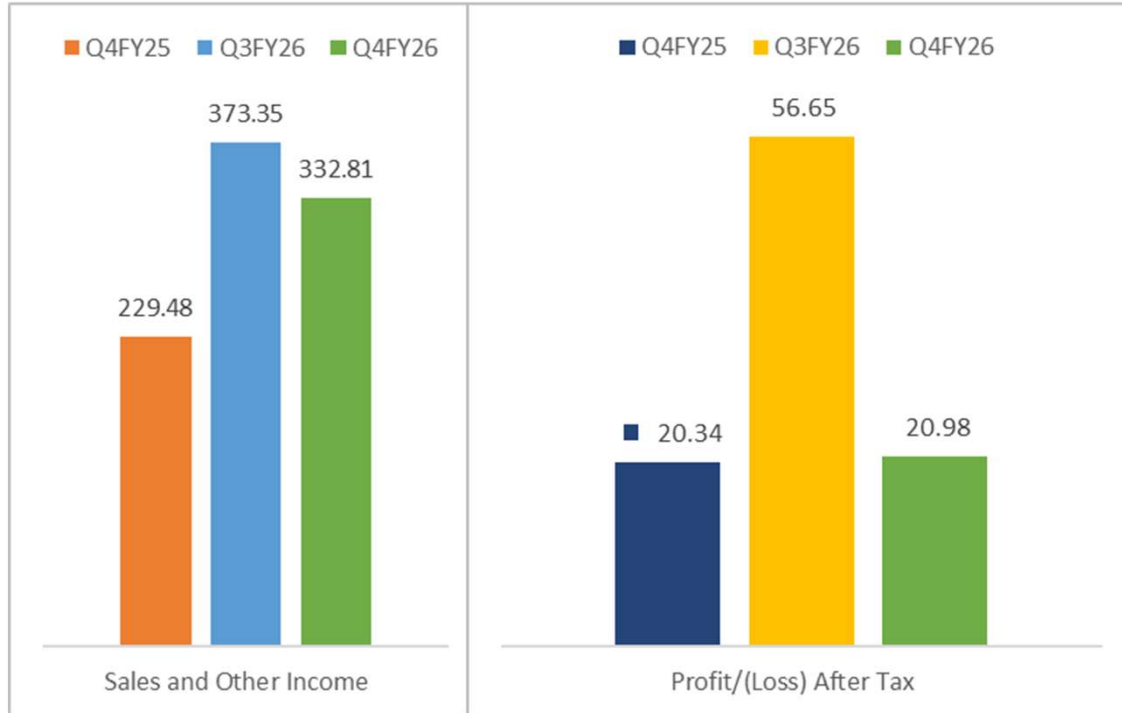
Quarterly Operational Overview



- Area booked at 11.15 lakh sq ft in Q4FY26 vs 5.46 lakh sq ft in Q3FY26 and 8.48 lakh sq ft in Q4FY25.
- EAC at 6.65 lakh sq ft in Q4FY26 vs 6.14 lakh sq ft in Q3FY26 and 4.00 lakh sq ft in Q4FY25.

Note : * Equivalent Area Constructed (EAC) excludes EWS/LIG area as it is not a business activity of the company.

Quarterly Financial Overview



- Sales and Other income at Rs.332.81 Crores in Q4FY26 vis a vis Rs 373.35 Crores in Q3FY26 and Rs. 229.48 crores in Q4FY25.
- PAT reported at Rs.20.98 Crores in Q4FY26 vis a vis Rs 56.65 Crores in Q3FY26 and Rs. 20.34 crores in Q4FY25.

AP1

Pending Balance Sheet Data from Priyanka Ma'am
Atul Pahwa, 2026-05-16T12:32:38.923

Quarter wise Performance

Period	Entity	INR Crores	Lakhs Sq. ft.	Lakhs Sq. ft.	Lakhs Sq. ft.
		Value of Area Booked	Area Booked	Equivalent Area Constructed*	Area Delivered & Recognized for Revenue
FY26	AHL	2217.45	24.36	25.25	20.42
	Partnership	203.68	2.34	0.94	0.00
	Total	2421.13	26.69	26.19	20.42
Q4FY26	AHL	1224.17	10.47	6.34	5.69
	Partnership	65.53	0.68	0.31	0.00
	Total	1289.70	11.15	6.65	5.69
Q3FY26	AHL	368.99	5.15	5.87	6.91
	Partnership	28.04	0.31	0.27	0.00
	Total	397.03	5.46	6.14	6.91
Q2FY26	AHL	275.35	3.83	7.02	2.73
	Partnership	28.08	0.30	0.23	0.00
	Total	303.43	4.13	7.25	2.73
Q1FY26	AHL	348.94	4.91	6.03	5.08
	Partnership	82.04	1.04	0.12	0.00
	Total	430.97	5.95	6.15	5.08
FY25	AHL	1851.92	26.03	19.23	9.97
	Partnership	84.83	0.94	0.89	0.03
	Total	1936.75	26.98	20.12	10.00
Q4	AHL	550.50	8.20	3.76	4.31
	Partnership	24.22	0.28	0.24	0.00
	Total	574.72	8.48	4.00	4.31
Q3	AHL	394.31	6.12	4.98	2.74
	Partnership	59.85	0.65	0.21	0.00
	Total	454.16	6.77	5.19	2.74
Q2	AHL	672.54	7.29	5.72	0.79
	Partnership	0.00	0.00	0.29	0.01
	Total	672.54	7.29	6.01	0.81
Q1	AHL	234.56	4.41	4.76	2.12
	Partnership	0.76	0.01	0.15	0.01
	Total	235.32	4.43	4.91	2.14
FY24	AHL	1775.27	25.91	20.23	23.86
	Partnership	22.95	0.49	0.45	0.91
	Total	1798.22	26.40	20.68	24.78

Quarterly Sales Trend

										(Area in Sq. Ft.)
	Location	Projects	Q1FY25	Q2FY25	Q3FY25	Q4FY25	Q1FY26	Q2FY26	Q3FY26	Q4FY26
AHL	AHL									
	Neemrana	Aangan Neemrana	-	607	-	-	-	-	-	-
	Gurugram	Anmol	3,411	-	-	-	1,527	-	-	-
	Gurugram	Amarah	-	2,94,880	57,085	1,22,725	75,798	47,196	17,857	24,855
	Gurugram	Aaroham								5,43,883
	Bhiwadi	Tarang	66,564	61,484	72,339	20,429	1,56,173	37,947	20,565	61,008
	Bhiwadi	Ashiana Town	37,430	46,370	37,270	15,195	-	-	-	-
	Bhiwadi	Surbhi	-22,335	-1,690	255	-	-	17,170	17,090	17,090
	Bhiwadi	Nirmay	-	298	7,467	1,843	2,816	1,553	3,106	1,553
	Bhiwadi	Advik	54,106	31,723	32,329	25,271	67,655	43,796	43,768	73,021
	Jodhpur	Dwarka	10,990	16,920	19,350	16,640	18,690	12,790	5,340	12,790
	Jaipur	Umang	18,150	17,537	15,117	15,366	21,417	13,797	3,879	1,571
	Jaipur	Amantran	10,400	16,680	28,745	27,385	8,325	-	3,330	11,655
	Jaipur	Ekansh	1,62,675	28,290	2,07,704	34,420	15,528	31,977	25,115	38,260
	Jaipur	Nitara	2,686	2,023	2,686	4,07,327	35,742	58,743	26,980	33,248
	Jaipur	One44	-22,220	51,470	10,520	14,625	4,670	9,719	11,110	10,520
	Chennai	Shubham	7,947	865	865	604	-	2,596	2,459	865
	Chennai	Vatsalya	23,946	37,392	39,171	44,493	31,227	22,743	80,160	44,373
	Pune	Utsav Lavasa	1,295	-1,830	-15	-3,660	915	1,295	-	-
	Pune	Malhar	42,348	64,809	40,340	29,482	24,496	47,610	30,815	36,385
	Pune	Amodh	33,267	28,008	35,945	46,765	26,486	33,276	30,068	82,251
	Jamshedpur	Aditya	-	-	535	-	-535	535	-	-
	Jamshedpur	Prakriti	6,720	18,872	-	-	-	-	-	-
Jamshedpur	Sehar	3,868	14,513	4,688	1,486	-	-	-	-1,486	
Jamshedpur	Amaya	-	-	-	-	-	-	1,93,215	55,300	
AHL Total			4,41,248	7,29,221	6,12,396	8,20,396	4,90,930	3,82,743	5,14,857	10,47,143
Partnership	Partnership									
	Chennai	Swarang	-	-	64,908	28,065	29,419	29,645	21,511	60,666
	Jaipur	Vrinda Gardens	1,490	-	-	-	-	-	-	-
	Jaipur	Gulmohar Gardens	-	-	-	-	-	-	-	-
	Jaipur	Aravali	-	-	-	-	74,514	647	9,884	7,276
Partnership Total			1,490	-	64,908	28,065	1,03,933	30,292	31,395	67,942
Grand Total			4,42,738	7,29,221	6,77,304	8,48,461	5,94,863	4,13,035	5,46,252	11,15,085

Project wise Cash Flow Position in Ongoing Projects

Location	Projects	Phase	Saleable Area (Lakhs sq ft)	Area Booked (Lakhs sq ft)	Sale Value of Area Booked (INR Crores)	Amount Received (INR Crores)	Equivalent Area Constructed (Lakhs sq ft)
Bhiwadi	Tarang	Phase 5	2.67	2.67	111.72	79.58	2.19
Bhiwadi	Tarang	Phase 6	2.32	2.20	105.95	40.84	0.78
Bhiwadi	Tarang	Phase 7	0.60	0.45	32.98	1.93	0.00
Bhiwadi	Advik	Phase 2	2.83	2.45	143.88	87.57	2.26
Bhiwadi	Advik	Phase 3*	0.46	0.46	40.27	4.56	0.61
Chennai	Vatsalya	Phase 1	3.00	2.62	181.15	112.13	2.16
Chennai	Vatsalya	Phase 2	2.03	1.07	82.91	18.57	0.47
Gurugram	Anmol	Phase 3	4.47	4.47	290.35	259.82	4.47
Gurugram	Amarah	Phase 1	3.95	3.95	242.99	216.38	3.95
Gurugram	Amarah	Phase 2	3.77	3.77	290.25	198.91	3.19
Gurugram	Amarah	Phase 3	3.77	3.77	440.59	266.65	2.29
Gurugram	Amarah	Phase 4	4.79	4.05	585.26	187.83	0.85
Gurugram	Amarah	Phase 5	4.56	2.36	357.69	85.16	0.22
Gurugram	Aaroham	Phase 1	3.88	3.15	484.27	46.93	0.48
Gurugram	Aaroham	Phase 2	3.88	2.29	348.24	33.13	0.00
Jaipur	Ekansh	Phase 3	1.81	1.80	97.97	81.97	1.57
Jaipur	Ekansh	Phase 4	2.95	2.86	169.12	126.60	1.67
Jaipur	Ekansh	Plaza	0.13	0.13	13.69	1.67	0.10
Jaipur	Nitara	Phase 1	1.27	0.67	50.16	41.87	1.24
Jaipur	Nitara	Phase 2	3.16	3.11	145.70	84.27	1.86
Jaipur	Nitara	Phase 3	2.24	2.20	97.77	34.82	0.43
Jaipur	Nitara	Plaza	0.07	0.07	6.46	0.62	0.07
Jaipur	One44	Phase 1	2.62	2.37	180.58	130.16	1.86
Jaipur	One44	Phase 2	1.53	0.82	73.54	32.67	0.29
Jamshedpur	Prakriti	Phase 1	2.57	2.57	138.51	126.43	2.57
Jamshedpur	Prakriti	Phase 2	1.78	1.78	102.74	83.14	1.29
Jamshedpur	Prakriti	Plaza	0.14	0.14	9.30	2.78	0.12
Jamshedpur	Amaya	All	4.64	2.49	182.29	17.64	0.29
Pune	Malhar	Phase 2	2.62	2.48	148.56	118.84	2.34
Pune	Malhar	Phase 3	2.62	1.71	113.43	74.86	1.39
Pune	Malhar	Phase 4	1.31	0.15	11.04	0.53	0.04
Pune	Amodh	Phase 1	2.57	2.52	171.66	134.06	2.51
Pune	Amodh	Phase 2	1.29	1.24	100.19	66.36	0.76
Pune	Amodh	Phase 3	2.82	0.68	58.33	5.12	0.43
AHL Total			85.12	69.52	5,609.56	2,804.40	44.74
Chennai	Swarang	Phase 1	1.58	1.51	133.88	85.44	0.94
Chennai	Swarang	Phase 2	0.88	0.40	40.11	9.21	0.24
Chennai	Swarang	Phase 3	1.32	0.44	43.58	4.58	0.10
Jaipur	Aravali	All	1.26	0.92	70.18	26.96	0.36
Partnership Total			5.04	3.27	287.75	126.19	1.64
Grand Total			90.16	72.78	5,897.31	2,930.59	46.38

- Out of a total saleable area of 90.16 Lakhs Sq. ft., 46.38 Lakhs Sq. ft. (51%) has already been constructed
- Out of the total area booked so far, an amount of around Rs. 2,966.72 Crores is to be received in due course in future

*Equivalent Area Constructed (EAC) excludes EWS/LIG area as it is not a business activity of the company.

*Ashiana Advik Ph-3 (0.46 lsf) is partially launched in Quarter 4 FY26, Balance portion (1.42 lsf) to be launched in FY27.


Ongoing Projects

01 Geographical Presence

02 Ongoing Projects Summary

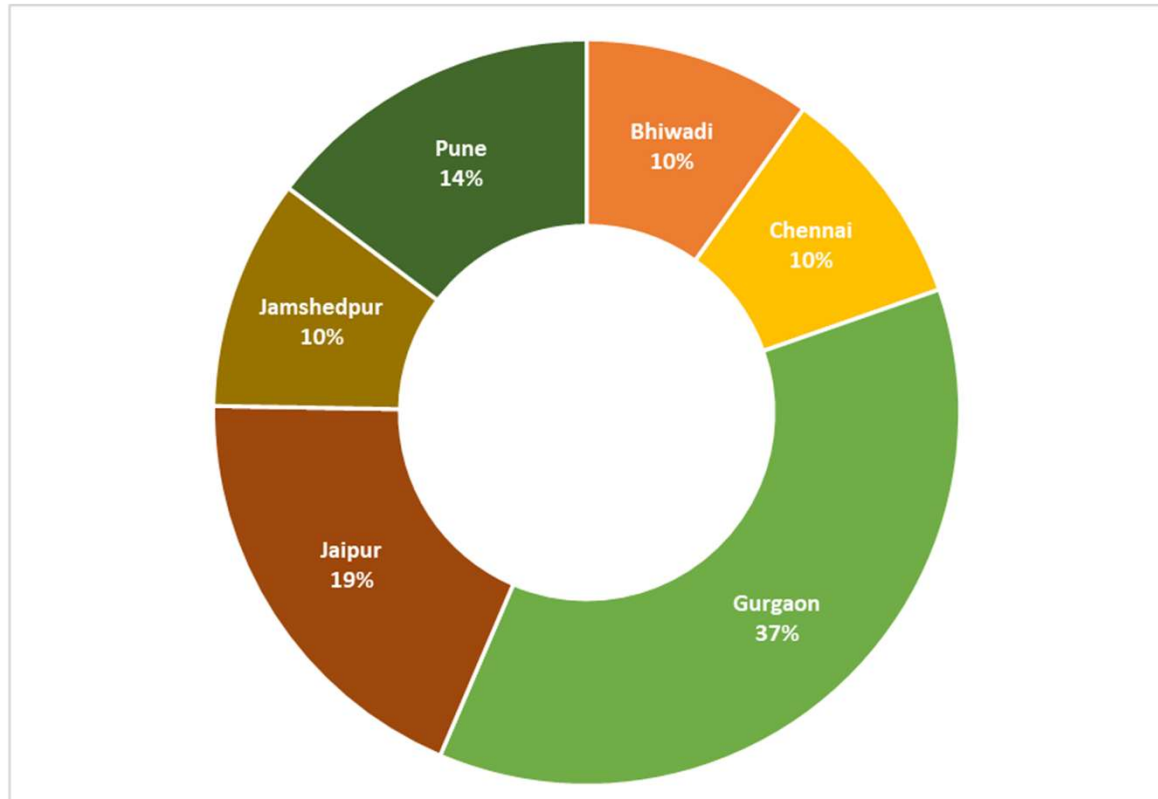
03 Break up of Area Booked

04 Operational Data - Yearly
- Quarterly



Geographical Presence

Saleable Area of Ongoing Projects



Ongoing Projects Summary – Expected Completion Timeline

Ownership	Location	Projects	Phase	Type	Economic Interest	Saleable Area (Lakhs sq ft)	Area Booked (Lakhs sq ft)	Expected Customer Handover Date	Possession Timeline as per RERA
AHL	Bhiwadi	Tarang	Phase 5	Premium Homes	100% Ownership	2.67	2.67	Q3FY27	Q1FY29
AHL	Bhiwadi	Tarang	Phase 6	Premium Homes	100% Ownership	2.32	2.20	Q4FY28	Q2FY29
AHL	Bhiwadi	Tarang	Phase 7	Premium Homes	100% Ownership	0.60	0.45	Q1FY30	Q4FY30
AHL	Bhiwadi	Advik	Phase 2	Senior Living	100% Ownership	2.83	2.45	Q3FY27	Q4FY28
AHL	Bhiwadi	Advik	Phase 3*	Senior Living	100% Ownership	0.46	0.46	Q1FY29	Q4FY29
AHL	Chennai	Vatsalya	Phase 1	Senior Living	100% Ownership	3.00	2.62	Q1FY28	Q2FY29
AHL	Chennai	Vatsalya	Phase 2	Senior Living	100% Ownership	2.03	1.07	Q2FY29	Q1FY30
AHL	Gurugram	Anmol	Phase 3	Kid Centric Homes	65% of Revenue Share	4.47	4.47	Q1FY27	Q3FY29
AHL	Gurugram	Amarah	Phase 1	Kid Centric Homes	100% Ownership	3.95	3.95	Q1FY27	Q4FY27
AHL	Gurugram	Amarah	Phase 2	Kid Centric Homes	100% Ownership	3.77	3.77	Q4FY27	Q3FY28
AHL	Gurugram	Amarah	Phase 3	Kid Centric Homes	100% Ownership	3.77	3.77	Q1FY28	Q3FY29
AHL	Gurugram	Amarah	Phase 4	Kid Centric Homes	100% Ownership	4.79	4.05	Q3FY28	Q1FY30
AHL	Gurugram	Amarah	Phase 5	Kid Centric Homes	100% Ownership	4.56	2.36	Q4FY29	Q4FY30
AHL	Gurugram	Aaroham	Phase 1	Kid Centric Homes	100% Ownership	3.88	3.15	Q3FY30	Q3FY33
AHL	Gurugram	Aaroham	Phase 2	Kid Centric Homes	100% Ownership	3.88	2.29	Q1FY31	Q3FY33
AHL	Jaipur	Ekansh	Phase 3	Premium Homes	77.25% Revenue Share	1.81	1.80	Q4FY27	Q2FY30
AHL	Jaipur	Ekansh	Phase 4	Premium Homes	77.25% Revenue Share	2.95	2.86	Q1FY28	Q4FY28
AHL	Jaipur	Ekansh	Plaza	Premium Homes	77.25% Revenue Share	0.13	0.13	Q4FY27	Q2FY30
AHL	Jaipur	Nitara	Phase 1	Premium Homes	80.20% Revenue Share	1.27	0.67	Q2FY27	Q4FY28
AHL	Jaipur	Nitara	Phase 2	Premium Homes	80.20% Revenue Share	3.16	3.11	Q3FY28	Q2FY29
AHL	Jaipur	Nitara	Phase 3	Premium Homes	80.20% Revenue Share	2.24	2.20	Q1FY29	Q4FY29
AHL	Jaipur	Nitara	Plaza	Premium Homes	80.20% Revenue Share	0.07	0.07	Q2FY27	Q4FY28
AHL	Jaipur	One44	Phase 1	Elite Homes	77.40% Revenue Share	2.62	2.37	Q2FY28	Q3FY29
AHL	Jaipur	One44	Phase 2	Elite Homes	77.40% Revenue Share	1.53	0.82	Q4FY28	Q3FY29
AHL	Jamshedpur	Prakriti	Phase 1	Premium Homes	73.61% Revenue Share	2.57	2.57	Q3FY27	Q3FY28
AHL	Jamshedpur	Prakriti	Phase 2	Premium Homes	73.61% Revenue Share	1.78	1.78	Q4FY27	Q3FY28
AHL	Jamshedpur	Prakriti	Plaza	Premium Homes	73.61% Revenue Share	0.14	0.14	Q4FY27	Q3FY28
AHL	Jamshedpur	Amaya	All	Premium Homes	73.35% Revenue Share	4.64	2.49	Q4FY29	Q3FY30
AHL	Pune	Malhar	Phase 2	Premium Homes	65% Revenue Share	2.62	2.48	Q2FY27	Q1FY28
AHL	Pune	Malhar	Phase 3	Premium Homes	65% Revenue Share	2.62	1.71	Q1FY28	Q4FY28
AHL	Pune	Malhar	Phase 4	Premium Homes	65% Revenue Share	1.31	0.15	Q3FY29	Q2FY30
AHL	Pune	Amodh	Phase 1	Senior Living	80% Revenue Share	2.57	2.52	Q2FY27	Q4FY27
AHL	Pune	Amodh	Phase 2	Senior Living	80% Revenue Share	1.29	1.24	Q1FY28	Q4FY28
AHL	Pune	Amodh	Phase 3	Senior Living	80% Revenue Share	2.82	0.68	Q4FY29	Q4FY30
AHL Total						85.12	69.52		
Partnership	Chennai	Swarang	Phase 1	Senior Living	50% of the Profits	1.58	1.51	Q4FY27	Q2FY28
Partnership	Chennai	Swarang	Phase 2	Senior Living	50% of the Profits	0.88	0.40	Q4FY28	Q3FY29
Partnership	Chennai	Swarang	Phase 3	Senior Living	50% of the Profits	1.32	0.44	Q2FY29	Q1FY29
Partnership	Jaipur	Aravali	All	Premium Homes	50% of the Profits	1.26	0.92	Q2FY28	Q2FY29
Partnership Total						5.04	3.27		
Grand Total						90.16	72.78		

Year wise Deliveries of Ongoing Projects

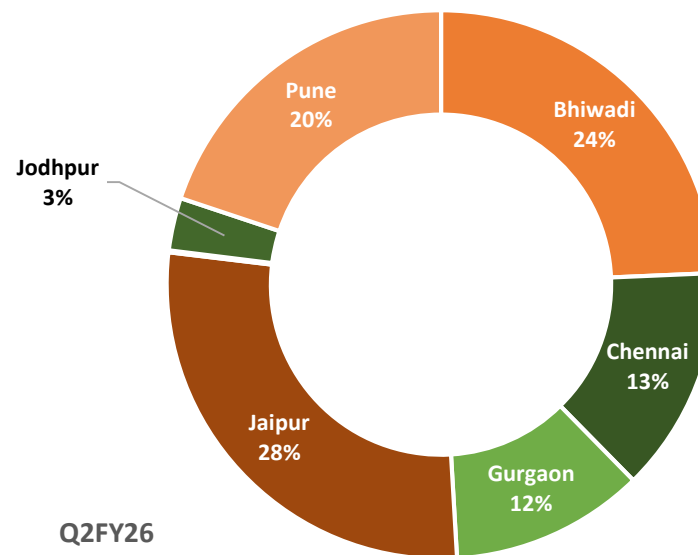
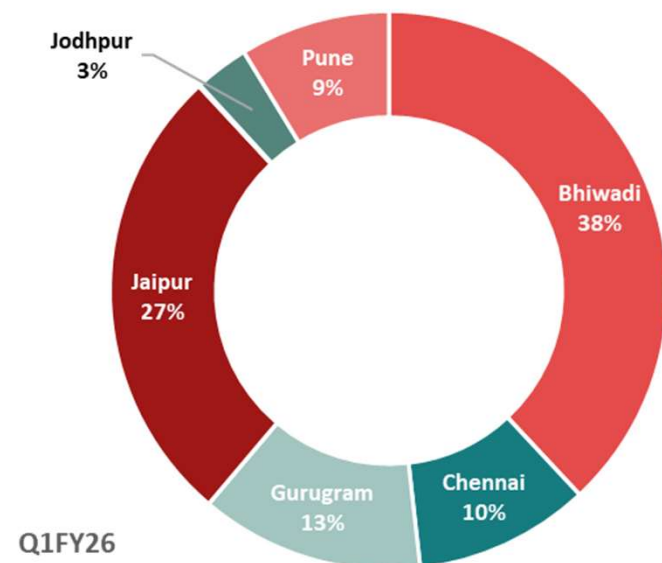
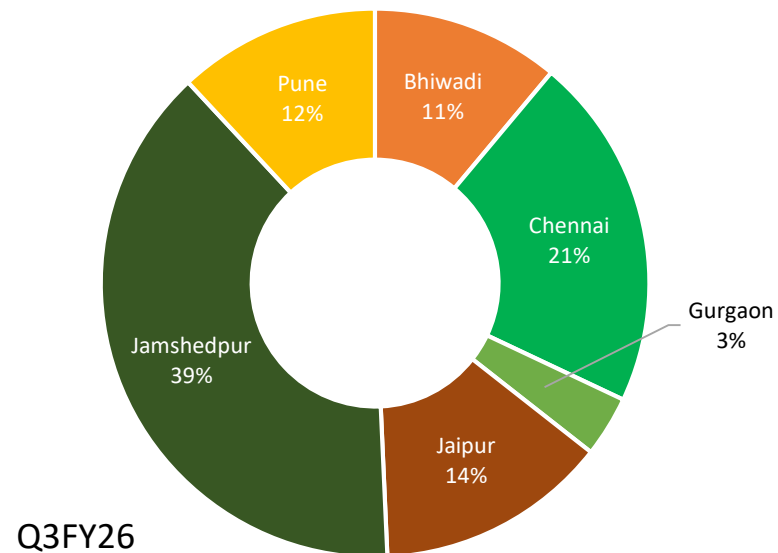
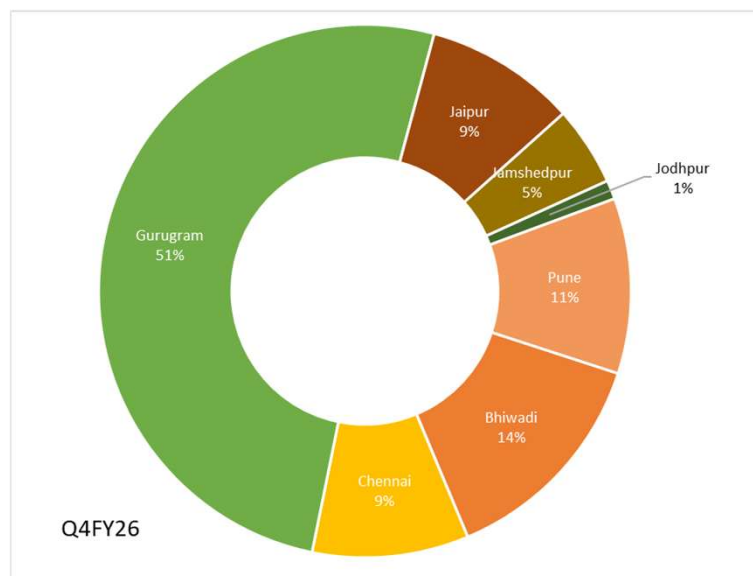
Year	Location	Projects	Phase	Saleable Area (Lakhs sq ft)	Sale Value of Area Booked (INR Crores)	Unsold Area (Lakhs sq ft)	Unsold Value (INR Crores)	Total Value (INR Crores)	Expected Customer Handover Date
FY26	Gurugram	Anmol	Phase 2	2.83	152.17	0.00	0.00	152.17	Handed over
	Bhiwadi	Tarang	Phase 4B	0.76	28.45	0.00	0.00	28.45	Handed over
	Bhiwadi	Advik	Phase 1	3.64	195.28	0.00	0.00	195.28	Handed over
	Pune	Malhar	Phase 1	2.62	143.10	0.03	2.03	145.13	Handed over
	Jodhpur	Dwarka	Phase 5	2.00	66.00	0.11	3.74	69.74	Handed over
	Chennai	Shubham	Phase 4B	1.77	93.11	0.00	0.00	93.11	Handed over
	Chennai	Shubham	Phase 5	1.06	66.55	0.00	0.00	66.55	Handed over
	Jaipur	Ekansh	Phase 1	3.16	165.30	0.00	0.00	165.30	Handed over
	Jaipur	Ekansh	Phase 2	1.60	73.02	0.00	0.00	73.02	Handed over
				19.44	982.98	0.14	5.77	988.74	
FY27	Gurugram	Anmol	Phase 3	4.47	290.35	0.00	0.00	290.35	Q1FY27
	Gurugram	Amarah	Phase 1	3.95	242.99	0.00	0.00	242.99	Q1FY27
	Jaipur	Nitara	Phase 1	1.27	50.16	0.60	43.52	93.68	Q2FY27
	Jaipur	Nitara	Plaza	0.07	6.46	0.00	0.00	6.46	Q2FY27
	Pune	Amodh	Phase 1	2.57	171.66	0.06	3.86	175.52	Q2FY27
	Pune	Malhar	Phase 2	2.62	148.56	0.14	9.26	157.82	Q2FY27
	Bhiwadi	Tarang	Phase 5	2.67	111.72	0.00	0.00	111.72	Q3FY27
	Bhiwadi	Advik	Phase 2	2.83	143.88	0.37	21.63	165.51	Q3FY27
	Jamshedpur	Prakriti	Phase 1	2.57	138.51	0.00	0.00	138.51	Q3FY27
	Gurugram	Amarah	Phase 2	3.77	290.25	0.00	0.00	290.25	Q4FY27
	Jamshedpur	Prakriti	Phase 2	1.78	102.74	0.00	0.00	102.74	Q4FY27
	Jamshedpur	Prakriti	Plaza	0.14	9.30	0.00	0.00	9.30	Q4FY27
	Chennai	Swarang	Phase 1	1.58	133.88	0.07	5.38	139.26	Q4FY27
	Jaipur	Ekansh	Phase 3	1.81	97.97	0.02	1.36	99.32	Q4FY27
	Jaipur	Ekansh	Plaza	0.13	13.69	0.00	0.00	13.69	Q4FY27
				32.24	1,952.13	1.26	85.01	2,037.13	

Year wise Deliveries of Ongoing Projects

Year	Location	Projects	Phase	Saleable Area (Lakhs sq ft)	Sale Value of Area Booked (INR Crores)	Unsold Area (Lakhs sq ft)	Unsold Value (INR Crores)	Total Value (INR Crores)	Expected Customer Handover Date
FY28	Chennai	Vatsalya	Phase 1	3.00	181.15	0.38	24.85	206.01	Q1FY28
	Gurugram	Amarah	Phase 3	3.77	440.59	0.00	0.00	440.59	Q1FY28
	Jaipur	Ekansh	Phase 4	2.95	169.12	0.09	6.35	175.46	Q1FY28
	Pune	Malhar	Phase 3	2.62	113.43	0.91	59.68	173.11	Q1FY28
	Pune	Amodh	Phase 2	1.29	100.19	0.04	3.01	103.21	Q1FY28
	Jaipur	One44	Phase 1	2.62	180.58	0.25	23.96	204.54	Q2FY28
	Jaipur	Nitara	Phase 2	3.16	145.70	0.05	2.51	148.21	Q3FY28
	Gurugram	Amarah	Phase 4	4.79	585.26	0.75	116.72	701.99	Q3FY28
	Bhiwadi	Tarang	Phase 6	2.32	105.95	0.11	6.16	112.11	Q4FY28
	Chennai	Swarang	Phase 2	0.88	40.11	0.48	32.15	72.26	Q4FY28
	Jaipur	One44	Phase 2	1.53	73.54	0.71	67.06	140.61	Q4FY28
	Jaipur	Aravali	All	1.26	70.18	0.34	22.78	92.96	Q2FY28
					30.18	2,205.82	4.10	365.24	2,571.05
FY29	Jaipur	Nitara	Phase 3	2.24	97.77	0.05	2.23	100.00	Q1FY29
	Bhiwadi	Advik	Phase 3	0.46	40.27	0.00	0.00	40.27	Q1FY29
	Chennai	Swarang	Phase 3	1.32	43.58	0.88	87.87	131.45	Q2FY29
	Chennai	Vatsalya	Phase 2	2.03	82.91	0.95	64.58	147.49	Q2FY29
	Pune	Malhar	Phase 4	1.31	11.04	1.16	57.73	68.77	Q3FY29
	Pune	Amodh	Phase 3	2.82	58.33	2.15	169.74	228.06	Q4FY29
	Gurugram	Amarah	Phase 5	4.56	357.69	2.20	348.75	706.44	Q4FY29
	Jamshedpur	Amaya	All	4.64	182.29	2.16	151.18	333.47	Q4FY29
				19.39	873.88	9.55	882.07	1,755.96	
FY30 & FY31	Bhiwadi	Tarang	Phase 7	0.60	32.98	0.15	11.39	44.38	Q1FY30
	Gurugram	Aaroham	Phase 1	3.88	484.27	0.73	110.93	595.20	Q3FY30
	Gurugram	Aaroham	Phase 2	3.88	348.24	1.59	243.33	591.57	Q1FY31
				8.36	865.49	2.47	365.66	1,231.15	
Total				109.60	6,880.29	17.52	1,703.75	8,584.04	
Delivered				19.44	982.98	0.14	5.77	988.74	
Ongoing Projects				90.16	5,897.31	17.38	1,697.98	7,595.30	

- Year on year revenues driven by deliveries. Deliveries might change from one year to another depending on execution/any other reason
- From Ongoing Projects, Revenue of Rs. 5,897.31 Crores already locked in over next 3-5 years from the sale of units and unsold value of Rs. 1,697.98 Crores would contribute to revenue as and when the units are subsequently sold and delivered.
- This list is updated with scheduled year of deliveries, as and when new projects are launched

Break Up of Area Booked (QoQ)



Yearly Operational Data

Particulars	Unit	FY 16	FY 17	FY 18	FY 19	FY 20	FY 21	FY 22	FY 23	FY 24	FY 25	FY 26
Equivalent Area Constructed*	Lakhs Sq. ft.	23.44	17.39	8.16	7.68	9.85	11.66	16.20	16.73	20.68	20.12	26.19
Area Booked	Lakhs Sq. ft.	8.63	6.96	6.93	10.79	19.82	14.97	14.76	25.86	26.40	26.98	26.69
Value of Area Booked	INR Lakhs	28,421	22,508	21,736	33,262	67,163	53,468	57,325	1,31,343	1,79,822	1,93,675	2,42,113
Average Realization	INR/Sq. ft.	3,293	3,234	3,137	3,082	3,388	3,571	3,883	5,080	6,811	7,179	9,071

*Equivalent Area Constructed (EAC) does not include EWS/LIG area as it is not a business activity of the company.

Quarterly Operational Data

Particulars	Unit	Q2FY24	Q3FY24	Q4FY24	Q1FY25	Q2FY25	Q3FY25	Q4FY25	Q1FY26	Q2FY26	Q3FY26	Q4FY26
Equivalent Area Constructed*	Lakhs Sq. ft.	4.59	4.77	6.97	4.91	6.01	5.19	4.00	6.15	7.25	6.14	6.65
Area Booked	Lakhs Sq. ft.	5.92	3.35	10.60	4.43	7.29	6.77	8.48	5.95	4.13	5.46	11.15
Value of Area Booked	INR Lakhs	32,560	17,389	86,254	23,532	67,254	45,416	57,472	43,097	30,343	39,703	1,28,970
Average Realization	INR/ Sq. ft.	5,498	5,189	8,134	5,315	9,223	6,705	6,774	7,245	7,346	7,268	11,566

*Equivalent Area Constructed (EAC) does not include EWS/LIG area as it is not a business activity of the company

Financials

01 Financial Summary YoY

02 Financial Summary QoQ



Financial Summary YoY (Consolidated)

Particulars	Unit	FY 18	FY 19	FY 20	FY 21	FY 22	FY 23	FY 24	FY 25	FY 26
Sales and Other Income	INR Crores	334.92	350.63	317.55	259.31	233.59	425.19	966.52	557.45	1,185.06
Operating Expenditure	INR Crores	266.92	303.37	316.84	241.11	230.71	379.41	847.22	511.22	1,011.14
EBITDA	INR Crores	68.00	47.26	0.72	18.20	2.89	45.78	119.30	46.23	173.92
Profit After Tax	INR Crores	38.23	13.78	(30.24)	1.72	(7.04)	27.88	83.40	18.24	117.89
Other Comprehensive Income	INR Crores	7.98	5.33	1.29	2.36	0.50	0.91	0.85	0.62	2.67
Total Comprehensive Income	INR Crores	46.21	19.10	(28.95)	4.08	(6.56)	28.78	84.24	18.86	120.56
* Pre - Tax Operating Cash Flows	INR Crores	(20.21)	16.41	34.22	171.65	165.04	84.85	304.46	429.90	
EBITDA Margin	%	20.30%	13.48%	0.23%	7.02%	1.24%	10.77%	12.34%	8.29%	14.68%
Net Profit /(Net Loss) Margin	%	11.42%	3.93%	(9.52%)	0.66%	(3.01%)	6.56%	8.63%	3.27%	9.95%
TCI Margin	%	13.80%	5.45%	(9.12%)	1.57%	(2.81%)	6.77%	8.72%	3.38%	10.17%
Return on Average Net Worth	%	6.21%	2.47%	(3.78%)	0.53%	(0.86%)	3.78%	10.94%	2.46%	15.25%
Debt to Equity Ratio		0.16	0.20	0.17	0.07	0.21	0.22	0.17	0.34	0.36

*Pre – Tax Operating Cashflow is a modified version of operating cashflows and not as per statutorily required AS-3.

Financial Summary QoQ (Consolidated)

Particulars	Unit	Q1FY25	Q2FY25	Q3FY25	Q4FY25	Q1FY26	Q2FY26	Q3FY26	Q4FY26
Sales and Other Income	INR Crores	128.51	59.53	139.93	229.48	302.72	176.18	373.35	332.81
Operating Expenditure	INR Crores	128.85	66.27	116.04	200.05	280.92	136.45	293.54	300.23
EBITDA	INR Crores	(0.35)	(6.74)	23.89	29.43	21.79	39.74	79.80	32.59
Profit/(Loss) After Tax	INR Crores	(5.45)	(7.55)	10.89	20.34	12.72	27.54	56.65	20.98
Total Comprehensive Income	INR Crores	(5.11)	(8.12)	11.24	20.85	13.27	28.30	56.89	22.10
* Pre - Tax Operating Cash Flows	INR Crores	74.92	78.18	120.42	156.37	108.10	122.62	179.05	
EBITDA Margin	%	(0.27%)	(11.32%)	17.07%	12.82%	7.20%	22.55%	21.38%	9.79%
Net Profit /(Net Loss) Margin	%	(4.24%)	(12.67%)	7.78%	8.86%	4.20%	15.63%	15.17%	6.30%
TCI Margin	%	(3.98%)	(13.64%)	8.03%	9.09%	4.38%	16.06%	15.24%	6.64%

*Pre – Tax Operating Cashflow is a modified version of operating cashflows and not as per statutorily required AS-3.

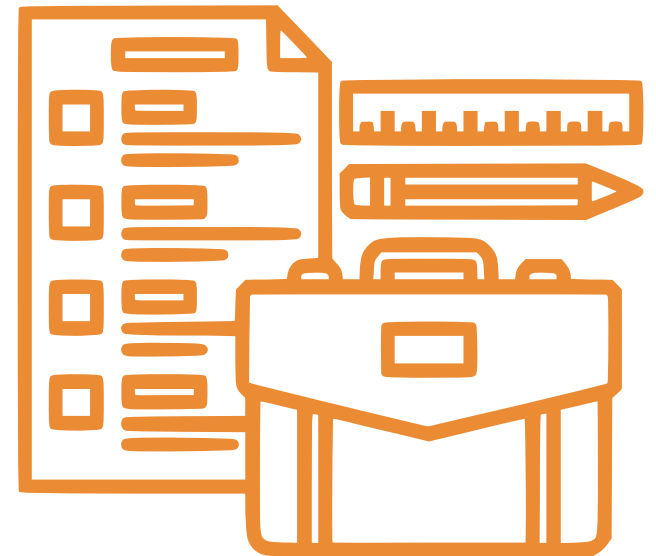
** In Q3FY25, PAT had a one-time impact of Rs. 5 Crores payout wrt. GST matter of Treehouse Hotel (shown as an exceptional line item in P&L).

Future Outlook

01 Future Projects Summary

02 Land available for Future Development

03 Completed Projects having Inventory



Future Projects Summary

Location	Project	Phase	Economic Interest	Saleable Area (Lakhs Sq. ft.)
Bhiwadi	Advik*	3*,4 & 5	100% Ownership	7.18
Jaipur	OMA	All	100% Ownership	10.90
Jaipur	One44	Plaza	77.40% Ownership	0.04
Gurugram	Aaroham	3	100% Ownership	3.88
Pune	Malhar	5	65% Revenue Share	2.62
Pune	Amodh	4	80% Revenue Share	2.01
Chennai	Vatsalya	3,4 & 5	100% Ownership	7.97
Chennai	Swarang*	4	50% of the Profits	1.28
Neemrana	Aangan	2	100% Ownership	4.37
Pune	Utsav Lavasa	5	100% Ownership	0.84
Total				41.10

- *Ashiana Advik Ph-3 (0.46 lsf) is partially launched in Quarter 4 FY26, Balance portion (1.42lsf) to be launched in FY27.
- Ashiana Swarang is acquired by Kairav Developers Ltd. (a joint venture company with equal economic interest of Ashiana Housing Ltd. and Arihant Foundations)
- In some of the projects, saleable area has been updated as per latest/revised phasing plan.

Land available for Future Development

Location	Land/ Project Name	Estimated Area (Acres)	Estimated Saleable Area (Lakhs Sq. ft)	Proposed Development
Bhiwadi	Milakpur*	40.63	31.00	Premium Homes/ Senior Living
Chennai	Aranya (MWC Chennai)	22.71	15.00	Senior Living
Pune	Wavrle, Raigad (Maharashtra)	8.83	4.50	Senior Living
Pune	Panvel, District Raigad (Maharashtra)	7.00	7.00	Senior Living
Total		79.17	57.50	

*Note: * Milakpur Land is under acquisition and company's writ petition is pending before the Hon'ble High Court of Rajasthan against acquisition*

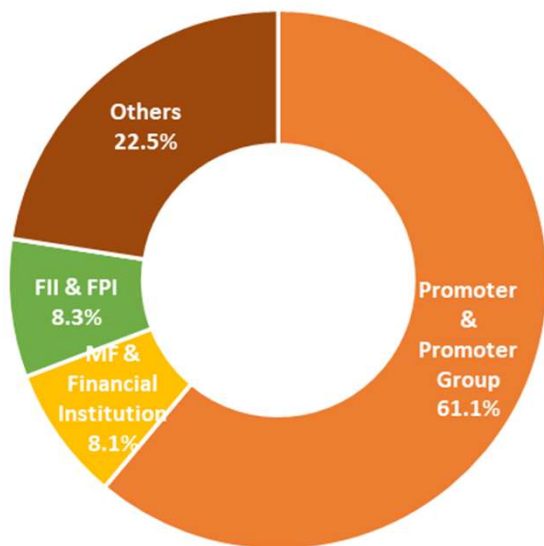
Completed Projects having Inventory

Location	Projects	Phase	Economic Interest	Type	Saleable Area (Lakhs sq ft)	Booked Area (Lakhs sq ft)	Unbooked Area (Lakhs sq ft)
Bhiwadi	Surbhi	1-2 & Plaza	100% Ownership	Premium Homes	4.01	3.85	0.16
Bhiwadi	Nirmay	4	100% Ownership	Senior Living	2.09	2.07	0.02
Gujarat	Navrang	1	81 % of Revenue	Premium Homes	1.68	1.66	0.01
Neemrana	Aangan Neemrana	Plaza	100% Ownership	Premium Homes	0.04	0.02	0.02
Jodhpur	Dwarka	5	100% Ownership	Premium Homes	2.00	1.88	0.11
Pune	Malhar	1	65% Revenue Share	Premium Homes	2.62	2.59	0.03
Jaipur	Amantran	All	75% of Revenue Share	Premium Homes	8.65	8.62	0.03
Jaipur	Rangoli Gardens Plaza	Plaza	50% of the Profits	Premium Homes	0.68	0.58	0.10
Jaipur	Umang	5-6 & Plaza	100% Ownership	Kid Centric Homes	6.81	6.76	0.05
Pune	Utsav Lavasa	1, 2, 3 & 4	100% Ownership	Senior Living	5.13	4.26	0.87
Total					33.72	32.31	1.41

** CC for Phase-4 Ashiana Utsav, Lavasa was received on 4th July 24, and it is moved to completed projects, it is yet to be launched for sales

Shareholding Pattern as on 31st Mar 2026

Shareholding Pattern



Institutional Holding above 1%

Rank	Fund / Institution	No. of Shares	% Holding
1	SBI Contra Fund	80,18,812	8.0%
2	India Capital Fund Limited	71,61,518	7.1%
3	Investor Education And Protection Fund Authority Ministry Of Corporate Affairs	35,24,901	3.5%



**For Any
Queries, Contact**



investorrelations@ashianahousing.com



+91 11 4265 4265

Regd. Office: 11G Everest, 46/C, Chowringhee Road, Kolkata - 700 071. West Bengal, India. Ph: 033-4037860

Head Office: 304, Southern Park, Saket District Centre, Saket, New Delhi – 110017 Ph : 011-4265 4265

© 2020 Ashiana Housing Limited., All Rights Reserved.

“Ashiana Housing Limited” and The Ashiana Logo are trademarks of Ashiana Housing Limited. In addition to Company data, data from market research agencies, Stock Exchanges and industry publications has been used for this presentation. This material was used during an oral presentation; it is not a complete record of the discussion. This work may not be used, sold, transferred, adapted, abridged, copied or reproduced in whole or in part in any manner or form or in any media without the prior written consent. All product names and company names and logos mentioned herein are the trademarks or registered trademarks of their respective owners.

Annexure

01 About Ashiana

02 Business Model

03 Accolades

04 Abbreviations



About Ashiana

 Incorporation / Headquarters	<ul style="list-style-type: none">● 1979 in Patna, New Delhi
 Industry	<ul style="list-style-type: none">● Real Estate with focus on residential apartments
 Business Segments	<ul style="list-style-type: none">● Premium Homes, Senior Living & Kid Centric Homes
 Areas of Operation	<ul style="list-style-type: none">● Jaipur, Bhiwadi, Jodhpur, Jamshedpur, Neemrana, Gurugram, Pune and Chennai
 Key Metrics (as on Mar 31, 2026)	<ul style="list-style-type: none">● 349.21 lakhs sq. ft. constructed● Operations in 8 Locations● 20,192 homes delivered

Note: Key Metrics are updated on annual basis at the end of each Financial Year

Business Model

High quality in-house construction

- In house end-to-end construction capabilities – Ensure higher control over cost and quality and flexibility in execution
- Focus on use of high quality and efficient construction methodologies & techniques to help reduce time and cost

In-house sales and marketing

- Instead of broker-driven model, Ashiana has in-house sales and marketing team
- Ensures greater ownership of customers and helps in selling projects to them in future
- High proportion of customer referral sales to overall sales due to established brand and high customer satisfaction level

In-house Facility Management Services

- Services provided to some of the projects of Ashiana through its wholly owned subsidiary
- Other than facility management and maintenance facilities, resale and renting services also provided
- This acts as a continuous direct customer feedback channel

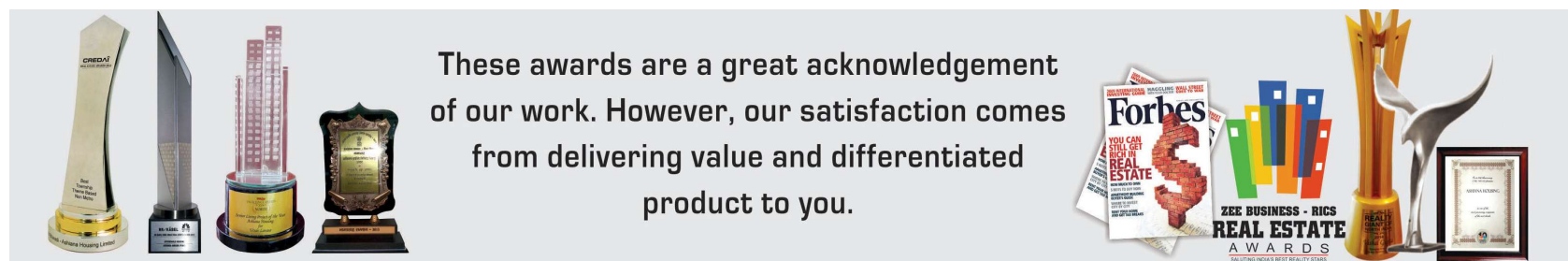
Land is Raw Material

- Execution based model instead of land banking model
- Target land inventory of 5-7 times of current year execution plan

Accolades

Awards & Recognitions

2010	2011	2012	2013	2014	2015
<ul style="list-style-type: none"> Rated by FORBES' among Asia's 200 Best Under a Billion Dollar Companies Received BMA - Siegwark award for Corporate Social Responsibility 	<ul style="list-style-type: none"> Ashiana Aangan Bhiwadi awarded as India's Best Residential Project (North) by ZEE - Business RICS Awards Ashiana Woodlands, Jamshedpur awarded as India's Best Residential Project (East) by ZEE - Business RICS Awards Rated by FORBES' among Asia's 200 Best Under a Billion Dollar Companies twice in a row 	<ul style="list-style-type: none"> Ashiana Aangan, Bhiwadi awarded as India's Best Affordable Housing by CNBC Awaaz Ashiana Aangan, Bhiwadi awarded as NCR's Best Affordable Housing by CNBC Awaaz Received BMA - Siegwark award for Corporate Social Responsibility 	<ul style="list-style-type: none"> Received Bhamashah award for Contribution made in the field of Education by Govt. of Rajasthan Think Media Award for Outstanding Corporate Social Responsibility work in Real Estate Sector Honored by Bharat Vikas Parishad Rajasthan for Corporate Social Responsibility activities 	<ul style="list-style-type: none"> Awarded as Realty Giants North India by Realty Kings North India Received Bhamashah award for Contribution made in the field of Education by Govt. of Rajasthan Ashiana Utsav, Lavasa awarded as Senior Living Project of the Year in India by Realty Excellence Award 	<ul style="list-style-type: none"> CNBC Awaaz felicitated Ashiana Housing Limited with One of the Most Promising Company of the Next Decade Rangoli Gardens, Jaipur awarded as The Best Budget Apartment Project of the Year by NDTV PROFIT
2015	2017	2018	2019	2020	
<ul style="list-style-type: none"> Received Bhamashah award for Contribution made in the field of Education by Govt. of Rajasthan Received FICCI "Category" - CSR Award for Small & Medium Enterprises (SME) with turnover upto 200 crores p.a. 	<ul style="list-style-type: none"> NDTV Property Awards 2016 felicitated "Ashiana Dwarka" as "Budget Apartment Project of the Year" in Tier 2 cities 2017 Received CIDC Vishwakarma Awards 2017 under the category "Achievement Award for Construction Skill Development" 2017 Received CREDAI CSR Award 16-17 under the category "Education (Establishing of schools, educational institutions and creating educational facilities)" 2017 	<ul style="list-style-type: none"> Awarded Themed Project of the Year for Ashiana Umang, Kid Centric Homes by Realty+ Excellence Awards (North) Awarded Real-Estate Website of the Year for being user friendly, visually aesthetic with easy navigation by Realty+ Excellence Awards (North) 2018 	<ul style="list-style-type: none"> Recognised for Digital Campaign of the year "Behatar Parvarish ka Pata" by ABP News Ranked as India's No. 1 Senior Living Brand 3 times in a row by Track2 Realty 	<ul style="list-style-type: none"> Recognised as Best Theme based Project "Ashiana Anmol-Kid Centric" by Realty+ Excellence Awards (North) 2019 Ranked as No. 1 Developer in North India and No. 5 in India by Track2 Realty. 	

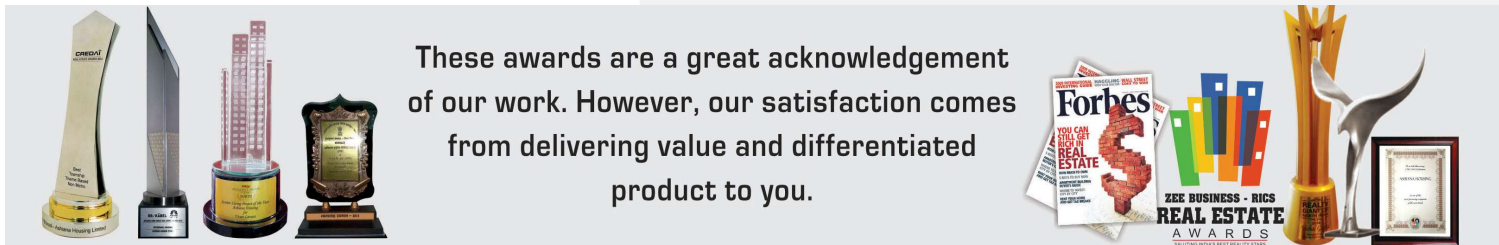


These awards are a great acknowledgement of our work. However, our satisfaction comes from delivering value and differentiated product to you.

Accolades

Awards & Recognitions

2021	2023	2025
<ul style="list-style-type: none"> Ranked as India's No. 1 Senior Living Brand 4 times in a row by Track2 Realty 	<ul style="list-style-type: none"> Received Bhamashah Award from the Govt. of Rajasthan after 2 years gap due to covid; added to this, the Govt. has also conferred the title "Shiksha Bhushan" for Ashiana's contribution to basic education in the state of Rajasthan. Ranked as India's No. 1 Senior Living Brand 6 times in a row by Track 2 Realty. Bestowed with the Best Pavilion Award at the CREDAI Real Estate Expo held in Jaipur 	<ul style="list-style-type: none"> Awards received from Track2Realty. <ul style="list-style-type: none"> No.1 in Senior Housing across India (8th time in a row) for 2023-24 No.3 in North India across asset class No.5 in Best Brand in the CSR segment PAN India No.9 in Real Estate Employer (employment track record) in India No.9 in Public Perception (Consumer Confidence) across India No.10 in the Residential Segment across India No.10 in Best practices in the industry PAN India CREDAI Expo Pune Best Visual Merchandising Award. ET Realty Awards <ul style="list-style-type: none"> Amodh has been recognized as the Senior Living Project of the Year 2025 at The Economic Times Real Estate Awards 2025 (National Edition). Our podcast, Adding Zindagi to Years, has been recognised with multiple prestigious awards: <ul style="list-style-type: none"> Golden Mikes Award – Best Podcast/Audio Series in the Real Estate category HT Podmasters Award – Winner in the Self-Help & Motivation category India Audio Summit – Honoured under the Society & Culture category Award for Revolution in the housing sector and senior Living <ul style="list-style-type: none"> Real Estate Excellence Award (North) for 'TIMING THE MARKET' Awards received from Track2Realty. <ul style="list-style-type: none"> Awarded India's No 1 Senior Living 9th time in a Row by Track to Reality for 2024-25 Awards received from Economic Times Real Estate Awards. <ul style="list-style-type: none"> Ashiana Advik has been honored as the "Senior Living Project of the Year 2026 (Ongoing: North)
<ul style="list-style-type: none"> Ranked as India's No. 1 Senior Living Brand 5th time in a row by Track2 Realty Ashiana Amantran awarded as best "Residential Project – in High-end (Non-Metro: Ongoing)" category by ET Realty Awards 2022 		
2024		
<ul style="list-style-type: none"> Bestowed with our 9th Bhamashah award for Shiksha Bhushan in recognition of our commitment to education in Rajasthan CREDAI - Pune Metro has awarded us for maintaining the Best Creche Facility in labour areas for our project Ashiana Malhar in Pune. Ranked as India's No. 1 Senior Living Brand 7 times in a row by Track 2 Realty. ONE44 in Jaipur (Rajasthan) awarded as Outstanding Project (Regional) of the Year by Golden Bricks. Ashiana Vatsalya in Chennai (Tamil Nadu) awarded as Innovative Concept Object (Regional) of the year to our project by Golden Bricks. 		



These awards are a great acknowledgement of our work. However, our satisfaction comes from delivering value and differentiated product to you.

Abbreviations

- Sq. ft.: Square Feet
- EAC: Equivalent Area Constructed
- PAT : Profit after Tax
- EBITDA: Earning before Interest, Tax, Depreciation and Amortization
- TCI: Total Comprehensive Income

Glossary

Saleable Area

Total saleable area of the entire project corresponding to 100% economic interest of all parties

Ongoing Projects

Projects in respect of which (i) all title, development rights or other interest in the land is held either directly by our Company and/or our Subsidiaries and/or other entities in which our Company and/or our Subsidiaries have a stake; (ii) wherever required, all land for the project has been converted for intended land use; and (iii) construction development activity has commenced.

Future Projects

Projects in respect of which (i) all title, development rights or other interest in the land is held either directly by our Company and/or our Subsidiaries and/or other entities in which our Company and/or our Subsidiaries have a stake; and (ii) our management has commenced with the formulation of development plans.

Land available for Future Development

Lands in which we have obtained any right or interest, or have entered into agreements to sell/memorandum of understanding with respect to such rights or interest, as the case may be, and which does not form part of our Completed, Ongoing and Future Projects

Project

Project includes project phases

Safe Harbor

Except for the historical information contained herein, statements in this presentation and the subsequent discussions, which include words or phrases such as "will", "aim", "will likely result", "would", "believe", "may", "expect", "will continue", "anticipate", "estimate", "intend", "plan", "contemplate", "seek to", "future", "objective", "goal", "likely", "project", "should", "potential", "will pursue", and similar expressions of such expressions may constitute "forward-looking statements". These forward looking statements involve a number of risks, uncertainties and other factors that could cause actual results to differ materially from those suggested by the forward-looking statements. These risks and uncertainties include, but are not limited to our ability to successfully implement our strategy, our growth and expansion plans, obtain regulatory approvals, our provisioning policies, technological changes, investment and business income, cash flow projections, our exposure to market risks as well as other risks. The Company does not undertake any obligation to update forward-looking statements to reflect events or circumstances after the date thereof.