

RAJDARSHAN INDUSTRIES LIMITED

Regd. Office: 59, Moti Magri Scheme, Udaipur(Raj.)-313001

Phone: 91-294-2427999

E-Mail: info@rajdarshanindustrieslimited.com

CIN:L14100RJ1980PLC002145 Website: www.rajdarshanindustrieslimited.com

28th May, 2022

To Listing Department National Stock Exchange of India Ltd., 5 th Floor Exchange Plaza, Bandra Kurla Complex, Bandra (E), MUMBAI - 400 051	To Listing Department The Bombay Stock Exchange Ltd., Rotunda Building, P. J. Towers Dalal Street, MUMBAI- 400 001
---	--

Sub: Information pursuant to Regulation 30 (2) and Regulation 33 of SEBI (Listing Obligations & Disclosure Requirements), Regulations, 2015

Dear Sir,

We hereby inform that Board of Directors of the Company at their meeting held on May 28, 2022 has:

1. Considered and approved the Standalone audited Financial Results for the quarter and year ended March 31, 2022.
2. Considered and approved the consolidated audited Financial Results for the quarter and year ended March 31, 2022.
3. Considered and approved the standalone and consolidated Assets and Liabilities at at March 31, 2022
4. Cash Flow Statement as at March 31, 2022

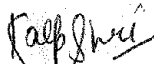
Enclosed herewith:

1. Audited standalone financial results for quarter and year ended March 31, 2022
2. Audited consolidated financial Results for the year ended March 31, 2022
3. Audited Statement of Assets and Liabilities as at March 31, 2022
4. Cash Flow Statement
5. Auditors Report
6. Declaration with regard to un-modified opinion pursuant to Regulation 33(3)(d) of SEBI Listing Regulations, Amendment , 2016

Kindly take the information on record.

Thanking you,

For Rajdarshan Industries Limited


Kalp Shri Vaya

Company Secretary



RAJDARSHAN INDUSTRIES LIMITED

Regd. Office: 59, Moti Magri Scheme, Udaipur(Raj.)-313001

Phone: 91-294-2427999

E-Mail: info@rajdarshanindustrieslimited.com

CIN:L14100RJ1980PLC002145 Website: www.rajdarshanindustrieslimited.com

28th May, 2022

To Listing Department National Stock Exchange of India Ltd., 5 th Floor Exchange Plaza, Bandra Kurla Complex, Bandra (E), MUMBAI - 400 051	To Listing Department The Bombay Stock Exchange Ltd., Rotunda Building, P. J. Towers Dalal Street, MUMBAI- 400 001
---	--

Sub: Declaration for unmodified opinion pursuant to Regulation 33(3) (d) of SEBI Listing Regulations, (Amendments), 2016.

Dear Sir

We hereby declare that that the Audit Report issued by M/s Nyati & Associates, Chartered Accountants (Firm Registration No. 002327C), Statutory Auditors on audited standalone and consolidated financials for the year ended 31.03.2022 is with unmodified opinion.

The above declaration is issued in compliance of Regulation 33{3}(d) of the SEBI Listing {Amendments} Regulations, 2016.

This is for your information and records.

Thanking you,

For **Rajdarshan Industries Limited**

Kalp Shri Vaya

Kalp Shri Vaya

Company Secretary



RAJDARSHAN INDUSTRIES LIMITED

CIN:L14100RJ1980PLC002145, Web: www.rajdarshanindustrieslimited.com, Mail: info@rajdarshanindustrieslimited.com
Address: 59, Moti Magri Scheme, Udaipur-313001

(Rs. In Lakhs)

	Statement of Standalone Financial Results for the Quarter and period ended March 31, 2022			
	Standalone		Year Ended	
	Quarter Ended 31-03-2022 (Audited)	Quarter Ended 31-12-2021 (Un-Audited)	31-03-2021 (Audited)	31-03-2022 (Audited)
1 Revenue from operations	43.61	0.00	0.00	43.61
2 Other income	20.26	14.62	27.14	90.42
3 Total income	63.87	14.62	27.14	134.03
4 Expenses				
Cost of materials consumed	0.00	0.00	0.00	0.00
Manufacturing Expenses	0.00	0.00	0.00	0.00
Purchases of stock-in-trade	23.37	0.00	0.00	23.37
Changes in inventories of finished goods, work-in-progress and stock-in-trade	-0.18	0.00	0.00	-0.18
GST expenses	0.00	0.00	0.00	0.00
Employee benefit expense	19.46	4.22	4.97	32.28
Finance costs	0.00	0.00	0.00	0.00
Depreciation, depletion and amortisation expense	0.27	0.27	0.53	1.10
Other Expenses	12.73	3.85	2.29	24.68
Total expenses	55.65	8.34	7.79	81.25
5 Total Profit/(Loss) before exceptional items and tax	8.22	6.28	19.35	52.78
6 Exceptional items	0.00	0.00	0.00	0.00
7 Total Profit/(Loss) before tax	8.22	6.28	19.35	52.78
				91.21



[Handwritten signature]

8 Tax Expenses								
Current tax	4.10	1.42	0.45	6.97	6.50			
Deferred tax	-7.79	0.00	14.15	-7.79	14.15			
Net Profit/(Loss) for the period from continuing operations	11.91	4.86	4.75	53.60	70.56			
10 Profit (loss) from discontinued operations before tax	0.00	0.00	0.00	0.00	0.00			
11 Tax expense of discontinued operations	0.00	0.00	0.00	0.00	0.00			
12 Net profit (loss) from discontinued operation after tax	0.00	0.00	0.00	0.00	0.00			
Share of profit (loss) of associates and joint ventures accounted for using equity method	0.00	0.00	0.00	0.00	0.00			
13 Total Profit/(loss) for period	11.91	4.86	4.75	53.60	70.56			
14 Other comprehensive income								
(a)(i) Items that will not be re-classified to Profit or Loss	-129.50	214.35	28.22	271.67	208.20			
(ii) Income Tax relating to items that will not be re-classified to Profit or Loss	0.00	0.00	0.00	0.00	0.00			
(b)(i) Items that will be re-classified to Profit or Loss	0.00	0.00	0.00	0.00	0.00			
(ii) Income Tax relating to items that will be re-classified to Profit or Loss	0.00	0.00	0.00	0.00	0.00			
Total Comprehensive Income for the period	-117.59	219.21	32.97	325.27	278.76			
15 Details of equity share capital								
Paid-up equity share capital	310.83	310.83	310.83	310.83	310.83			
Face value of equity share capital	10.00	10.00	10.00	10.00	10.00			
16 Details of debt securities								
Paid-up debt capital	0.00	0.00	0.00	0.00	0.00			
Face value of debt securities	0.00	0.00	0.00	0.00	0.00			
Reserves excluding revaluation reserve				1831.75	1505.48			
Debtenture redemption reserve	0.00	0.00	0.00	0.00	0.00			



Handwritten signature and date 10/05/24

17 Earnings per share							
(a) Earnings per equity share for continuing operations							
Basic earnings (loss) per share from continuing operations	-3.78	7.05	1.06	10.46	8.97		
Diluted earnings (loss) per share from continuing operations	-3.78	7.05	1.06	10.46	8.97		
(b) Earnings per equity share for discontinued operations							
Basic earnings (loss) per share from discontinued operations	0.00	0.00	0.00	0.00	0.00		
Diluted earnings (loss) per share from discontinued operations	0.00	0.00	0.00	0.00	0.00		
(c) Earnings per equity share							
Basic earnings (loss) per share from continuing and discontinued operations	-3.78	7.05	1.06	10.46	8.97		
Diluted earnings (loss) per share from continuing and discontinued operations	-3.78	7.05	1.06	10.46	8.97		

EXPLANATORY NOTES


- The audited Standalone financial results of the Company for the quarter and period ended March 31, 2022 have been reviewed by the Audit Committee and approved by the Board of directors at its meeting held on May 29, 2022.
- Financial results for all the periods presented have been prepared in accordance with the recognition and measurement principles of Ind AS 34.
- Other Income includes the following:

Particulars	Quarter Ended			Year Ended	
	31-03-2022 (Audited)	31-12-2021 (Un-Audited)	31-03-2021 (Audited)	31-03-2022 (Audited)	31-03-2021
Interest Income	11.84	11.72	12.59	47.56	48.78
Net Gain/(Loss) on measuring investments at fair value through profit and loss	6.97	-0.27	11.76	37.41	55.52

- Figures of the previous periods are re-classified/re-arranged/re-grouped, wherever necessary, to correspond with the current periods classification/disclosure.
- Segment Reporting is not applicable to the company since the entire operation of the company relates to single segment.
- The figures of the quarter ended March 31, 2022 and March 31, 2021 are the balancing figures between audited figures in respect of full financial year up to March 31, 2021 and March 31, 2022 respectively and the unaudited published year to date figures upto December 31, 2021 and December 31, 2020 respectively.

Place: Udaipur
Date: 28/05/2022

For Rajdarshan Industries Ltd.
Devendra Sharma
CEO & Managing Director
DIN: 00921174



RAJDARSHAN INDUSTRIES LIMITED

CIN: L14100RJ1980PLC002145, Web: www.rajdarshanindustrieslimited.com, Mail: info@rajdarshanindustrieslimited.com
Address: 59, Moti Magri Scheme, Udaipur-313001


(Rs. In Lakhs)

Statement of Consolidated Financial Results for the Quarter and period ended March 31, 2022

	Quarter Ended		Year Ended	
	31-03-2022	31-12-2021	31-03-2021	31-03-2021
	(Audited)	(Un-audited)	(Audited)	(Audited)
1 Revenue from operations	43.61	0.00	0.00	0.00
2 Other income	20.26	14.62	27.14	125.18
3 Total income	63.87	14.62	27.14	134.03
4 Expenses				
Cost of materials consumed	0.00	0.00	0.00	0.00
Manufacturing Expenses	0.00	0.00	0.00	0.00
Purchases of stock-in-trade	23.37	0.00	0.00	23.37
Changes in inventories of finished goods, work-in-progress and stock-in-trade	-0.18	0.00	0.00	-0.18
GST expenses	0.00	0.00	0.00	0.00
Employee benefit expense	19.46	4.22	4.97	32.28
Finance costs	0.00	0.00	0.00	0.00
Depreciation, depletion and amortisation expense	0.27	0.27	0.53	1.10
Other Expenses	12.73	3.85	2.29	24.68
Total expenses	55.65	8.34	7.79	81.25
5 Total Profit/(Loss) before exceptional items and tax	8.22	6.28	19.35	52.78
6 Exceptional items	0.00	0.00	0.00	0.00
7 Total Profit/(Loss) before tax	8.22	6.28	19.35	52.78
				91.21



8	Tax expense								
	Current tax	4.10	1.42	0.45	6.97	6.50			
	Deferred tax	-7.79	0.00	14.15	-7.79	14.15			
9	Net Profit/(Loss) for the period from continuing operations	11.91	4.86	4.75	53.60	70.56			
10	Profit (loss) from discontinued operations before tax	0.00	0.00	0.00	0.00	0.00			
11	Tax expense of discontinued operations	0.00	0.00	0.00	0.00	0.00			
12	Net profit (loss) from discontinued operation after tax	0.00	0.00	0.00	0.00	0.00			
	Share of profit (loss) of associates and joint ventures accounted for using equity method	0.29	0.32	0.14	1.18	0.85			
13	Total Profit/(loss) for period	12.20	5.18	4.89	54.78	71.41			
14	Other comprehensive income								
	(a)(i) Items that will not be re-classified to Profit or Loss	-129.50	214.35	28.22	271.67	208.20			
	(ii) Income Tax relating to items that will not be re-classified to Profit or Loss	0.00	0.00	0.00	0.00	0.00			
	(b)(i) Items that will be re-classified to Profit or Loss	0.00	0.00	0.00	0.00	0.00			
	(ii) Income Tax relating to items that will be re-classified to Profit or Loss	0.00	0.00	0.00	0.00	0.00			
	Total Comprehensive Income for the period	-117.30	219.53	33.11	326.45	279.61			
15	Details of equity share capital								
	Paid-up equity share capital	310.83	310.83	310.83	310.83	310.83			
	Face value of equity share capital	10.00	10.00	10.00	10.00	10.00			
16	Details of debt securities								
	Paid-up debt capital	0.00	0.00	0.00	0.00	0.00			
	Face value of debt securities	0.00	0.00	0.00	0.00	0.00			
	Reserves excluding revaluation reserve				1833.89	1507.44			
	Debiture redemption reserve	0.00	0.00	0.00	0.00	0.00			



Signature

17 Earnings per share		Quarter Ended		Year Ended	
(a) Earnings per equity share for continuing operations		31-03-2022	31-12-2021	31-03-2021	31-03-2022
Basic earnings (loss) per share from continuing operations	-3.77	7.06		1.07	10.50
Diluted earnings (loss) per share from continuing operations	-3.77	7.06		1.07	10.50
(b) Earnings per equity share for discontinued operations					
Basic earnings (loss) per share from discontinued operations	0.00	0.00		0.00	0.00
Diluted earnings (loss) per share from discontinued operations	0.00	0.00		0.00	0.00
(c) Earnings per equity share					
Basic earnings (loss) per share from continuing and discontinued operations	-3.77	7.06		1.07	10.50
Diluted earnings (loss) per share from continuing and discontinued operations	-3.77	7.06		1.07	10.50

EXPLANATORY NOTES

- 1 The Un audited Standalone financial results of the Company for the quarter and period ended March 31, 2022 have been reviewed by the Audit Committee and approved by the Board of directors at its meeting held on May 28, 2022.
- 2 Financial results for all the periods presented have been prepared in accordance with the recognition and measurement principles of Ind AS 34.
- 3 Other income includes the following

Particulars	Quarter Ended		Year Ended	
	31-03-2022 (Audited)	31-12-2021 (Un-Audited)	31-03-2021 (Audited)	31-03-2021 (Audited)
Interest Income	11.84	11.72	12.59	47.66
Net Gain/(Loss) on measuring Investments at fair value through profit and loss	6.97	-0.27	21.76	37.41
				55.52

- 4 Adjustments towards Deferred Tax which were not considered in previous quarters have been considered in Audited Accounts in current quarter.
- 5 Segment Reporting is not applicable to the company since the entire operation of the company relates to single segment.
- 6 The figures of the quarter ended March 31, 2022 and March 31, 2021 are the balancing figures between audited figures in respect of full financial year up to March 31, 2021 and March 31, 2022 respectively and the unaudited published year to date figures upto December 31, 2021 and December 31, 2020 respectively.

Place: Udaipur
Date: 28/05/2022


For Rajdarshan Industries Ltd

Devendra Sharma
CEO & Managing Director
DIN: 00921174



RAJDARSHAN INDUSTRIES LIMITED
CIN : L14100RJ1980PLC002145
STANDALONE CASH FLOW STATEMENT AS PER IND AS -7 FOR THE YEAR ENDED MARCH 31, 2022

PARTICULARS	AS AT 31/03/2022 RUPEES	AS AT 31/03/2021 RUPEES
A. CASH FLOW FROM OPERATING ACTIVITIES		
Total Comprehensive Income Before Tax and after exceptional items adjusted for:	52.78	91.20
Net gain on Investment carried at fair value through profit and loss and other comprehensive income	(37.41)	(55.52)
Depreciation and Amortization	1.10	1.73
Provision for diminution in Value of Investments	1.75	0.00
(Profit) / Loss on sale of Fixed Assets	0.00	(2.34)
(Profit)/Loss on sale of investments	0.00	(7.05)
Interest Expense	0.00	0.00
Bad Debts written off	0.00	0.00
Dividend Income	(5.05)	(11.48)
Interest Income	(47.66)	(48.78)
Operating Profit Before Working Capital Changes	(34.49)	(32.24)
Adjustments for (Increase) / Decrease in Operating Assets:		
Inventories	(0.18)	0.00
Trade and other receivables *	(66.93)	36.78
Trade and other payables *	45.76	0.61
Cash Generated from Operation	(55.84)	5.15
Direct Taxes Paid / Tax Deducted at Source	(5.70)	(3.96)
Net Cash Flow from Operating Activities (A)	(61.54)	1.19
B. CASH FLOW FROM INVESTING ACTIVITIES		
Change in other bank balance and cash not available for immediate use	(3.54)	(73.17)
Purchase of Fixed Assets & Capital W.I.P.	0.00	0.00
Proceed from Sale of Fixed Assets	0.00	5.94
Proceeds/(Purchase) of Investment	0.00	17.05
Interest Received	50.47	51.05
Dividend Income	5.05	11.48
Net Cash Used in Investing Activities (B)	51.99	12.35



C. CASH FLOW FROM FINANCING ACTIVITIES		
Long Term Borrowings / Repayments	0.00	0.00
Repayment to / Proceeds from Banks	0.00	0.00
Interest Expense	0.00	0.00
Net Cash Flow from/ (Used in) Financing Activities (C)	0.00	0.00
NET INCREASE/(DECREASE) IN CASH AND CASH EQUIVALENTS (A+B+C)	(9.55)	13.54
CASH AND CASH EQUIVALENTS - OPENING BALANCE	31.65	18.11
CASH AND CASH EQUIVALENTS - CLOSING BALANCE (Refer note no. 10(a))	22.09	31.65

* Includes current and non-current

Notes :

- 1 Cash Flow Statement has been prepared under the indirect method as set out in the Accounting Standard (Ind AS- 7)
- 2 "Cash Flow Statements" as specified in the Companies (Indian Accounting Standard(Amendment) Rules, 2017).
- 3 Previous year figures have been regrouped / reclassified wherever applicable.



S. G. G. G. G.

RAJDARSHAN INDUSTRIES LIMITED
CIN : L14100RJ1980PLC002145


CONSOLIDATED CASH FLOW STATEMENT AS PER IND AS -7 FOR THE YEAR ENDED MARCH 31, 2022

	PARTICULARS	AS AT 31/03/2022 RUPEES	AS AT 31/03/2021 RUPEES
A.	CASH FLOW FROM OPERATING ACTIVITIES		
	Total Comprehensive Income Before Tax and after exceptional items adjusted for:	52.78	91.20
	Net gain on investment carried at fair value through profit and loss and other comprehensive income	(37.41)	(55.52)
	Depreciation and Ammortization	1.10	1.73
	Provision for diminution in Value of investments	1.75	0.00
	(Profit) / Loss on sale of Fixed Assets	0.00	(2.34)
	(Profit)/Loss on sale of investments	0.00	(7.05)
	Interest Expense	0.00	0.00
	Bad Debts written off	0.00	0.00
	Dividend Income	(5.05)	(11.48)
	Interest Income	(47.66)	(48.78)
	Operating Profit Before Working Capital Changes	(34.49)	(32.24)
	Adjustments for (Increase)/ Decrease in Operating Assets:		
	Inventories	(0.18)	0.00
	Trade and other receivables *	(66.93)	36.78
	Trade and other payables *	45.76	0.61
	Cash Generated from Operation	(55.84)	5.15
	Direct Taxes Paid / Tax Deducted at Source	(5.70)	(3.96)
	Net Cash Flow From Operating Activities (A)	(61.54)	1.19
B.	CASH FLOW FROM INVESTING ACTIVITIES		
	Change in other bank balance and cash not available for immediate use	(3.54)	(73.17)
	Purchase of Fixed Assets & Capital W.I.P.	0.00	0.00
	Proceed from Sale of Fixed Assets	0.00	5.94
	Proceeds/(Purchase) of investment	0.00	17.05
	Interest Received	50.47	51.05
	Dividend Income	5.05	11.48
	Net Cash Used in Investing Activities (B)	51.99	12.35
C.	CASH FLOW FROM FINANCING ACTIVITIES		
	Long Term Borrowings / Repayments	0.00	0.00
	Repayment to / Proceeds from Banks	0.00	0.00
	Interest Expense	0.00	0.00
	Net Cash Flow from/ (Used in) Financing Activities (C)	0.00	0.00
	NET INCREASE/(DECREASE) IN CASH AND CASH EQUIVALENTS (A+B+C)	(9.55)	13.54
	CASH AND CASH EQUIVALENTS - OPENING BALANCE	31.65	18.11
	CASH AND CASH EQUIVALENTS - CLOSING BALANCE	22.09	31.65

* Includes current and non-current

Notes :

- Cash Flow Statement has been prepared under the indirect method as set out in the Accounting Standard (Ind AS- 7)
- "Cash Flow Statements" as specified in the Companies (Indian Accounting Standard(Amendment) Rules, 2017).
- Previous year figures have been regrouped / reclassified wherever applicable.



[Handwritten Signature]


RAJDARSHAN INDUSTRIES LIMITED

CIN:L14100RJ1980PLC002145, Web: www.rajdarshanindustrieslimited.com, Mail: info@rajdarshanindustrieslimited.com

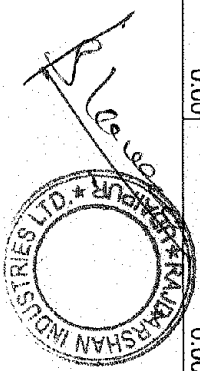
Address: 59, Moti Magri Scheme, Udaipur-313001

Statement of Asset and Liabilities

Particulars	Year ended (31-03-2022)	Previous year ended (31-03-2021)	Year ended (31-03-2022)	Previous year ended (31-03-2021)
	Date of start of reporting period Date of end of reporting period Whether results are audited or unaudited Nature of report standalone or consolidated	01-Apr-2021 31-Mar-2022 Audited Standalone	01-Apr-2020 31-Mar-2021 Audited Standalone	01-Apr-2021 31-Mar-2022 Audited Consolidated
Assets				
1 Non-current assets				
Property, plant and equipment	16.24	17.34	16.24	17.34
Capital work-in-progress	0.00	0.00	0.00	0.00
Investment property	16.22	16.22	16.22	16.22
Goodwill	0.00	0.00	0.00	0.00
Other intangible assets	0.00	0.00	0.00	0.00
Intangible assets under development	0.00	0.00	0.00	0.00
Biological assets other than bearer plants	0.00	0.00	0.00	0.00
Investments accounted for using equity method	0.00	0.00	0.00	0.00
Non-current financial assets				
Non-current investments	961.65	654.32	963.79	655.29
Trade receivables, non-current	10.67	10.67	10.67	10.67
Loans, non-current	0.00	0.00	0.00	0.00
Other non-current financial assets	122.54	91.73	122.54	91.73
Total non-current financial assets	1094.87	756.73	1097.01	757.69
Deferred tax assets (net)	212.97	205.18	212.97	205.18
Other non-current assets	0.00	0.00	0.00	0.00
Total non-current assets	1340.30	995.48	1342.44	1050.67
2 Current assets				
Inventories	0.18	0.00	0.18	0.00
Current financial asset				



	Current investments	0.00	0.00	0.00	0.00	0.00
	Trade receivables, current	136.77	103.67	136.77	103.67	103.67
	Cash and cash equivalents	22.09	31.65	22.09	31.65	31.65
	Bank balance other than cash and cash equivalent loans, current	254.89	284.97	254.89	284.97	284.97
	Other current financial assets	431.95	403.04	431.95	403.04	403.04
		0.00	0.00	0.00	0.00	0.00
	Total current financial assets	845.87	823.33	845.87	823.33	823.33
	Current tax assets (net)	0.00	0.05	0.00	0.00	0.05
	Other current assets	12.46	7.53	12.46	7.53	7.53
	Total current assets	858.33	830.91	858.33	858.33	776.68
3	Non-current assets classified as held for sale	0.00	0.00	0.00	0.00	0.00
	Regulatory deferral account debit balances and related deferred tax Assets	0.00	0.00	0.00	0.00	0.00
4		0.00	0.00	0.00	0.00	0.00
	Total assets	2198.64	1826.39	2200.78	1827.35	1827.35
	Equity and liabilities					
1	Equity					
	Equity attributable to owners of parent					
	Equity share capital	310.83	310.83	310.83	310.83	310.83
	Other equity	1831.75	1506.48	1833.89	1507.44	1507.44
	Total equity attributable to owners of parent	2142.58	1817.31	2144.72	1818.27	1818.27
	Non controlling interest	0.00	0.00	0.00	0.00	0.00
	Total equity	2142.58	1817.31	2144.72	1818.27	1818.27
2	Liabilities					
	Non-current liabilities					
	Non-current financial liabilities					
	Borrowings, non-current	0.00	0.00	0.00	0.00	0.00
	Trade payables, non-current	22.43	2.13	22.43	2.13	2.13
	Other non-current financial liabilities	0.00	0.00	0.00	0.00	0.00
	Total non-current financial liabilities	22.43	2.13	22.43	2.13	2.13
	Provisions, non-current	0.00	0.00	0.00	0.00	0.00
	Deferred tax liabilities (net)	0.00	0.00	0.00	0.00	0.00
	Deferred government grants, Non-current	0.00	0.00	0.00	0.00	0.00
	Other non-current liabilities	0.00	0.00	0.00	0.00	0.00

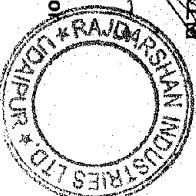


	Total non-current liabilities	22.43	2.13	22.43	2.13
	Current liabilities				
	Current financial liabilities				
	Borrowings, current	0.00	0.00	0.00	0.00
	Trade payables, current	3.36	2.20	3.36	2.20
	Other current financial liabilities	0.00	0.00	0.00	0.00
	Total current financial liabilities	3.36	2.20	3.36	2.20
	Other current liabilities	12.42	0.89	12.42	2.29
	Provisions, current	16.64	2.46	16.64	2.46
	Current tax liabilities (Net)	1.22	0.00	1.22	0.00
	Deferred government grants, Current	0.00	0.00	0.00	0.00
	Total current liabilities	30.27	4.75	30.27	4.75
3	Liabilities directly associated with assets in disposal group classified as held for sale	0.00	0.00	0.00	0.00
4	Regulatory deferral account credit balances and related deferred tax liability	0.00	0.00	0.00	0.00
	Total liabilities	56.06	9.08	56.06	9.08
	Total equity and liabilities	2198.64	1826.39	2200.78	1827.35

1 The above statement have been reviewed by the audit committee and approved by the Board of director at their respective meeting held on 28 May, 2022.
2 Figures of the previous periods are re-classified/rea-arranged/re-grouped, wherever necessary, to correspond with the current period's classification/disclosure.

Place: Udaipur
Date: 28/05/2022

For Rajdarshan Industries Ltd.
Devendra Sharma
CEO & Managing Director
DIN: 00921174





INDEPENDENT AUDITORS' REPORT

The Board of Directors of
M/S RAJDARSHAN INDUSTRIES PRIVATE LIMITED

Opinion and Conclusion

We have audited the Standalone Financial Results of **M/S RAJDARSHAN INDUSTRIES PRIVATE LIMITED** ("the Company") for the quarter and year ended March 31, 2022 (refer "Other Matters" section below), both included in the accompanying Statement of "Standalone financial results for the quarter and year ended on March 31, 2022" ("the Statement"), being submitted by the Company pursuant to the requirements of Regulation 33 of the SEBI (Listing Obligations and Disclosure Requirements) Regulations, 2015, as amended ("the Listing Regulations").

Opinion

In our opinion and to the best of our information and according to the explanations given to us, the Standalone Financial Results:

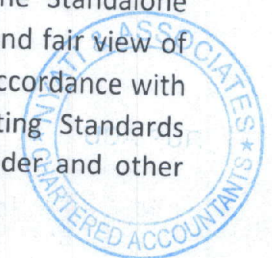
- i. is presented in accordance with the requirements of Regulation 33 of the SEBI (Listing Obligations and Disclosure Requirements) Regulations, 2015, as amended; and
- ii. gives a true and fair view in conformity with the recognition and measurement principles laid down in the Indian Accounting Standards and other accounting principles generally accepted in India of the net profit and total comprehensive income and other financial information of the Company for the quarter and year ended March 31, 2022.

Basis for Opinion

We conducted our audit in accordance with the Standards on Auditing ("SAs") specified under Section 143(10) of the Companies Act, 2013 ("the Act"). Our responsibilities under those Standards are further described in paragraph (a) of Auditor's Responsibilities section below. We are independent of the Company in accordance with the Code of Ethics issued by the Institute of Chartered Accountants of India ("the ICAI") together with the ethical requirements that are relevant to our audit of the Standalone Financial Results for the year ended March 31, 2022 under the provisions of the Act and the Rules thereunder, and we have fulfilled our other ethical responsibilities in accordance with these requirements and the ICAI's Code of Ethics. We believe that the audit evidence obtained by us is sufficient and appropriate to provide a basis for our audit opinion.

Management's Responsibilities for the Statement

This Statement which includes the Standalone Financial Results is the responsibility of the Company's Board of Directors and has been compiled from the related audited standalone financial statements. This responsibility includes the preparation and presentation of the Standalone Financial Results for the quarter and year ended March 31, 2022 that give a true and fair view of the net profit and other comprehensive income and other financial information in accordance with the recognition and measurement principles laid down in the Indian Accounting Standards prescribed under Section 133 of the Act read with relevant rules issued thereunder and other



accounting principles generally accepted in India and in compliance with Regulation 33 of the Listing Regulations. This responsibility also includes maintenance of adequate accounting records in accordance with the provisions of the Act for safeguarding the assets of the Company and for preventing and detecting frauds and other irregularities; selection and application of appropriate accounting policies; making judgments and estimates that are reasonable and prudent; and the design, implementation and maintenance of adequate internal financial controls that were operating effectively for ensuring the accuracy and completeness of the accounting records, relevant to the preparation and presentation of the Standalone Financial Results that give a true and fair view and is free from material misstatement, whether due to fraud or error.

In preparing the Standalone Financial Results, the Board of Directors are responsible for assessing the Company's ability, to continue as a going concern, disclosing, as applicable, matters related to going concern and using the going concern basis of accounting unless the Board of Directors either intends to liquidate the Company or to cease operations, or has no realistic alternative but to do so.

The Board of Directors are also responsible for overseeing the financial reporting process of the Company.


Auditor's Responsibilities

Audit of the Standalone Financial Results for the year ended March 31, 2022

Our objectives are to obtain reasonable assurance about whether the Standalone Financial Results for the year ended March 31, 2022 as a whole is free from material misstatement, whether due to fraud or error, and to issue an auditor's report that includes our opinion. Reasonable assurance is a high level of assurance, but is not a guarantee that an audit conducted in accordance with SAs will always detect a material misstatement when it exists. Misstatements can arise from fraud or error and are considered material if, individually or in the aggregate, they could reasonably be expected to influence the economic decisions of users taken on the basis of this Standalone Financial Results.

As part of an audit in accordance with SAs, we exercise professional judgment and maintain professional skepticism throughout the audit. We also:

- Identify and assess the risks of material misstatement of the Annual Standalone Financial Results, whether due to fraud or error, design and perform audit procedures responsive to those risks, and obtain audit evidence that is sufficient and appropriate to provide a basis for our opinion. The risk of not detecting a material misstatement resulting from fraud is higher than for one resulting from error, as fraud may involve collusion, forgery, intentional omissions, misrepresentations, or the override of internal controls.
- Obtain an understanding of internal financial controls relevant to the audit in order to design audit procedures that are appropriate in the circumstances, but not for the purpose of expressing an opinion on the effectiveness of the Company's internal controls.
- Evaluate the appropriateness of accounting policies used and the reasonableness of accounting estimates and related disclosures made by the Management.
- Conclude on the appropriateness of the Management's use of the going concern basis of accounting and, based on the audit evidence obtained, whether a material uncertainty exists



related to events or conditions that may cast significant doubt on the ability of the Company to continue as a going concern. If we conclude that a material uncertainty exists, we are required to draw attention in our auditor's report to the related disclosures in the Statement or, if such disclosures are inadequate, to modify our opinion. Our conclusions are based on the audit evidence obtained up to the date of our future events or conditions may cause the Company to cease to continue as a going concern.

- Evaluate the overall presentation, structure and content of the Annual Standalone Financial Results, including the disclosures, and whether the Annual Standalone Financial Results represent the underlying transactions and events in a manner that achieves fair presentation.
- Obtain sufficient appropriate audit evidence regarding the Annual Standalone Financial Results of the Company to express an opinion on the Annual Standalone Financial Results.

Materiality is the magnitude of misstatements in the Annual Standalone Financial Results that, individually or in aggregate, makes it probable that the economic decisions of a reasonably knowledgeable user of the Annual Standalone Financial Results may be influenced. We consider quantitative materiality and qualitative factors in (i) planning the scope of our audit work and in evaluating the results of our work; and (ii) to evaluate the effect of any identified misstatements in the Annual Standalone Financial Results.


We communicate with those charged with governance regarding, among other matters, the planned scope and timing of the audit and significant audit findings including any significant deficiencies in internal control that we identify during our audit.

We also provide those charged with governance with a statement that we have complied with relevant ethical requirements regarding independence, and to communicate with them all relationships and other matters that may reasonably be thought to bear on our independence, and where applicable, related safeguards.

Other Matters

The Statement includes the results for the Quarter ended March 31, 2022 being the balancing figure between audited figures in respect of the full financial year and the published year to date figures up to the third quarter of the current financial year which were subject to limited review by us. Our report on the Statement is not modified in respect of this matter.


For **Nyati & Associates**
Chartered Accountants
Firm's registration No. 002927C



Suresh Nyati
Proprietor
M No. 070742

UDIN : 22070742AJUIJG8477

Place of signature: Udaipur
Date: 28th May, 2022





Auditor's Report On consolidated audited quarterly and year to date financial results of the Company Pursuant to the Regulation 33 of the SEBI (Listing Obligations and Disclosure Requirements) Regulations, 2015

**TO THE BOARD OF DIRECTORS OF
M/S RAJDARSHAN INDUSTRIES LIMITED**

- 1 We have audited the accompanying statement of consolidated financial results of **M/S RAJDARSHAN INDUSTRIES LIMITED** ('the Company') comprising its subsidiaries (together, 'the Group') for the quarter and year ended March 31, 2022, attached herewith, being submitted by the Company pursuant to the requirement of Regulation 33 of the SEBI (Listing Obligations and Disclosure Requirements) Regulations, 2015, as amended ('the Regulation'), read with SEBI Circular No. CIR/CFD/FAC/62/2016 dated July 5, 2016 ('the Circular'). The consolidated financial results for the year ended March 31, 2022 have been prepared on the basis of the audited annual consolidated financial statements as at and for the year ended March 31, 2022, and the relevant requirements of the Regulation and the Circular, which are the responsibility of the Company's management and have been approved by the Board of Directors of the Company. Our responsibility is to express an opinion on this statement, based on our audit of such annual consolidated financial statements which have been prepared in accordance with Accounting Standards specified under Section 133 of the Companies Act 2013 read with relevant rules issued there under and other accounting principles generally accepted in India; our audit of the annual consolidated financial statements as at and for the year ended March 31, 2022; and the relevant requirements of the Regulation and the Circular.
2. We conducted our audit in accordance with the Standards on Auditing specified under Section 143(10) of the Companies Act 2013. Those Standards require that we comply with ethical requirements and plan and perform the audit to obtain reasonable assurance about whether the Statement is free from material misstatement.
3. An audit involves performing procedures to obtain audit evidence about the amounts and the disclosures in the Statement. The procedures selected depend on the auditor's judgment, including the assessment of the risks of material misstatement of the Statement, whether due to fraud or error. In making those risk assessments, the auditor considers internal control relevant to the Parent's preparation and fair presentation of the Statement in order to design audit procedures that are appropriate in the circumstances, but not for the purpose of expressing an opinion on the Parent's internal financial control with reference to the Statement. An audit also includes evaluating the appropriateness of the accounting policies used and the reasonableness of the accounting estimates made by the Management, as well as evaluating the overall presentation of the Statement.
4. In our opinion and to the best of our information and according to the explanations given to us, financial information of associates of the Group, referred to in paragraph 5 below, the Statement:




- a. includes the results of the following entities: (to indicate list of entities included in the consolidation);
- M/s Rajdarshan Industries Limited (Parent Company)
 - M/s Rupal Holdings Private Limited (Associate Company)
- b. is presented in accordance with the requirements of Regulation 33 of the SEBI (Listing Obligations and Disclosure Requirements) Regulations, 2015, as amended; and
- c. gives a true and fair view in conformity with the recognition and measurement principles laid down in the aforesaid Indian Accounting Standards and other accounting principles generally accepted in India of the consolidated total comprehensive income (comprising of net [profit/loss] and other comprehensive income/ loss) and other financial information of the Group for the year ended 31/03/2022.
5. The consolidated financial results also includes the Group's share of net profit after tax of Rs.117521/- and total comprehensive income of Rs.117521/-for the year ended 31st March, 2022, as considered in the consolidated financial results, in respect of associates.

Our opinion on the Statement is not modified in respect of the above matter.

6. The Statement includes the results for the quarter ended 31/03/2022 being the balancing figure between audited figures in respect of the full financial year and the published unaudited year to date figures up to the third quarter of the current financial year which were subject to limited review by us.

For Nyati & Associates
Chartered Accountants



Suresh Nyati
Proprietor

Membership No.070742

Place: Udaipur

Date: 28th May, 2022

UDIN : 22070742AJUISS8562

