



## ARCHIDPLY INDUSTRIES LTD.

Corp. Office : 2/9, 1st Floor, W.H.S. Kirti Nagar, New Delhi-110015 (India)  
Ph : 011 - 45642555, 45530828, 42665112 Email : corporate@archidply.com

May 17, 2023

**The General Manager**  
**Department of Corporate Services**  
**BSE Limited**  
**25<sup>th</sup> Floor, P.J. Towers,**  
**Dalal Street, Fort,**  
**Mumbai – 400001**  
**Scrip Code : 532994**

**The Listing Department**  
**National Stock Exchange of India Ltd.**  
**Exchange Plaza, Plot no. C/1, G Block,**  
**Bandra-Kurla Complex, Bandra (E),**  
**Mumbai - 400 051.**  
**Symbol : ARCHIDPLY**

**Subject: Clarification regarding in our covering letter of outcome of Board Meeting and Financial Year Information.**

Dear Sir/Madam,

We hereby issue this clarification letter to rectify the incorrect information provided in our previous communication regarding the covering letter of outcome of our board meeting, financial year, and board meeting date. We deeply regret the inconvenience caused due to this unintentional error and wish to provide you with the accurate information.

**Board Meeting Date:**

Contrary to our previous communication, the correct date of the board meeting was 17th May 2023. We apologize for the confusion caused by the incorrect date mentioned earlier.

**Financial Year:**

We would like to clarify that the financial year for the Audited Financial results and Auditors Report being referred to in our previous communication should be correctly stated as Financial Year 2022-23. The Standalone and Consolidated Audited Financial Results along with Auditors' Report are for the quarter and year ended March 31, 2023. The incorrect information provided earlier was an oversight on our part, and we take full responsibility for the mistake.

We assure you that we have taken necessary measures to prevent such errors in the future. Our Company values transparency and accuracy in all our communications, and we deeply regret any confusion or inconvenience caused due to this discrepancy.

The corrected revised letter for outcome of board meeting also enclosed for your reference.

Please update your records accordingly to reflect the accurate information mentioned in this clarification letter.

Should you have any further questions or require additional clarification, please do not hesitate to contact us . We appreciate your understanding and cooperation.

Thanking you,

Yours faithfully

For Archidply Industries Limited

**Atul Krishna Pandey**  
**Company Secretary and Compliance Officer**  
**Membership No.: ACS 47815**

**Encl: Revised letter**



## ARCHIDPLY INDUSTRIES LTD.

Corp. Office : 2/9, 1st Floor, W.H.S. Kirti Nagar, New Delhi-110015 (India)  
Ph : 011 - 45642555, 45530828, 42665112 Email : corporate@archidply.com

May 17, 2023

The General Manager  
Department of Corporate Services  
BSE Limited  
25<sup>th</sup> Floor, P.J. Towers,  
Dalal Street, Fort,  
Mumbai – 400001

The Listing Department  
National Stock Exchange of India Ltd.  
Exchange Plaza, Plot no. C/1, G Block,  
Bandra-Kurla Complex, Bandra (E),  
Mumbai - 400 051.  
Symbol : ARCHIDPLY

Scrip Code : 532994

### Sub: Outcome of Board Meeting

Ref: Regulation 30 & 33 of the Security and Exchange Board of India (Listing Obligations and Disclosure Requirements) Regulations, 2015 read with SEBI Circular CIR/CFD/CMD/4/2015 dated September 9, 2015.

The meeting of Board of Directors of Archidply Industries Limited (the “Company”) is held today, i.e. on Wednesday, May 17, 2023 that commenced at 12:45 PM and concluded at 03:45 PM inter alia, considered and approved the following:

1. The Standalone and Consolidated Audited Financial Results along with Audit Report for the quarter and year ended March 31, 2023, which had been duly reviewed and recommended by the Audit Committee.
2. The Report of the Statutory Auditors is with unmodified opinion with respect to Standalone and Consolidated Audited Financial Results of the Company for the quarter and financial year ended March 31, 2023.
3. Approved the appointment of M/s Girdhari Sharma & Company as an Internal Auditor of the company for the Financial Year 2023-24 as recommended by Audit Committee.
4. Approved the appointment of M/s Rajneesh Sharma & Company as Secretarial Auditor of the company for the Financial Year 2023-24 as recommended by Audit Committee.

This is for your kind information, record and appropriate dissemination.

Thanking You!

Yours Faithfully

For Archidply Industries Limited

Atul Krishna Pandey  
Company Secretary and Compliance Officer  
Membership No.: ACS 47815

Encl: as above



# ARCHIDPLY INDUSTRIES LTD.

Corp. Office : 2/9, 1st Floor, W.H.S. Kirti Nagar, New Delhi-110015 (India)

Ph : 011 - 45642555, 45530828, 42665112 Email : corporate@archidply.com

## Annexure – A

Details under Regulation 30 of the SEBI (Listing Obligations and Disclosure Requirements) Regulations, 2015 read along with SEBI Circular CIR/CFD/CMD/4/2015 dated September 9, 2015

<b>Name of the Internal Auditor</b>	M/s Girdhari Sharma & Company.
<b>Reason for change</b>	Appointment of Internal Auditors of the Company
<b>Date of appointment/cessation (as applicable) &amp; term of appointment;</b>	17 May, 2023  For Conducting Internal Audit of the Company for the FY 2023-24.
<b>Brief Profile</b>	M/s Girdhari Sharma & Company firm established on August 13, 1979 consisting two partners, Mr. G.L. Sharma (B.Com(H), A.C.S., L.L.B., F.C.A. DISA) and Mr. N.L. Sharma (B.Com (H), FCA). They have an experience of more 40 years of conducting Statutory and Internal Audit of various corporates, who are engaged in diversified field like Manufacturing of Plywood, Medicines, Production and Distribution of Films (Cinema), Hotels, Construction Companies, Engineering Products, Plastic Products and Petrol pump and also audit of Partnership Firms and Charitable Trust, Audit of Trading Companies and NBFC.
<b>Disclosure of Relationships between Directors</b>	Not Applicable

<b>Name of the Secretarial Auditor</b>	M/s Rajneesh Sharma & Company.
<b>Reason for change</b>	Appointment of Secretarial Auditors of the Company
<b>Date of appointment/cessation (as applicable) &amp; term of appointment;</b>	17 May, 2023  For Conducting Secretarial Audit of the Company for the FY 2023-24.
<b>Brief Profile</b>	M/s Rajneesh Sharma & Company a proprietorship firm lead by Mr. Rajneesh Sharma. He has an experience over 20 years in the field of Audit & Assurance, Secretarial Audit, Corporate Restructuring, Corporate Governance, IPO, Insolvency and Bankruptcy and Business Valuation.
<b>Disclosure of Relationships between Directors</b>	Not Applicable

ARCHIDPLY INDUSTRIES LIMITED

Registered office Plot no. 7, Sector - 9, Integrated Industrial Estate, SIDCUL,

Pant Nagar, Rudrapur, Udham Singh Nagar - 263153, Uttarakhand

website :www.archidply.com email: info@archidply.com

CIN : L85110UR1995 PLC008627

AUDITED STANDALONE FINANCIAL RESULTS FOR THE QUARTER & YEAR ENDED 31.03.2023

(Rs. In Lakhs)

Particulars	3 Months	3 Months	3 Months	Year ended	Year ended
	ended	ended	ended	Year ended	Year ended
	31.03.2023	31.12.2022	31.03.2022	31.03.2023	31.03.2022
	Audited	UnAudited	Audited	Audited	Audited
<b>1. Income</b>					
a. Revenue from operations	11,291.27	10,303.19	9,457.69	41,450.18	30,628.33
b. Other Income	21.07	34.62	38.35	224.69	89.53
<b>Total Income (1)</b>	<b>11,312.34</b>	<b>10,337.81</b>	<b>9,496.04</b>	<b>41,674.87</b>	<b>30,717.87</b>
<b>2. Expenses</b>					
a. Cost of materials consumed	3,510.30	3,605.91	3,988.59	15,029.06	13,548.64
b. Purchases of stock -in -trade	4,028.65	3,087.69	2,185.03	12,690.68	6,707.17
c. Changes in inventories of finished goods, work in progress and stock in trade	388.05	294.15	(110.69)	218.19	(650.48)
d. Employee benefits expense	731.81	709.84	680.90	2,885.11	2,662.17
e. Finance Costs	157.79	172.57	135.07	576.32	467.58
f. Depreciation and amortisation expense	98.68	101.69	102.70	398.50	402.86
g. Other expenses	1,978.78	2,077.04	2,102.96	8,225.87	6,416.45
<b>Total Expenses (2)</b>	<b>10,894.06</b>	<b>10,048.88</b>	<b>9,084.56</b>	<b>40,023.72</b>	<b>29,554.38</b>
<b>3. Profit from before Exceptional items &amp; tax(1-2)</b>	<b>418.29</b>	<b>288.93</b>	<b>411.48</b>	<b>1,651.15</b>	<b>1,163.48</b>
<b>4. Prior Period Income(+)/(-)Expenditure</b>					
<b>5. Profit Before Taxation</b>	<b>418.29</b>	<b>288.93</b>	<b>411.48</b>	<b>1,651.15</b>	<b>1,163.48</b>
<b>6. Tax Expense</b>					
- Current tax	116.00	81.00	120.00	422.00	345.00
- Taxes for earlier year	-	-	(0.12)	-	-
- Deferred tax	40.86	(14.76)	1.12	6.56	(34.85)
<b>7. Profit for the period from continuing operations</b>	<b>261.42</b>	<b>222.69</b>	<b>290.48</b>	<b>1,222.59</b>	<b>853.33</b>
<b>8. Other Comprehensive Income</b>					
A i) Items that will not be reclassified to profit or loss	-	-	-	-	-
Defined benefit plan actuarial gains/(losses)	(100.00)	3.00	0.37	(91.00)	11.62
ii) Income Tax relating to items that will not be reclassified to profit or loss	20.64	0.76	0.09	22.90	(2.92)
B i) Items that will be reclassified to profit or loss	-	-	-	-	-
Diminution in the value of Investment	(0.74)	-	0.74	(0.74)	0.74
ii) Income Tax relating to items that will not be reclassified to profit or loss					
<b>Total</b>	<b>(80.10)</b>	<b>3.76</b>	<b>1.20</b>	<b>(68.84)</b>	<b>9.44</b>
<b>9. Total Comprehensive income for the period (7+8)</b>	<b>181.32</b>	<b>226.45</b>	<b>291.68</b>	<b>1,153.75</b>	<b>862.77</b>
<b>10. Paid up Equity Share Capital( face Value Rs.10/- per share)</b>	<b>1,986.50</b>	<b>1,986.50</b>	<b>1,986.50</b>	<b>1,986.50</b>	<b>1,986.50</b>
<b>11. Earnings Per Share (EPS)</b>					
Basic and diluted EPS *					
b) Basic and diluted EPS after Extraordinary items for the period, for the year to date	1.32	1.12	1.46	6.15	4.30



*Signature*

## Segment wise Revenue, Results and Capital Employed

(Rs. In Lakhs)

Particulars	3 Months ended	3 Months ended	3 Months ended	Year ended	Year ended
	31.03.2023	31.12.2022	31.03.2022	31.03.2023	31.03.2022
	Audited	UnAudited	Audited	Audited	Audited
<b>1. Segment Revenue ( Gross)</b>					
(a) Wood Based	7,485.87	6,532.24	5,332.07	25,720.77	17,139.72
(b) Paper Based	3,788.67	3,751.52	4,101.18	15,647.38	13,428.32
(c) Others	-	-	-	-	-
(d) Unallocated	16.73	19.44	24.44	82.03	60.30
<b>Total</b>	<b>11,291.27</b>	<b>10,303.19</b>	<b>9,457.69</b>	<b>41,450.18</b>	<b>30,628.34</b>
Less: Inter Segment Revenue	-	-	-	-	-
<b>Income From Operations</b>	<b>11,291.27</b>	<b>10,303.19</b>	<b>9,457.69</b>	<b>41,450.18</b>	<b>30,628.34</b>
<b>2. Segment Results (Profit)(+)/ Loss (-) before tax and interest from each segment)</b>					
(a) Wood Based	1,169.42	830.76	1,417.57	3,954.38	4,875.05
(b) Paper Based	935.26	921.60	1,297.87	3,652.92	3,773.30
(c) Others	-	-	-	-	-
(d) Unallocated	-	-	-	-	-
<b>Total</b>	<b>2,104.68</b>	<b>1,752.36</b>	<b>2,715.44</b>	<b>7,607.31</b>	<b>8,648.35</b>
Less: (i) Interest	157.79	172.57	135.07	576.32	467.58
(ii) Other Un-allocable Expenditure net off	1,566.41	1,344.90	2,231.68	5,686.55	7,167.12
(iii) Un-allocable income	37.80	54.05	62.79	306.72	149.83
<b>Total Profit Before Tax</b>	<b>418.29</b>	<b>288.94</b>	<b>411.48</b>	<b>1,651.15</b>	<b>1,163.48</b>
<b>4. Segment Assets</b>					
(a) Wood Based	13,340.77	13,245.98	9,428.59	13,340.77	9,428.59
(b) Paper Based	7,230.75	7,512.31	8,370.23	7,230.75	8,370.23
(c) Others	-	-	-	-	-
(d) Unallocated	2,271.45	2,291.64	2,130.43	2,271.45	2,130.43
<b>Total</b>	<b>22,842.97</b>	<b>23,049.92</b>	<b>19,929.24</b>	<b>22,842.97</b>	<b>19,929.24</b>
<b>5. Segment Liability</b>					
(a) Wood Based	3,805.13	3,780.57	2,985.86	3,805.13	2,985.86
(b) Paper Based	2,314.88	2,458.62	2,339.31	2,314.88	2,339.31
(c) Others	-	-	-	-	-
(d) Unallocated	-	-	-	-	-
<b>Total</b>	<b>6,120.01</b>	<b>6,239.20</b>	<b>5,325.17</b>	<b>6,120.01</b>	<b>5,325.17</b>
<b>6. Capital Employed</b>					
(Segment assets - Segment Liabilities)					
(a) Wood Based	9,535.63	9,465.40	6,442.73	9,535.63	6,442.73
(b) Paper Based	4,915.88	5,053.68	6,030.92	4,915.88	6,030.92
(c) Others	-	-	-	-	-
(d) Unallocated	2,271.45	2,291.64	2,130.43	2,271.45	2,130.43
<b>Total</b>	<b>16,722.96</b>	<b>16,810.72</b>	<b>14,604.08</b>	<b>16,722.96</b>	<b>14,604.08</b>



*Sanjaya*

STANDALONE STATEMENT OF ASSETS AND LIABILITIES (Rs.In.Lakhs)		Year ended	Year ended
PARTICULARS		Audited	Audited
		31.03.2023	31.03.2022
<b>A. ASSETS</b>			
<b>1. NON-CURRENT ASSETS</b>			
(a) Property , plant and Equipment		4,189.83	4,268.46
(b) Capital Work-in Progress		5.70	-
(c) Goodwill		92.69	123.64
(d) Other Intangible Assets		9.38	9.88
(e) Investment Property		-	-
(f) Financial Assets			
i) Investments		2,590.00	77.74
ii) Loans		518.20	8.94
iii) Others		196.45	447.82
(g) Deferred tax Asset		163.25	146.91
(h) Other non current assets		111.16	116.02
<b>Total Non current assets</b>		<b>7,876.65</b>	<b>5,199.43</b>
<b>2. CURRENT ASSETS</b>			
(a) Inventories		5,071.19	5,121.10
(b) Financial Assets			
i. Trade Receivables		9,204.16	8,180.50
ii. Cash and cash equivalent		31.41	404.41
iii. Bank balances other than cash and cash equivalent		48.18	68.61
(c) Current Income Tax Assets(net)		-	-
(d) Other current assets		611.37	955.19
<b>Total Current Assets</b>		<b>14,966.31</b>	<b>14,729.81</b>
<b>TOTAL ASSETS</b>		<b>22,842.97</b>	<b>19,929.24</b>
<b>B.EQUITY &amp; LIABILITIES</b>			
<b>1. EQUITY:</b>			
(a) Equity Share Capital		1,986.50	1,986.50
(b) Other Equity		8,393.82	7,240.08
<b>Total Shareholders Fund</b>		<b>10,380.32</b>	<b>9,226.58</b>
<b>2. NON-CURRENT LIABILITIES</b>			
(a) Financial Liabilities			
i. Borrowings		-	2.82
(b) Provisions		599.20	474.37
(c) Other Non Current Liabilities		159.33	-
<b>Total Non-Current liabilities</b>		<b>758.53</b>	<b>477.19</b>
<b>3. CURRENT LIABILITIES</b>			
(a) Financial Liabilities			
i. Borrowings		6,342.64	5,374.68
ii. Trade Payables			
<b>Total Outstanding dues of Micro and small Enterprises</b>		<b>1,638.15</b>	<b>757.76</b>
<b>Total Outstanding dues of Creditors other than Micro and small Enterprises</b>		<b>2,381.27</b>	<b>2,999.98</b>
iii. Other financial liabilities		491.57	352.19
(b) Short term Provisions		668.85	608.85
(c) Other Current Liabilities		122.89	99.52
(d) Current Income Tax Liabilities(net)		58.72	32.50
<b>Total Current liabilities</b>		<b>11,704.11</b>	<b>10,225.48</b>
<b>TOTAL EQUITY &amp; LIABILITIES</b>		<b>22,842.97</b>	<b>19,929.24</b>
		-	-



*Signature*

### Notes

1. The above audited Financial results have been reviewed by the Audit Committee and approved by the Board of Directors of the Company at its meetings held on 17th May, 2023. And the statutory Auditors of the company have issued an unmodified report on the standalone financial results for the year ended 31st March, 2023
2. This audited Financial Results have been prepared in accordance with the Companies (Indian Accounting Standards) Rules, 2015 (Ind AS) prescribed under Sec 133 of Companies Act, 2013 and other recognised accounting practises and policies to the extent applicable.
3. Figures for the previous periods have been regrouped recasted and reclassified to confirm to the classification of the current period, wherever
4. The figures for the quarter ended March 31, 2023 and March 31, 2022 are the balancing figures between audited figures In respect of the full financial years and the unaudited published year to-date figures upto December 31 for respective years which were subjected to limited review.
5. There are no exceptional / extraordinary items during the Year ended 31, March, 2023
6. During the year ended March 31, 2023, certain assets which were old and have no realisable value having Net book value of Rs. 1,98,962/- were retired and shown as impairment loss in the books.
7. Segment Information as per IND AS 108, 'Operating Segments' is disclosed in Segment Reporting.
8. The Company has not discontinued any of its operations during the period under review

Date: May 17, 2023  
Place: Delhi

For Archidply Industries Ltd.,

  
Rajiv Daga  
Managing Director



ARCHIDPLY INDUSTRIES LIMITED			
Statement Of Cash Flow			
PARTICULARS	Amount in Rs.		Amount in Rs.
	FOR YEAR ENDED 31 MARCH, 2023		FOR YEAR ENDED 31 MARCH, 2022
<b>A. Cash flows arising from operating activities</b>			
Net Profit/(Loss) Before Tax	1,651.15		1,163.48
Add: Depreciation	398.50		402.86
Interest Paid	576.32		467.58
Loss on Sale of FA	4.29		26.01
Less: Other comprehensive (Income)/loss	91.00		(11.62)
	2,539.26		2,071.55
Less: Profit on sale of machinery	-		-
Profit on sale of Investment	0.32		3.36
Depreciation withdrawn Deferred Government grant	169.71		-
Interest Received	7.86		9.45
	2,361.36		2,058.74
<b>Operating profit before working capital changes</b>			
(Increase)/Decrease in Inventory	49.91		(543.26)
(Increase)/Decrease in Debtors	(1,023.66)		(1,204.14)
(Increase)/Decrease in Loans & Advances	221.10		54.74
(Increase)/Decrease in Other current assets	343.82		26.12
Increase/(Decrease) in Trade Payables	261.69		1,172.38
Increase/(Decrease) in Provisions	184.83		(74.16)
Increase/(Decrease) in other current liabilities	162.75		(17.06)
Cash flow from Operations	2,561.82		1,473.37
Payment of Income Tax	395.77		329.48
<b>Net Cash Flow from Operating Activities</b>		2,166.05	1,143.89
<b>B. Cash flows arising from Investment activities</b>			
Inflows:			
FD matured	55.56		30.61
Sale of Fixed Assest	4.03		73.29
Sale of Investment	903.32		18.44
Loans repaid	-		-
Interest Received	7.86		9.45
Outflows:			
Investment in Fixed Assets	296.73		129.51
Change in WIP	5.70		(11.69)
Loans given	509.25		8.94
FD Made with bank	-		26.03
Purchase of Investment	3,416.00		77.00
		(3,256.91)	(97.99)
<b>C. Cash flows arising from finance activities</b>			
Inflows:			
Proceeds from Secured Loan	814.32		-
Proceeds from Unsecured Loan	709.51		-
Subsidy Received	329.05		-
Outflows:			
Repayment of Secured Loan	69.19		1,040.92
Repayment of unsecured Loan	489.51		-
Interest paid	576.32	717.86	467.58
			(1,508.49)
<b>Cash flow from all activities-(A+B+C)</b>		(373.00)	(462.59)
Add: Cash & cash equivalents at beginning of the year		404.41	867.00
Cash & cash equivalents at year end of the year		31.41	404.41



*Boilegn*

9. Additional information pursuant to regulation 52(4) and Regulation 54(2) of Securities and Exchange Board of India (Listing Obligations and Disclosure Requirements) Regulations, 2015, as amended for the quarter and year ended 31 st March, 2022  
(Standalone)

Serial no.	Particulars	Quarter Ended			Year ended	
		31.03.2023	31.12.2022	31.03.2022	31.03.2023	31.03.2022
		Audited	UnAudited	Audited	Audited	Audited
a)	Debt Service Coverage Ratio	3.65	2.66	1.34	3.45	1.41
b)	Interest service Coverage Ratio	3.65	2.67	4.05	3.86	3.49
c)	Debt Equity Ratio	0.61	0.65	0.58	0.61	0.58
d)	Current Ratio	1.28	1.22	1.44	1.28	1.44
e)	Bad Debts to Accounts Receivable Ratio	0.01	0.00	0.00	0.01	0.01
f)	Current Liability Ratio	0.94	0.95	0.96	0.94	0.96
g)	Total Debts to Total Assets	0.28	0.29	0.27	0.28	0.27
h)	Debtors Turnover Ratio	1.27	1.20	1.21	4.77	4.04
i)	Inventory Turnover Ratio	2.81	2.25	2.24	10.24	7.92
j)	Operating Margin(%)	4.92%	4.14%	5.37%	4.83%	5.03%
k)	Net Profit Margin(%)	2.32%	2.16%	3.07%	2.95%	2.79%
l)	Return on Equity Ratio	0.01	0.01	0.01	0.12	0.10
m)	Return on Capital Employed	0.03	0.03	0.04	0.13	0.11



*Soilega*

Formulae for Computation of Ratios are as follows:-

Serial no.	Particulars	Numerator	Denominator
a)	Debt Service Coverage Ratio	Earnings before Interest, Tax and Exceptional Items	Interest Expense + Principal Repayments made during the period for long term loans
b)	Interest service Coverage Ratio	Earnings before Interest, Tax and Exceptional Items	Interest Expense
c)	Debt Equity Ratio	Total Debt	Total Equity
d)	Current Ratio	Current Assets	Current Liabilities
e)	Long Term Debt to Working Capital	Non-Current Borrowings (Including Current Maturities of Non-Current Borrowings)	Current Assets Less Current Liabilities (Excluding Current Maturities of Non-Current Borrowings)
f)	Bad Debts to Accounts Receivable Ratio	Bad Debts	Average Trade Receivables
g)	Current Liability Ratio	Total Current Liabilities	Total Liabilities
h)	Total Debts to Total Assets	Total Debt	Total Assets
i)	Debtors Turnover Ratio	Value of Sales & Services	Average Trade Receivables
j)	Inventory Turnover Ratio	Cost of Goods Sold (Cost of Material Consumed+ Purchases + Changes in Inventory + Manufacturing Expenses)	Average Inventories of Finished Goods, Stock-in-Process and Stock-in-Trade
k)	Operating Margin(%)	Earnings before Interest, Tax and Exceptional Items less Other Income	Value of Sales & Services
l)	Net Profit Margin(%)	Profit After Tax (after exceptional items)	Value of Sales & Services
m)	Return on Equity Ratio	Profit After Tax	Average Shareholder's Equity
n)	Return on Capital Employed	Earnings before Interest, Tax and Exceptional Items	Capital Employed



*Haylega*

**Independent Auditor's Report On Quarterly Standalone Financial Results and Year to Date Results of the Company Pursuant to the Regulation 33 and 52 of the SEBI (Listing Obligations and Disclosure Requirements) Regulations, 2015, as amended**

To,  
Board of Directors of  
Archidply Industries Limited

**Opinion**

1. We have audited the accompanying standalone financial results of Archidply Industries Limited for the quarter ended 31st March, 2023 and the year to date results for the period 1st April, 2022 to 31st March, 2023 and the Statement of Assets and Liabilities and the statement of Cash Flows as at and for the year ended on that date, attached herewith, being submitted by the company pursuant to the requirement of Regulation 33 and 52 of the SEBI (Listing Obligations and Disclosure Requirements) Regulations, 2015. read with SEBI circular No. CIR/CFD/FAC/62/2016 dated 5th July, 2016.
2. In our opinion and to the best of our information and according to the explanations given to us these quarterly financial results as well as the year to date results:

(i) are presented in accordance with the requirements of Regulation 33 and 52 of the SEBI (Listing Obligations and Disclosure Requirements) Regulations, 2015 in this regard; and

(ii) give a true and fair view in conformity with the recognition and measurement principles laid down in the applicable Indian Accounting Standards prescribed under Section 133 of the Companies Act, 2013 (the "Act") and other accounting principles generally accepted in India, of net profit and other comprehensive loss and other financial information of the Company for the year ended March 31, 2023 and the Statement of assets and liabilities and the Statement of cash flows as at and for the year ended on that date.

**Basis of Opinion**

3. We conducted our audit in accordance with the Standards on Auditing (SAs) specified under section 143(10) of the Companies Act, 2013. Our responsibilities under those Standards are further described in the Auditor's Responsibilities for the Audit of the Financial Statements section of our report. We are independent of the Company in accordance with the Code of Ethics issued by the Institute of Chartered Accountants of India together with the ethical requirements that are relevant to our audit of the financial statements under the provisions of the Companies Act, 2013 and the Rules there under, and we have fulfilled our other ethical responsibilities in accordance with these requirements and the Code of Ethics. We believe that





the audit evidence we have obtained is sufficient and appropriate to provide a basis for our opinion.

#### **Responsibility of Management for the Financial Statements**

4. The Company's Board of Directors is responsible for the matters stated in section 134(5) of the Companies Act, 2013 ("the Act") with respect to the preparation of these standalone financial statements that give a true and fair view of the financial position, financial performance, of the Company in accordance with the accounting principles generally accepted in India, including the accounting Standards specified under section 133 of the Act. This responsibility also includes maintenance of adequate accounting records in accordance with the provisions of the Act for safeguarding of the assets of the Company and for preventing and detecting frauds and other irregularities; selection and application of appropriate implementation and maintenance of accounting policies; making judgments and estimates that are reasonable and prudent; and design, implementation and maintenance of adequate internal financial controls, that were operating effectively for ensuring the accuracy and completeness of the accounting records, relevant to the preparation and presentation of the financial statement that give a true and fair view and are free from material misstatement, whether due to fraud or error, which have been used for the purpose of preparation of the Financial results by the Directors of the Company, as aforesaid.
5. In preparing the financial statements, management is responsible for assessing the Company's ability to continue as a going concern, disclosing, as applicable, matters related to going concern and using the going concern basis of accounting unless management either intends to liquidate the Company or to cease operations, or has no realistic alternative but to do so.
6. The Board of Directors are also responsible for overseeing the company's financial reporting process.


#### **Auditor's Responsibility for the Audit of the Financial Statements**

7. Our objectives are to obtain reasonable assurance about whether the financial statements as a whole are free from material misstatement, whether due to fraud or error, and to issue an auditor's report that includes our opinion. Reasonable assurance is a high level of assurance, but is not a guarantee that an audit conducted in accordance with SAs will always detect a material misstatement when it exists. Misstatements can arise from fraud or error and are considered material if, individually or in the aggregate, they could reasonably be expected to influence the economic decisions of users taken on the basis of these financial statements.
8. As part of an audit in accordance with SAs, we exercise professional judgment and maintain professional scepticism throughout the audit. We also:
  - Identify and assess the risks of material misstatement of the standalone financial statements, whether due to fraud or error, design and perform audit procedures responsive to those risks, and obtain audit evidence that is sufficient and appropriate to provide a basis for our opinion. The risk of not detecting a material misstatement resulting from fraud is higher than for one resulting from error, as fraud may involve



collusion, forgery, intentional omissions, misrepresentations, or the override of internal control.


- Obtain an understanding of internal control relevant to the audit in order to design audit procedures that are appropriate in the circumstances. Under Section 143(3) (i) of the Act, we are also responsible for expressing our opinion on whether the company has adequate internal financial controls with reference to financial statements in place and the operating effectiveness of such controls.
  - Evaluate the appropriateness of accounting policies used and the reasonableness of accounting estimates and related disclosures made by management.
  - Conclude on the appropriateness of management's use of the going concern basis of accounting and, based on the audit evidence obtained, whether a material uncertainty exists related to events or conditions that may cast significant doubt on the Company's ability to continue as a going concern. If we conclude that a material uncertainty exists, we are required to draw attention in our auditor's report to the related disclosures in the standalone financial statements or, if such disclosures are inadequate, to modify our opinion. Our conclusions are based on the audit evidence obtained up to the date of our auditor's report. However, future events or conditions may cause the Company to cease to continue as a going concern.
  - Evaluate the overall presentation, structure and content of the standalone financial statements, including the disclosures, and whether the standalone financial statements represent the underlying transactions and events in a manner that achieves fair presentation.
9. Materiality is the magnitude of misstatements in the standalone financial statements that, individually or in aggregate, makes it probable that the economic decisions of a reasonably knowledgeable user of the standalone financial statements may be influenced. We consider quantitative materiality and qualitative factors in (i) planning the scope of our audit work and in evaluating the results of our work; and (ii) to evaluate the effect of any identified misstatements in the standalone financial statements.
10. We communicate with those charged with governance regarding, among other matters, the planned scope and timing of the audit and significant audit findings, including any significant deficiencies in internal control that we identify during our audit.
11. We also provide those charged with governance with a statement that we have complied with relevant ethical requirements regarding independence, and to communicate with them all relationships and other matters that may reasonably be thought to bear on our independence, and where applicable, related safeguards.



**Other Matters**

12. The figures for the quarter ended March 31, 2023 and the corresponding quarter ended in the previous year as reported in the Statement are the balancing figures between audited figures in respect of the full financial year and the published year to date figures upto the end of the third quarter of the current and previous financial year respectively. Also, the figures up to the end of the third quarter had only been reviewed and not subjected to audit, as required under the Listing Regulations. Our opinion on the Statement is not modified in respect of this matter.
13. The annual financial results dealt with by this report have been prepared for the express purpose of filing with stock exchanges. These results are based on and should be read with the audited standalone financial statements of the Company for the year ended March 31, 2023 on which we issued an unmodified audit opinion vide our report dated May 17, 2023.

**For GRV & PK**  
**Chartered Accountants**  
**FRN: 008099S**



**(Kamal Kishore)**  
**Partner**  
**(Membership No. 205819)**  
**UDIN: 23205819 B9xZUA 8438**

**Place: Delhi**  
**Date: 17.05.2023**

ARCHIDPLY INDUSTRIES LIMITED

Registered office Plot no. 7, Sector - 9, Integrated Industrial Estate, SIDCUL,

Pant Nagar, Rudrapur, Udham Singh Nagar - 263153, Uttarakhand

website :www.archidply.com email: info@archidply.com

CIN : L85110UR1995 PLC008627

AUDITED CONSOLIDATED FINANCIAL RESULTS FOR THE QUARTER & YEAR ENDED 31.03.2023

(Rs. In Lakhs)

Particulars	3 Months ended	3 Months ended	3 Months ended	Year ended	Year ended
	31.03.2023	31.12.2022	31.03.2022	31.03.2023	31.03.2022
	Audited	UnAudited	Audited	Audited	Audited
<b>1. Income</b>					
a. Revenue from operations	11,409.39	10,599.42	9,457.69	42,174.92	30,628.33
b. Other Income	28.69	35.16	38.35	232.85	89.53
<b>Total Income (1)</b>	<b>11,438.07</b>	<b>10,634.58</b>	<b>9,496.04</b>	<b>42,407.77</b>	<b>30,717.87</b>
<b>2. Expenditure</b>					
a. cost of materials consumed	3,510.30	3,605.91	3,988.59	15,029.06	13,548.64
b. Purchases of stock -in -trade	4,064.82	3,358.24	2,185.03	13,349.82	6,707.17
c. Changes in inventories of finished goods, work in progress and stock in trade	466.49	290.18	(110.69)	218.19	(650.48)
d. Employee benefits expense	737.25	714.61	680.90	2,912.55	2,662.17
e. Finance Costs	157.79	172.57	135.07	576.32	467.58
f. Depreciation and amortisation expense	100.21	102.47	102.70	400.96	402.86
g. Other expenditure	1,990.30	2,090.23	2,104.75	8,266.18	6,418.24
<b>Total Expenditure (2)</b>	<b>11,027.15</b>	<b>10,334.20</b>	<b>9,086.35</b>	<b>40,753.08</b>	<b>29,556.17</b>
<b>3. Profit from before Exceptional items &amp; tax(1-2)</b>	<b>410.92</b>	<b>300.38</b>	<b>409.69</b>	<b>1,654.69</b>	<b>1,161.69</b>
4. Prior Period Income(+)/(-)Expenditure					
<b>5. Profit Before Taxation</b>	<b>410.92</b>	<b>300.38</b>	<b>409.69</b>	<b>1,654.69</b>	<b>1,161.69</b>
<b>6. Tax Expense</b>					
- Current tax	114.00	84.00	120.00	423.00	345.00
- Taxes for earlier year	-	-	(0.12)	-	-
- Deferred tax	40.91	(14.84)	1.12	6.56	(34.85)
<b>7. Profit for the period from continuing operations</b>	<b>256.01</b>	<b>231.22</b>	<b>288.69</b>	<b>1,225.13</b>	<b>851.54</b>
<b>8. Other Comprehensive Income</b>					
A i) Items that will not be reclassified to profit or loss	-	-	-	-	-
Defined benefit plan actuarial gains/(losses)	(100.00)	3.00	0.37	(91.00)	11.62
ii) Income Tax relating to items that will not be reclassified to profit or loss	20.64	0.76	0.09	22.90	(2.92)
B i) Items that will be reclassified to profit or loss	-	-	-	-	-
Diminution in the value of Investment	(0.74)	-	0.74	(0.74)	0.74
ii) Income Tax relating to items that will not be reclassified to profit or loss					
<b>Total</b>	<b>(80.10)</b>	<b>3.76</b>	<b>1.20</b>	<b>(68.84)</b>	<b>9.44</b>
<b>9. Total Comprehensive income for the period (7+8)</b>	<b>175.91</b>	<b>234.98</b>	<b>289.89</b>	<b>1,156.29</b>	<b>860.98</b>
<b>10. Paid up Equity Share Capital( face Value Rs.10/- per share)</b>	<b>1,986.50</b>	<b>1,986.50</b>	<b>1,986.50</b>	<b>1,986.50</b>	<b>1,986.50</b>
<b>11. Earnings Per Share (EPS)</b>					
Basic and diluted EPS *					
b) Basic and diluted EPS after Extraordinary items for the period, for the year to date	1.29	1.16	1.45	6.17	4.29



*Signature*

## Segment wise Revenue, Results and Capital Employed

(Rs. In Lakhs)

Particulars	3 Months ended	3 Months ended	3 Months ended	Year ended	Year ended
	31.03.2023	31.12.2022	31.03.2022	31.03.2023	31.03.2022
	Audited	UnAudited	Audited	Audited	Audited
<b>1. Segment Revenue ( Gross)</b>					
(a) Wood Based	7,603.98	6,828.46	5,332.07	26,445.51	17,139.72
(b) Paper Based	3,788.67	3,751.52	4,101.18	15,647.38	13,428.32
(c) Others	-	-	-	-	-
(d) Unallocated	16.73	19.44	24.44	82.03	60.30
<b>Total</b>	<b>11,409.39</b>	<b>10,599.42</b>	<b>9,457.69</b>	<b>42,174.92</b>	<b>30,628.34</b>
<b>Less: Inter Segment Revenue</b>	<b>-</b>	<b>-</b>	<b>-</b>	<b>-</b>	<b>-</b>
<b>Income From Operations</b>	<b>11,409.39</b>	<b>10,599.42</b>	<b>9,457.69</b>	<b>42,174.92</b>	<b>30,628.34</b>
<b>2. Segment Results (Profit)(+)/ Loss (-) before tax and interest from each segment)</b>					
(a) Wood Based	1,155.16	841.65	1,417.57	3,950.48	4,875.05
(b) Paper Based	935.26	921.60	1,297.87	3,652.92	3,773.30
(c) Others	-	-	-	-	-
(d) Unallocated	-	-	-	-	-
<b>Total</b>	<b>2,090.42</b>	<b>1,763.25</b>	<b>2,715.44</b>	<b>7,603.40</b>	<b>8,648.35</b>
<b>Less: (i) Interest</b>	<b>157.79</b>	<b>172.57</b>	<b>135.07</b>	<b>576.32</b>	<b>467.58</b>
(ii) Other Un-allocable Expenditure net off	1,567.12	1,344.90	2,233.47	5,687.26	7,168.90
(iii) Un-allocable income	45.42	54.60	62.79	314.88	149.83
<b>Total Profit Before Tax</b>	<b>410.92</b>	<b>300.38</b>	<b>409.69</b>	<b>1,654.69</b>	<b>1,161.70</b>
<b>4. Segment Assets</b>					
(a) Wood Based	15,410.23	15,373.92	9,419.26	15,410.23	9,419.26
(b) Paper Based	7,131.61	7,512.31	8,377.76	7,131.61	8,377.76
(c) Others	-	-	-	-	-
(d) Unallocated	2,266.08	2,291.64	2,130.43	2,266.08	2,130.43
<b>Total</b>	<b>24,807.92</b>	<b>25,177.87</b>	<b>19,927.45</b>	<b>24,807.92</b>	<b>19,927.45</b>
<b>5. Segment Liability</b>					
(a) Wood Based	3,877.28	3,988.90	2,985.86	3,877.28	2,985.86
(b) Paper Based	2,294.12	2,458.62	2,339.31	2,294.12	2,339.31
(c) Others	-	-	-	-	-
(d) Unallocated	-	-	-	-	-
<b>Total</b>	<b>6,171.40</b>	<b>6,447.52</b>	<b>5,325.17</b>	<b>6,171.40</b>	<b>5,325.17</b>
<b>6. Capital Employed</b>					
(Segment assets - Segment Liabilities)					
(a) Wood Based	11,532.95	11,385.03	6,433.40	11,532.95	6,433.40
(b) Paper Based	4,837.49	5,053.68	6,038.45	4,837.49	6,038.45
(c) Others	-	-	-	-	-
(d) Unallocated	2,266.08	2,291.64	2,130.43	2,266.08	2,130.43
<b>Total</b>	<b>18,636.52</b>	<b>18,730.35</b>	<b>14,602.29</b>	<b>18,636.52</b>	<b>14,602.29</b>



*hilega*

CONSOLIDATED STATEMENT OF ASSETS AND LIABILITIES (Rs.In.Lakhs)		Year ended	Year ended
PARTICULARS		Audited	Audited
		31.03.2023	31.03.2022
<b>A. ASSETS</b>			
<b>1. NON-CURRENT ASSETS</b>			
(a) Property , plant and Equipment		6,302.20	4,268.46
(b) Capital Work-in Progress		1,166.50	-
(c) Goodwill		92.69	123.64
(d) Other Intangible Assets		9.50	9.88
(e) Investment Property		-	-
(f) Financial Assets			
i) Investments		-	67.74
ii) Loans		-	-
iii) Others		203.03	447.82
(g) Deferred tax Asset		163.25	146.91
(h) Other non current assets		1,495.49	123.18
<b>Total Non current assets</b>		<b>9,432.66</b>	<b>5,187.64</b>
<b>2. CURRENT ASSETS</b>			
(a) Inventories		5,071.19	5,121.10
(b) Financial Assets			
i. Trade Receivables		9,204.16	8,180.50
ii. Cash and cash equivalent		245.59	414.41
iii. Bank balances other than cash and cash equivalent		149.03	68.61
(c) Current Income Tax Assets(net)		-	-
(d) Other current assets		705.30	955.19
<b>Total Current Assets</b>		<b>15,375.26</b>	<b>14,739.81</b>
<b>TOTAL ASSETS</b>		<b>24,807.92</b>	<b>19,927.45</b>
<b>B. EQUITY &amp; LIABILITIES</b>			
<b>1. EQUITY:</b>			
(a) Equity Share Capital		1,986.50	1,986.50
(b) Other Equity		8,394.57	7,238.29
<b>Total Shareholders Fund</b>		<b>10,381.07</b>	<b>9,224.79</b>
<b>2. NON-CURRENT LIABILITIES</b>			
(a) Financial Liabilities			
i. Borrowings		-	2.82
(b) Provisions		599.20	474.37
(c) Other Non Current Liabilities		159.33	-
<b>Total Non-Current liabilities</b>		<b>758.53</b>	<b>477.19</b>
<b>3. CURRENT LIABILITIES</b>			
(a) Financial Liabilities			
i. Borrowings		8,255.44	5,374.68
ii. Trade Payables			
Total Outstanding dues of Micro and small Enterprises		1,638.15	757.76
Total Outstanding dues of Creditors other than Micro and small Enterprises		2,381.27	2,999.98
iii. Other financial liabilities		520.34	352.19
(b) Short term Provisions		682.10	608.85
(c) Other Current Liabilities		132.89	99.52
(d) Current Income Tax Liabilities(net)		58.11	32.50
<b>Total Current liabilities</b>		<b>13,668.31</b>	<b>10,225.48</b>
<b>TOTAL EQUITY &amp; LIABILITIES</b>		<b>24,807.92</b>	<b>19,927.45</b>
		-	-



*Signature*

9. Additional information pursuant to regulation 52(4) and Regulation 54(2) of Securities and Exchange Board of India (Listing Obligations and Disclosure Requirements) Regulations, 2015, as amended for the quarter and year ended 31 st March, 2022 (Consolidated)

Serial no.	Particulars	Quarter Ended			Year ended	
		31.03.2023	31.12.2022	31.03.2022	31.03.2023	31.03.2022
		Audited	UnAudited	Audited	Audited	Audited
a)	Debt Service Coverage Ratio	3.60	2.73	1.34	3.46	1.41
b)	Interest service Coverage Ratio	3.60	2.74	4.03	3.87	3.48
c)	Debt Equity Ratio	0.80	0.65	0.58	0.80	0.58
d)	Current Ratio	1.12	1.22	1.44	1.12	1.44
e)	Bad Debts to Accounts Receivable Ratio	0.01	0.00	0.00	0.01	0.01
f)	Current Liability Ratio	0.95	0.95	0.96	0.95	0.96
g)	Total Debts to Total Assets	0.33	0.29	0.27	0.33	0.27
h)	Debtors Turnover Ratio	1.28	1.22	1.21	4.85	4.04
i)	Inventory Turnover Ratio	2.84	2.30	2.24	10.46	7.92
j)	Operating Margin(%)	4.73%	4.13%	5.35%	4.74%	5.03%
k)	Net Profit Margin(%)	2.24%	2.18%	3.05%	2.90%	2.78%
l)	Return on Equity Ratio	0.01	0.01	0.01	0.12	0.10
m)	Return on Capital Employed	0.03	0.03	0.04	0.12	0.11



*Signature*

Formulae for Computation of Ratios are as follows:-

Serial no.	Particulars	Numerator	Denominator
a)	Debt Service Coverage Ratio	Earnings before Interest, Tax and Exceptional Items	Interest Expense + Principal Repayments made during the period for long term loans
b)	Interest service Coverage Ratio	Earnings before Interest, Tax and Exceptional Items	Interest Expense
c)	Debt Equity Ratio	Total Debt	Total Equity
d)	Current Ratio	Current Assets	Current Liabilities
e)	Bad Debts to Accounts Receivable Ratio	Bad Debts	Average Trade Receivables
f)	Current Liability Ratio	Total Current Liabilities	Total Liabilities
g)	Total Debts to Total Assets	Total Debt	Total Assets
h)	Debtors Turnover Ratio	Value of Sales & Services	Average Trade Receivables
i)	Inventory Turnover Ratio	Cost of Goods Sold (Cost of Material Consumed+ Purchases + Changes in Inventory + Manufacturing Expenses)	Average Inventories of Finished Goods, Stock-in-Process and Stock-in-Trade
j)	Operating Margin(%)	Earnings before Interest, Tax and Exceptional Items less Other Income	Value of Sales & Services
k)	Net Profit Margin(%)	Profit After Tax (after exceptional items)	Value of Sales & Services
l)	Return on Equity Ratio	Profit After Tax	Average Shareholder's Equity
m)	Return on Capital Employed	Earnings before Interest, Tax and Exceptional Items	Capital Employed




*Signature*

**Notes**

1. The above audited Consolidated Financial results have been reviewed by the Audit Committee and approved by the Board of Directors of the Company at its meetings held on 17th May, 2023. And the statutory Auditors of the company have issued an unmodified report on the Consolidated financial results for the year ended 31st March, 2023
2. This audited Consolidated Financial Results have been prepared in accordance with the Companies (Indian Accounting Standards) Rules, 2015 (Ind AS) prescribed under Sec 133 of Companies Act, 2013 and other recognised accounting practises and policies to the extent applicable.
3. Figures for the previous periods have been regrouped recasted and reclassified to confirm to the classification of the current period, wherever
4. The figures for the quarter ended March 31, 2023 and March 31, 2022 are the balancing figures between audited figures In respect of the full financial years and the unaudited published year to-date figures upto December 31 for respective years which were subjected to limited review.
5. There are no exceptional / extraordinary items during the Year ended 31, March, 2023
6. During the year ended March 31, 2023, certain assets which were old and have no realisable value having Net book value of Rs. 1,98,962/- were retired and shown as impairment loss in the books.
7. Segment Information as per IND AS 108, 'Operating Segments' is disclosed in Segment Reporting.
8. The Company has not discontinued any of its operations during the period under review.

Date: May 17, 2023  
Place: Delhi

For Archidply Industries Ltd.,

  
Rajiv Daga  
Managing Director





**Independent Auditor's Report On Audit of Quarterly Consolidated financial result and Year to Date Consolidated Results of the Company Pursuant to the Regulation 33 and 52 of the SEBI (Listing Obligations and Disclosure Requirements) Regulations, 2015, as amended**

To,  
Board of Directors of  
**Archidply Industries Limited**

**Opinion**

1. We have audited the accompanying Statement of Consolidated financial results of Archidply Industries Limited ("the Parent"), and its Subsidiary (the Parent company and its subsidiary together referred to as "the group") ,and its share of the net profit after tax and total comprehensive income/loss for the quarter ended 31st March ,2023 and the year to date results for the period 1st April ,2022 to 31st March, 2023 and the Statement of Assets and Liabilities and the statement of Cash Flows as at and for the year ended on that date, attached herewith, being submitted by the Parent pursuant to the requirement of Regulation 33 and 52 of the SEBI (Listing Obligations and Disclosure Requirements) Regulations, 2015. read with SEBI circular No. CIR/CFD/FAC/62/2016 dated 5th July, 2016.
2. In our opinion and to the best of our information and according to the explanations given to us these quarterly Consolidated financial results as well as the year to date results:
  - (i) Includes the result of the following entities:
    - a) 100% subsidiary company  
Archidpanel Industries Private Limited
  - (ii) are presented in accordance with the requirements of Regulation 33 and 52 of the SEBI (Listing Obligations and Disclosure Requirements) Regulations, 2015 in this regard; and
  - (iii) give a true and fair view in conformity with the recognition and measurement principles laid down in the applicable Indian Accounting Standards prescribed under Section 133 of the Companies Act, 2013 (the "Act") and other accounting principles generally accepted in India, of consolidated net profit and other comprehensive loss and other financial information of the Group for the year ended March 31, 2023 and the Statement of assets and liabilities and the Statement of cash flows as at and for the year ended on that date.



### **Basis of Opinion**

3. We conducted our audit in accordance with the Standards on Auditing (SAs) specified under section 143(10) of the Companies Act, 2013. Our responsibilities under those Standards are further described in the Auditor's Responsibilities for the Audit of the Consolidated Financial Statements section of our report. We are independent of the Group in accordance with the Code of Ethics issued by the Institute of Chartered Accountants of India together with the ethical requirements that are relevant to our audit of the financial statements under the provisions of the Companies Act, 2013 and the Rules there under, and we have fulfilled our other ethical responsibilities in accordance with these requirements and the Code of Ethics. We believe that the audit evidence we have obtained is sufficient and appropriate to provide a basis for our opinion.

### **Responsibility of Management for the Consolidated Financial Statements**

4. The Holding Company's Board of Directors is responsible for the matters stated in section 134(5) of the Companies Act, 2013 ("the Act") with respect to the preparation of these Consolidated financial statements that give a true and fair view of the financial position, financial performance, of the Group in accordance with the accounting principles generally accepted in India, including the accounting Standards specified under section 133 of the Act. This responsibility also includes maintenance of adequate accounting records in accordance with the provisions of the Act for safeguarding of the assets of the Group and for preventing and detecting frauds and other irregularities; selection and application of appropriate implementation and maintenance of accounting policies; making judgments and estimates that are reasonable and prudent; and design, implementation and maintenance of adequate internal financial controls, that were operating effectively for ensuring the accuracy and completeness of the accounting records, relevant to the preparation and presentation of the consolidated financial statement that give a true and fair view and are free from material misstatement, whether due to fraud or error, which have been used for the purpose of preparation of the Consolidated financial results by the Directors of the Holding Company, as aforesaid.
5. In preparing the statements, the respective management of the company in the group are responsible for assessing the Group ability to continue as a going concern, disclosing, as applicable, matters related to going concern and using the going concern basis of accounting unless management either intends to liquidate the Group or to cease operations, or has no realistic alternative but to do so.
6. The respective Board of Directors of the Companies included in the group are also responsible for overseeing the group financial reporting process.





### **Auditor's Responsibility for the Audit of the Consolidated Financial Statements**

7. Our objectives are to obtain reasonable assurance about whether the consolidated financial statements as a whole are free from material misstatement, whether due to fraud or error, and to issue an auditor's report that includes our opinion. Reasonable assurance is a high level of assurance, but is not a guarantee that an audit conducted in accordance with SAs will always detect a material misstatement when it exists. Misstatements can arise from fraud or error and are considered material if, individually or in the aggregate, they could reasonably be expected to influence the economic decisions of users taken on the basis of these consolidated financial statements.
8. As part of an audit in accordance with SAs, we exercise professional judgment and maintain professional scepticism throughout the audit. We also:
- Identify and assess the risks of material misstatement of the Consolidated financial statements, whether due to fraud or error, design and perform audit procedures responsive to those risks, and obtain audit evidence that is sufficient and appropriate to provide a basis for our opinion. The risk of not detecting a material misstatement resulting from fraud is higher than for one resulting from error, as fraud may involve collusion, forgery, intentional omissions, misrepresentations, or the override of internal control.
  - Obtain an understanding of internal control relevant to the audit in order to design audit procedures that are appropriate in the circumstances. Under Section 143(3) (i) of the Act, we are also responsible for expressing our opinion on whether the company has adequate internal financial controls with reference to financial statements in place and the operating effectiveness of such controls.
  - Evaluate the appropriateness of accounting policies used and the reasonableness of accounting estimates and related disclosures made by management.
  - Evaluate the appropriateness and reasonableness of disclosures made by the Board of Directors in terms of the requirements specified under Regulations 33 and 52 of the Listing Regulations.
  - Conclude on the appropriateness of management's use of the going concern basis of accounting and, based on the audit evidence obtained, whether a material uncertainty exists related to events or conditions that may cast significant doubt on the Group ability to continue as a going concern. If we conclude that a material uncertainty exists, we are required to draw attention in our auditor's report to



the related disclosures in the Consolidated financial statements or, if such disclosures are inadequate, to modify our opinion. Our conclusions are based on the audit evidence obtained up to the date of our auditor's report. However, future events or conditions may cause the Group to cease to continue as a going concern.

- Evaluate the overall presentation, structure and content of the Consolidated financial statements, including the disclosures, and whether the Consolidated financial statements represent the underlying transactions and events in a manner that achieves fair presentation.
9. Materiality is the magnitude of misstatements in the consolidated financial statements that, individually or in aggregate, makes it probable that the economic decisions of a reasonably knowledgeable user of the consolidated financial statements may be influenced. We consider quantitative materiality and qualitative factors in (i) planning the scope of our audit work and in evaluating the results of our work; and (ii) to evaluate the effect of any identified misstatements in the consolidated financial statements.
10. We communicate with those charged with governance regarding, among other matters, the planned scope and timing of the audit and significant audit findings, including any significant deficiencies in internal control that we identify during our audit.
11. We also provide those charged with governance with a statement that we have complied with relevant ethical requirements regarding independence, and to communicate with them all relationships and other matters that may reasonably be thought to bear on our independence, and where applicable, related safeguards.
12. We also performed procedures in accordance with the Circular No. CIR/CFD/CMDI/44/2019 dated 29th March, 2019 issued by the SEBI under Regulation 33(8) of the Listing Regulations to the extent applicable.

**Other Matters**





13. The figures for the quarter ended March 31, 2023 as reported in the Statement are the balancing figures between audited figures in respect of the full financial year and the published year to date figures upto the end of the third quarter of the current financial year. Also, the figures up to the end of the third quarter had only been reviewed and not subjected to audit as required under the Listing Regulations. Our opinion on the Statement is not modified in respect of this matter.
14. The annual consolidated financial results dealt with by this report have been prepared for the express purpose of filing with stock exchanges. These results are based on and should be read with the audited Consolidated financial statements of the Company for the year ended March 31, 2023 on which we issued an unmodified audit opinion vide our report dated May 17, 2023.

For GRV & PK  
Chartered Accountants  
FRN: 008099S



(Kamal Kishore)  
Partner  
(Membership No. 205819)  
UDIN: 23205819 BqXZUR 4106

Place: Delhi  
Date: 17.05.2023



## ARCHIDPLY INDUSTRIES LTD.

Corp. Office : 2/9, 1st Floor, W.H.S. Kirti Nagar, New Delhi-110015 (India)  
Ph : 011 - 45642555, 45530828, 42665112 Email : corporate@archidply.com

May 17, 2023

The General Manager  
Department of Corporate Services  
BSE Limited  
25<sup>th</sup> Floor, P.J. Towers,  
Dalal Street, Fort,  
Mumbai – 400001  
Scrip Code : 532994

The Listing Department  
National Stock Exchange of India Ltd.  
Exchange Plaza, Plot no. C/1, G Block,  
Bandra-Kurla Complex, Bandra (E),  
Mumbai - 400 051.  
Symbol : ARCHIDPLY


### DECLARATION


Pursuant to Regulation 33(3) (d) of the SEBI (Listing Obligation and Disclosure Requirements) Regulations, 2015, as amended, we do hereby confirm that Statutory Auditor of the Company M/s G R V & P K, Chartered Accountants have issued an Audit Report with unmodified opinion(s) on the Standalone and Consolidated audited financial results of the Company for the year ended on 31st March, 2023.

Thanking You

Yours Faithfully

For Archidply Industries Limited

  
Anil Sureka  
Chief Financial Officer



Regd. Office : Plot No. 7, Sector - 9, Integrated Industrial Estate, SIDCUL, Pantnagar, Rudrapur, Udham Singh Nagar - 263153 (Uttarakhand)  
Ph.: 05944 - 250270, Fax : 05944 - 250269 Email : info@archidply.com website : www.archidply.com CIN : L85110UR1995PLC008627

LAMINATES | GLADS | COMPACTS | PLYWOOD | DOORS | DENSIFIED