

Date: 29th May 2026

To,

National Stock Exchange of India Limited

Exchange Plaza, 5th Floor, Plot No. C/1,

G Block, Bandra-Kurla Complex, Bandra (E),

Mumbai – 400051.

Dear Sir/Madam,

COMPANY SYMBOL: APSISAERO

ISIN: INE100J01011

**Sub: SEBI (Listing Obligations and Disclosure Requirements) Regulations 2015- Investors
Presentation for the Financial Year ended 31st March, 2026**

Please find enclosed herewith the Investor Presentation of the Audited Financial Results for the
Financial year ended 31st March 2026.

The same has also been uploaded on the website of the Company at www.apsisaerocom.com.

Kindly take the above intimation on record.

Yours faithfully,

Apsis Aerocom Limited

Basavaraju Kanakatte Shivakumar

Managing Director

DIN: 09704693

Enclosed: As above

APSIS AEROCOM LIMITED

(Formerly Known As Apsis Aerocom Private Limited)



**Investor presentation
Financial Year 2026**



Safe Harbour



This presentation has been prepared by **Apsis AeroCom Limited** (the “Company”) solely for informational purposes and does not constitute an offer, invitation, recommendation, or solicitation to purchase or subscribe to any securities of the Company. Nothing contained herein shall form the basis of any contract, commitment, or investment decision.

The information contained in this presentation is based on conditions prevailing as of the date hereof and is subject to change without notice. The Company is under no obligation to update, revise, or supplement any information contained herein to reflect subsequent events or developments.

This presentation may contain forward-looking statements relating to the Company’s future business prospects, financial performance, and growth plans. Such statements are based on current expectations, assumptions, and estimates and are subject to various risks and uncertainties that could cause actual results to differ materially from those expressed or implied. Readers are cautioned not to place undue reliance on such statements.

While the Company has taken reasonable care in preparing this presentation, no representation or warranty, express or implied, is made regarding the accuracy, completeness, or reliability of the information contained herein. The Company, its directors, officers, employees, advisors, and affiliates shall not be liable for any loss or damage arising from the use of or reliance upon this presentation or any information contained herein.

Recipients are advised to conduct their own independent assessment and seek appropriate professional advice before making any investment or business decision.

Management Commentary

"FY 2025-26 has been a landmark year for Apsis Aeroacom Limited. Our successful listing on the NSE SME Platform marks an important milestone and reflects the trust placed in us by our stakeholders. We continued to strengthen our position as a precision manufacturing partner to the aerospace, defence and healthcare sectors, supported by our focus on quality, reliability and operational excellence.

India's aerospace and defence manufacturing ecosystem presents significant growth opportunities, and we are well positioned to capitalize on this momentum through our advanced machining capabilities, robust quality systems and customer-centric approach.

During the year, we enhanced our manufacturing infrastructure, deepened customer relationships, advancement in technology and achieved encouraging financial growth driven by increased business volumes and operational efficiencies.

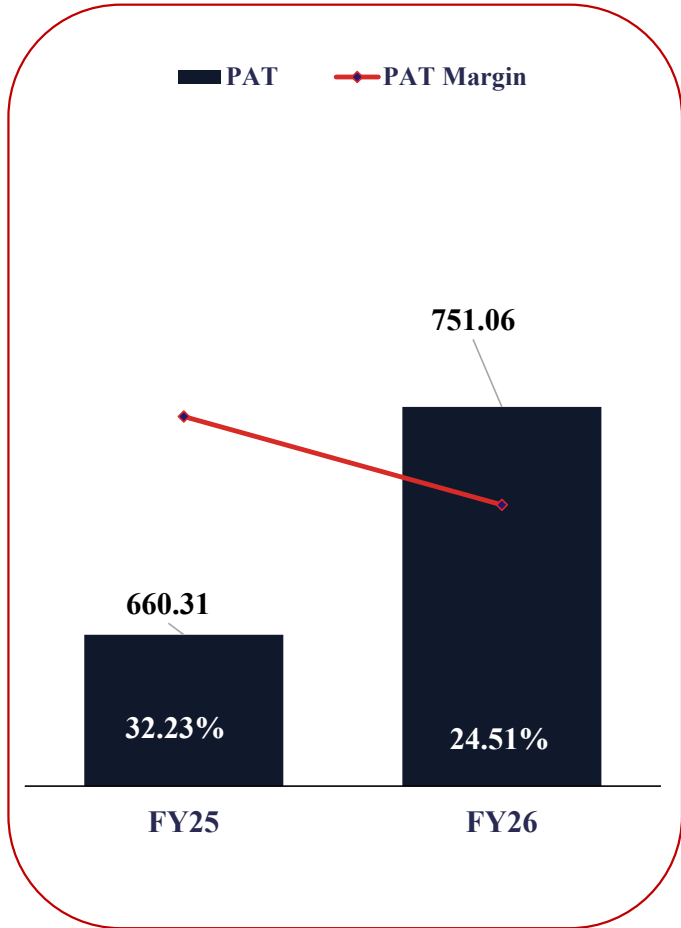
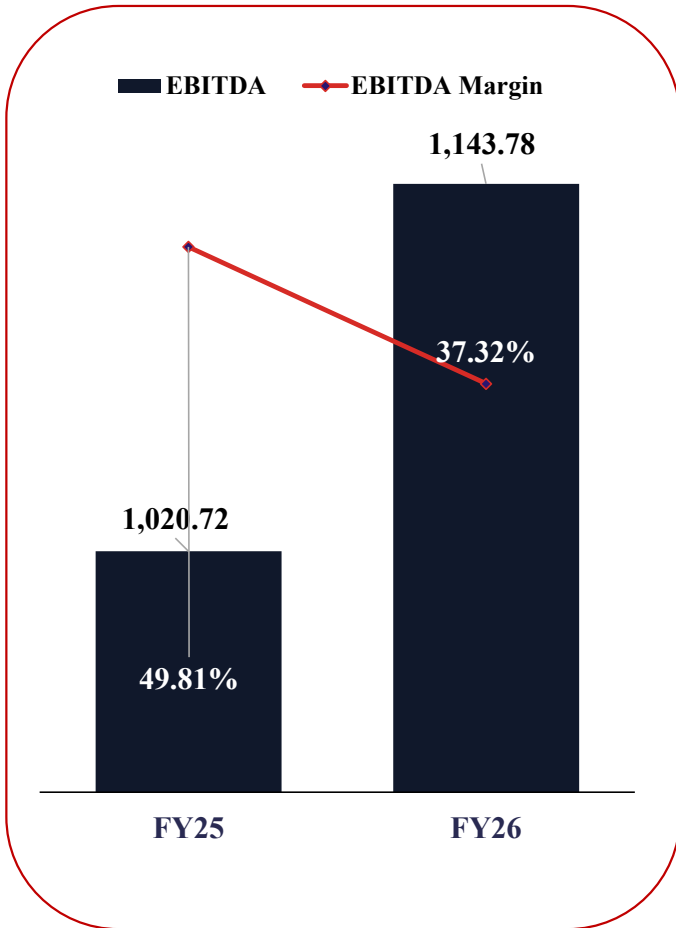
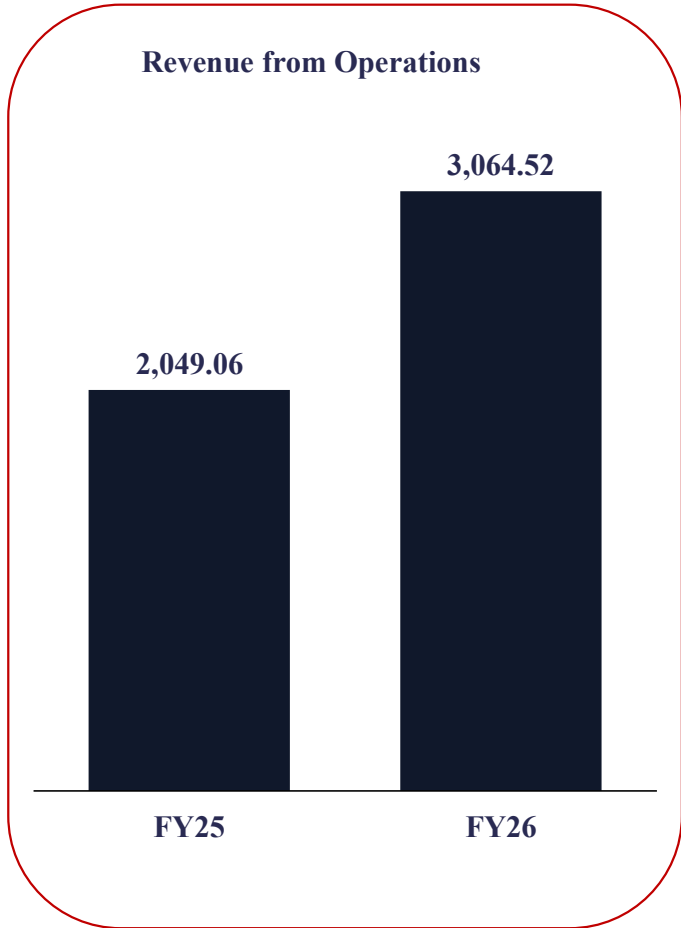
As we move forward, we remain committed to innovation, technology adoption and sustainable growth. With a strong order pipeline, expanding market opportunities and a dedicated team, we are confident of creating long-term value for our shareholders and all stakeholders."



Mr. Basavaraju Kanakatte Shivakumar

Managing Director

Performance Highlights



Figures In ₹ lakhs, Margin in %

Statement of Profit & Loss



Particulars	FY26	FY25
INCOME		
Revenue from Operations	3,064.52	2,049.06
Other Income	10.75	7.98
Total Income	3,075.27	2,056.74
EXPENDITURE		
Cost of Material Consumed	1,077.82	598.79
Changes in Inventories of Work-in-Progress & Finished Goods	(77.48)	(161.31)
Employee Benefits Expense	586.03	371.73
Finance Costs	27.13	25.61
Depreciation and Amortization Expense	99.83	92.81
Other Expenses	332.10	220.69
Total Expenses	2045.43	1,148.31
Profit Before Tax	1029.84	908.73
Tax Expense		
Current Tax	263.23	213.30
Deferred Tax (Expense)/Credit	15.55	20
Total Tax Expenses	278.78	233.30
Profit for the Year	751.06	660.31
EPS – Diluted (₹)	8.40	7.50

Figures in ₹ lakhs

Balance Sheet



Particulars	FY26	FY25
Shareholders' Funds		
Share Capital	1,205.19	97.78
Partner's Fixed Capital Account	-	-
Partner's Current Capital Account	-	-
Reserves & Surplus	3,684.96	923.80
Non-Current Liabilities		
Long-term Borrowings	181.19	15.55
Deferred Tax Liabilities (Net)	40.20	24.65
Long-term Provisions	28.54	27.92
Current Liabilities		
Short Term Borrowings	237.29	152.44
Trade Payables – Dues to Micro and Small Enterprises	160.27	61.62
Trade Payables – Dues to Others	314.30	222.89
Other Current Liabilities	357.10	221.87
Short Term Provisions	108.60	25.08
TOTAL	6,317.64	1,773.60

Particulars	FY26	FY25
Non-Current Assets		
Property, Plant & Equipment	1,230.00	717.93
Intangible Assets	2.33	2.32
Long-term Loans & Advances	343.66	175.27
Other Non-current Assets	100.58	87.17
Current Assets		
Inventories	414.17	281.94
Trade Receivables	402.73	376.56
Cash and Bank Balances	3,650.51	110.89
Short-term Loan and Advances	173.66	21.51
TOTAL	6,317.64	1,773.60

Figures In ₹ lakhs

Cashflow Statement

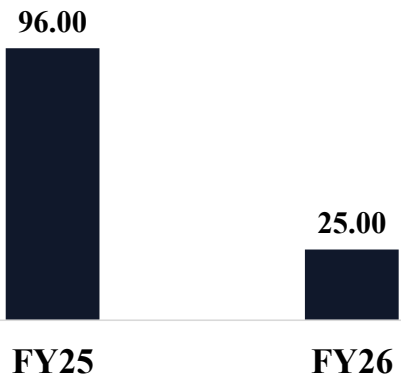


Particulars	FY26	FY25
Net Cash Flow from Operating Activities	703.51	4.95
Net Cash Flow from Investing Activities	-606.87	-340.55
Net Cash Flow from Financing Activities	3,340.87	134.22
Net Increase/ decrease in cash and cash Equivalents	3,437.51	-201.38
Cash and cash equivalents – Opening Balance	6.77	208.15
Cash and cash equivalents – Closing Balance	3,444.28	6.77

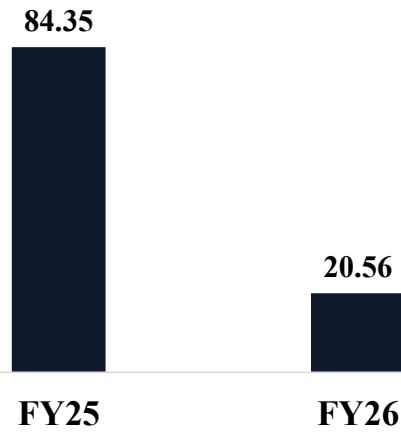
Figures In ₹ lakhs

Key Ratios

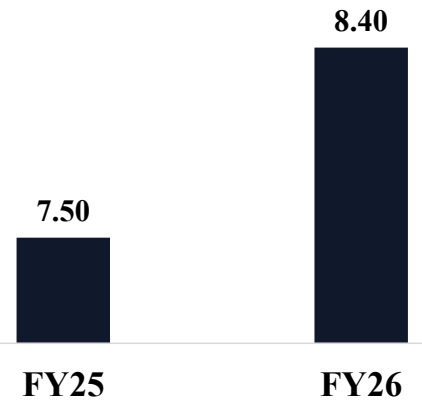
ROE (%)



ROCE (%)



EPS (₹)



Industry-wise Revenue Bifurcation

Aerospace



Defence



Healthcare



Others



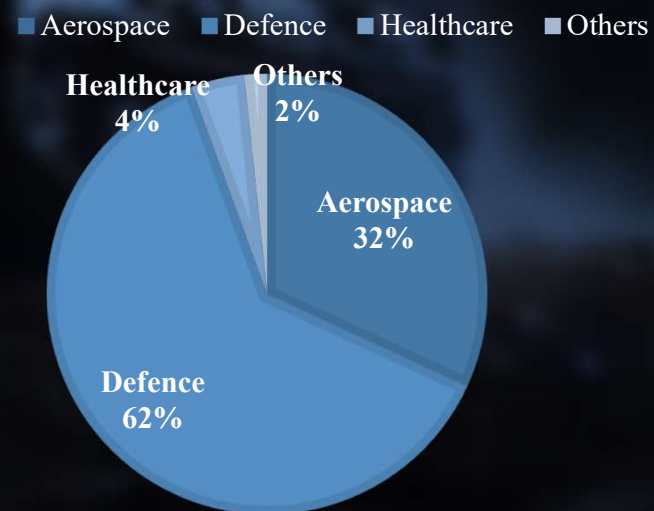
(Figures In ₹ lakhs)

Particulars	FY26	FY25
Aerospace	785.57	616.95
Defence	2008.31	929.49
Healthcare	235.73	457.95
Others	34.91	44.67
Total	3064.52	2,049.06

Robust Order Book

Our Open Order Book Value

Sr no.	Segment Name	Amount (Rs. Cr.)
1	Aerospace	12.90
2	Defense	25.33
3	Healthcare	1.60
4	Others	0.67
	Total	40.50



Segment wise Order Book

About the Company




Apsis AeroCom aims to position itself as a trusted global supplier by consistently delivering precision-engineered components and efficient manufacturing solutions that support long-term customer success

Apsis AeroCom Limited is a leading manufacturing solutions provider, specializing in the design, engineering, and manufacture of high-precision components using advanced technologies for the aerospace, defence, and healthcare sectors.

The company provides end-to-end manufacturing solutions, **encompassing** client drawing interpretation, CAD/CAM programming, material and process planning, precision machining, surface finishing, quality inspection, assembly, and final delivery.

Certified under **AS9100D and ISO 9001:2015**, the company adheres to globally recognized quality standards and has maintained a **99.99% manufacturing accuracy** over the last three years. The company serves domestic and international OEMs with a strong focus on quality, reliability, and on-time delivery.



Key Facts & Figures

02

No. of Manufacturing Facilities

Sectors Served

Aerospace, Defence & Healthcare

28,462 sq. ft.

Total Area of Manufacturing Units

34

Machines & Equipment's to be added in Unit II using IPO proceeds

99.9%

Manufacturing accuracy

40,000+ sq. ft. KIADB land

Allotted for aerospace manufacturing at Devanahalli, Bengaluru (Unit III)



FY26 (lakhs)

Revenue – ₹3,064.52
EBITDA – ₹1,143.78
PAT - ₹751.06

2,50,000+

Precision components manufactured in the last 2 FY's



Strong Customer Relationships

We maintain long-term relationships with well-known customers who prefer us for precision engineering and consistent quality. Our processes align with customer standards, which supports repeat orders and long-term contracts. Customer surveys confirm strong satisfaction and reliability. In FY26, the top customer contributed 35.59% of revenue, while the top 3, top 5 and top 10 customers contributed 77.31%, 87.37% and 96.97% respectively. In FY25, the top customer contributed 52.03% of revenue, while the top 3, top 5 and top 10 customers contributed 84.04%, 94.60% and 99.00% respectively.



Modern Manufacturing Facility With Strong Capacity And Quality Focus

Our manufacturing facility is located in the Peenya Industrial Area, Bengaluru, with a built-up area of approximately 8,462 sq. ft. The facility has an installed capacity of 1,20,000 components per annum. We hold AS9100 and ISO 9001:2015 certifications and follow strong quality control processes. We regularly upgrade machinery and technology, and our trained workforce ensures high precision, accuracy and consistent quality.



Experienced Management And Skilled Workforce

Our promoter's collective have over 20 years of experience in precision manufacturing and lead the company's strategy, growth and innovation. We are supported by a skilled team of engineers and professionals who focus on process improvement, automation and technology adoption. We also conduct regular training programs to upgrade employee skills and maintain productivity and operational efficiency.



Strong Manufacturing Capability with Strategic Global Positioning

We are an AS9100-certified (Aerospace Quality Standard) advanced manufacturing platform with 5-axis machining capabilities and complete in-house engineering validation (CAD → CAM → Simulation → Production). We are recognized as a supplier of critical components, supported by long-standing customer trust.

Proposed Production Capacity of New Manufacturing Facility – Manufacturing Unit II



Hitech Defence & Aerospace Park, Bengaluru

Location



20,000 sq. ft.

Total built-up area



Aerospace, Defence & Healthcare

Focus sectors



~1,80,000 components per annum

Installed capacity



100% Allocation towards operational growth

IPO utilization



Unit 2 Objects

Total Capex – Rs. 27.02 Cr

Manufacturing Machines – 25

Supporting machines to manufacturing – 9

Quality Equipment – 6

Engineering Software – 3

Accessories – 1



MAJOR PRODUCTS – Aerospace

Precision Turning Part



High Precision Mechanical Part



MAJOR PRODUCTS – Aerospace

Precision Milling Part




High Precision Mechanical Part



MAJOR PRODUCTS – Healthcare

Precision Milling Part



Our Advanced Machinery

3 Axis Machining Centers



Turning and Turn Mills



Multi Tasking Machines



Advanced 5 Axis Machines



Our Advanced Machinery

Inspection Equipments



**Hexagon TESA HITE
700-1D Height Gauge**



**Olympus S761
Binocular**



Mahr Roughness Tester



Mahr Contour tracer



Customer-centric Business Growth

We focus on expanding our client base in aerospace, defence and healthcare precision manufacturing. We secure orders from leading domestic and international OEMs and government enterprises. This approach supports recurring business and steady growth. Our strategy is driven by strong customer satisfaction, consistent quality and adherence to industry standards.



Capacity Expansion And Infrastructure Development

Unit II: We plan to use net proceeds to purchase 34 machinery and equipment's for Manufacturing Unit II located in the Defence and Aerospace Park, Bengaluru. The security deposit for this facility has already been paid using internal accruals.

Unit III: We are expanding our manufacturing capabilities to meet growing demand. We have received an allotment letter from KIADB for a 40,000 sq. ft. land parcel in the Devanahalli Industrial Area, Bengaluru, for setting up a new manufacturing facility. The land transfer is subject to completion of allotment conditions.



Attracting New Customers Through Quality Assurance

We conduct thorough product inspections to ensure compliance with customer specifications and industry standards. We follow AS9100D and ISO 9001:2015 quality systems. Our processes include in-house testing and validation before delivery. These efforts have helped us achieve 99.99% aggregate accuracy over the last three financial years. This strong quality record supports customer retention and new client acquisition.



Vertical Integration Of Engineering And Process Capabilities

We follow an integrated product development approach covering design migration to CAD, prototyping, production, surface finishing, quality control, assembly and dispatch. This end-to-end workflow reduces reliance on multiple third parties while retaining process flexibility. The model improves efficiency, ensures consistent quality and supports timely project execution. It also enables us to scale operations and adapt to customer-specific requirements.



Keeping Pace With Industry Demand And Technology Advancement

We aim to become a leading provider of precision machining solutions for aerospace, defence and healthcare sectors. We continuously evaluate and invest in modern technology and infrastructure to meet evolving customer requirements. Our focus on complex components and strong CAM capabilities helps us serve high-precision markets. This strategy supports differentiation, expands our product portfolio and strengthens long-term growth.

Board of Directors Leading Growth Through Diverse Expertise



Mr. Basavaraju Kanakatte Shivakumar

Managing Director

- Completed General Machinist training at NTTF, Bangalore (2004–2007).
- Worked as CNC Technician and CNC Programmer (2007–2009).
- Heads operations, business development, and quality management, driving growth.



Mr. Vinod Kumar Mariyappan

Whole-Time Director

- Holds a National Apprenticeship Certificate in Tool & Die Maker (Press Tools, Jigs & Fixtures) under the Apprentices Act, 1961 from NTTF, Bangalore (2004–2008).
- NCVT certified (2009); trained in CNC machining.
- Leads production and engineering functions of the Company.



Mr. Mihir Kumar Pradhan

Chairman and Executive Director

- ~20 years' experience; Application Engineer (2002–2022).
- Diploma & Post Diploma in Plastics Mould Technology, CIPET (1997–1998).
- As Chairman & Director, provides strategic leadership, oversees purchasing, and leads the Board to achieve the Company's goals.

Board of Directors Leading Growth Through Diverse Expertise



Mr. Aniruddh Kumar

Independent Director

- B.Tech (Mechanical Engineering), GBPUAT, Nainital (1979); M.Tech, Avadh University (1991).
- Chartered Engineer and Member, Institution of Engineers (India).
- Served at BEML Limited (2014–2017); last designation: Director (Rail & Metro).



Ms. Jayanthi Amarnath Bhagath

Independent Director

- BBA (Computer Applications) and MBA (E-Business), Annamalai University (2005, 2008); Diploma in Civil Engineering (1996).
- Formerly with TATA Advanced Materials Ltd (2011–2015); last designation: General Manager.
- Founder & Director, JBI Healthcare Pvt. Ltd.; also runs J.B. International.
- Brings leadership experience across aerospace and healthcare sectors.



Mr. Dayananda Swamy Mallikarjunappa

Independent Director

- Bachelor's in Business Management, Andhra University (2008); MBA, IIM Research & Technology, Ahmedabad (2013)
- Currently with Indiqube Spaces Limited, overseeing finance functions.
- Experienced in financial statement preparation and financial reporting.

Important Events of the Year

Listing Ceremony



HEMCE 2026

Indian Defspace Symposium



CSR – Our contribution towards the society

Eradicating hunger, poverty and
malnutrition

Promoting education



Contribution to the PM's Care's
Fund

Healthcare assistance

THANK YOU

apsis
A E R O C O M

Address: Plot No.392/1, 10th Cross Road, IV Phase Peenya Industrial Area, Bangalore,
Karnataka, India - 560058

Email: cs@apsisaerocom.com

Website: <https://apsisaerocom.com/>

Contact No.: Office + 91 (0) 80 49932834

Mobile +91 8073289047

