



**Apex Ecotech Limited**

**FY26 Investor Presentation**

# H2 FY26 & FY26 Performance Scorecard



## H2 FY26

### Revenue from Operations

₹ 11,608.09 Lakhs

135.68%  
YoY

### EBITDA

₹ 1,876.26 Lakhs

108.99 %  
YoY

### PAT

₹ 1,444.55 Lakhs

106.12 %  
YoY

### EPS

₹ 10.96

73.69 %  
YoY

## FY26

### Revenue from Operations

₹ 14,865.07 Lakhs

109.50%  
YoY

### EBITDA

₹ 2,176.19 Lakhs

96.82 %  
YoY

### PAT

₹ 1,702.30 Lakhs

98.85 %  
YoY

### EPS

₹ 12.91

63.21 %  
YoY

\*Comparative figures for H2 FY25 & FY25

# Profit & Loss Statement



(In ₹ Lakhs)

Particulars	H2 FY26	H2 FY25	Y-o-Y	FY26	FY25	Y-o-Y
Revenue form Operations	11,608.09	4,925.44	135.68%	14,865.07	7,095.53	109.50%
Other Income	74.73	49.93		128.42	62.44	
<b>Total Income</b>	<b>11,682.83</b>	<b>4,975.37</b>	<b>134.81%</b>	<b>14,993.49</b>	<b>7,157.98</b>	<b>109.47%</b>
Cost of Material Consumed	8,759.10	3,412.87		11,232.89	4,891.13	
Employee Benefit Expense	513.36	324.90		768.81	653.70	
Finance Costs	8.48	6.42		8.99	8.03	
Depreciation	11.87	11.58		20.35	21.60	
Other Expenses	459.37	289.90		687.19	445.05	
Total Expenditure	9,752.19	4,045.67		12,718.23	6,019.50	
<b>PBT</b>	<b>1,930.64</b>	<b>929.70</b>	<b>107.66%</b>	<b>2,275.27</b>	<b>1,138.48</b>	<b>99.85%</b>
Tax	486.08	228.88		572.97	282.40	
<b>PAT</b>	<b>1,444.55</b>	<b>700.82</b>	<b>106.12%</b>	<b>1,702.30</b>	<b>856.08</b>	<b>98.85%</b>

# Cash Flow Statement



(In ₹ Lakhs)

Particulars	FY26	FY25
Net Cash from Operating Activities	676.68	(524.20)
Net Cash from Investing Activities	(1,465.10)	(838.42)
Net Cash from Financing Activities	104.04	2,261.36
<b>Net Cash Flow</b>	<b>(684.38)</b>	<b>898.75</b>
Cash & Cash Equivalents at the Beginning of the Year	1,843.96	945.21
Cash & Cash Equivalents at the End of the Year	1,159.58	1,843.96

# Working Capital Sheet

(In ₹ Lakhs)

Particulars	FY26	FY25
Cash & Bank Balance	3,505.94	2,795.03
Inventory	441.93	239.19
Trade Receivables (Debtors)	1,675.73	1,156.80
Trade Payables (Creditors)	665.74	355.49
<b>Working Capital</b>	<b>6,172.15</b>	<b>4,525.35</b>



**Mr. Anuj Dosajh**

**Chairman & Managing Director**

“FY26 has been a landmark and transformational year for Apex Ecotech Limited, as the Company delivered its highest-ever financial performance since inception. The year was characterized by strong execution momentum, strategic project acquisitions, and sustained demand for advanced water and wastewater treatment solutions across industrial sectors.

For FY26, Revenue from Operations stood at ₹148.65 Crore, representing a robust year-on-year growth of 109.50%. EBITDA increased to ₹21.76 Crore, registering a growth of 96.82% YoY, while Profit After Tax (PAT) rose to ₹17.02 Crore, reflecting a significant increase of 98.85% YoY.

The Company also delivered a particularly strong performance during H2 FY26. Revenue from Operations for the period stood at ₹116.08 Crore, growing by 135.68% YoY. EBITDA for H2 FY26 increased to ₹18.76 Crore, up 108.99% YoY, while PAT grew by 106.12% YoY to ₹14.45 Crore.

The strong operational and financial performance achieved during the year reflects the Company’s engineering excellence, efficient project execution capabilities, and enduring customer relationships. The Company is also pleased to state that the IPO proceeds have been fully deployed towards the stated objectives, supporting capacity enhancement, operational expansion, and long-term growth initiatives.

As on March 31, 2026, the order book stood at over ₹125 Crore, providing strong revenue visibility for the upcoming financial periods. With increasing emphasis on sustainability, Zero Liquid Discharge (ZLD), water conservation, wastewater recycling, and environmental compliance, Apex Ecotech Limited remains well positioned to capitalize on the long-term opportunities within the water and wastewater treatment industry. Going forward, the Company remains focused on strengthening its technological capabilities, enhancing execution efficiencies, and delivering sustainable solutions that contribute towards a more water-secure future.”

# Robust Order Pipeline Driving Future Growth



## Reliance Consumer Products Limited

- Project Value: ₹100–125 crore
- Scope: Advanced water treatment plants
- Operational Impact: Demonstrates expertise in large-scale industrial Solutions



## Larsen & Toubro Limited (L&T Construction)

- Project Value: ₹45–55 crore
- Scope: WTP, ETP, ZLD & etc. for Automobile Plant in Tamil Nadu
- Operational Impact: Strengthens presence in the automobile manufacturing sector.



## CRD Consumer Products Limited

- Project Value: ₹18–22 crore
- Scope: Effluent Treatment Plant (ETP) project
- Operational Impact: Reinforces presence in the FMCG industrial segment.



## Bharatiyam Beverages Private Limited

- Project Value: ₹10–15 crore
- Scope: Turnkey ETP expansion project
- Operational Impact: Strengthens presence in the FMCG and beverage sector



## Pragati Power Corporation Limited

- Project Value: ₹3–5 crore
- Scope: Supply and installation of UF MBR membranes and related components
- Operational Impact: Expands footprint in government-led infrastructure initiatives

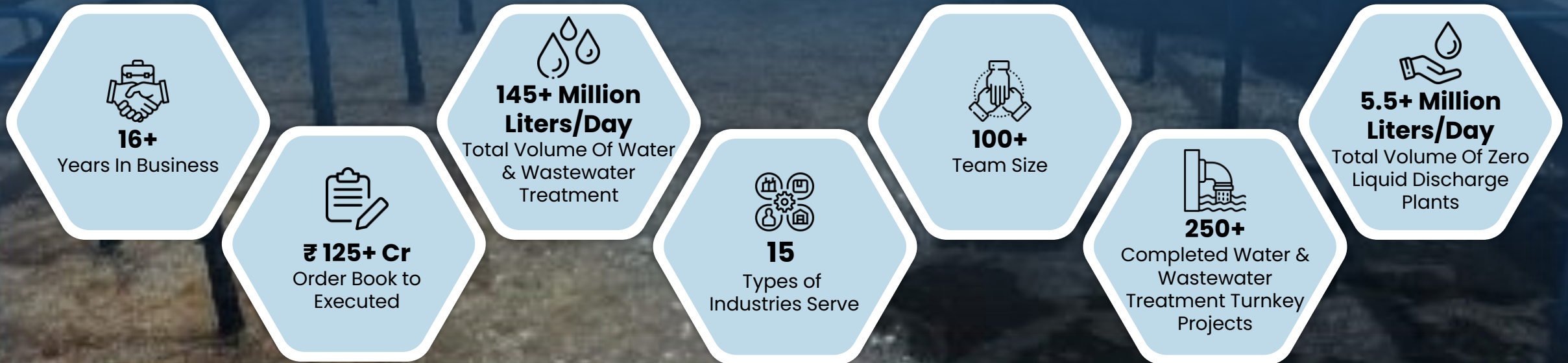
# Company Overview



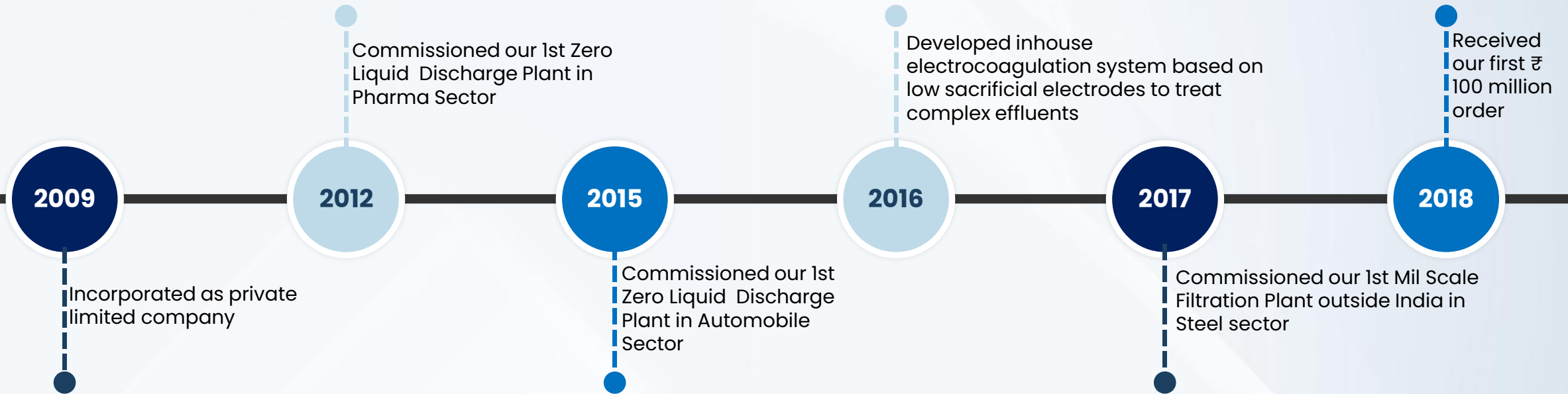
Apex Ecotech Limited is an **ISO 9001:2015** certified, engineering-driven company led by a team of experienced professionals specializing in turnkey solutions for Water and Wastewater Treatment, Membrane Recycling, Evaporators, and **Zero Liquid Discharge Systems**.

The Company's integrated approach enables industries to effectively recycle and reuse water across a wide range of process applications. Focused on sustainability, **Apex Ecotech delivers energy-efficient, and environmentally responsible treatment solutions that address the growing challenges of global water scarcity.**

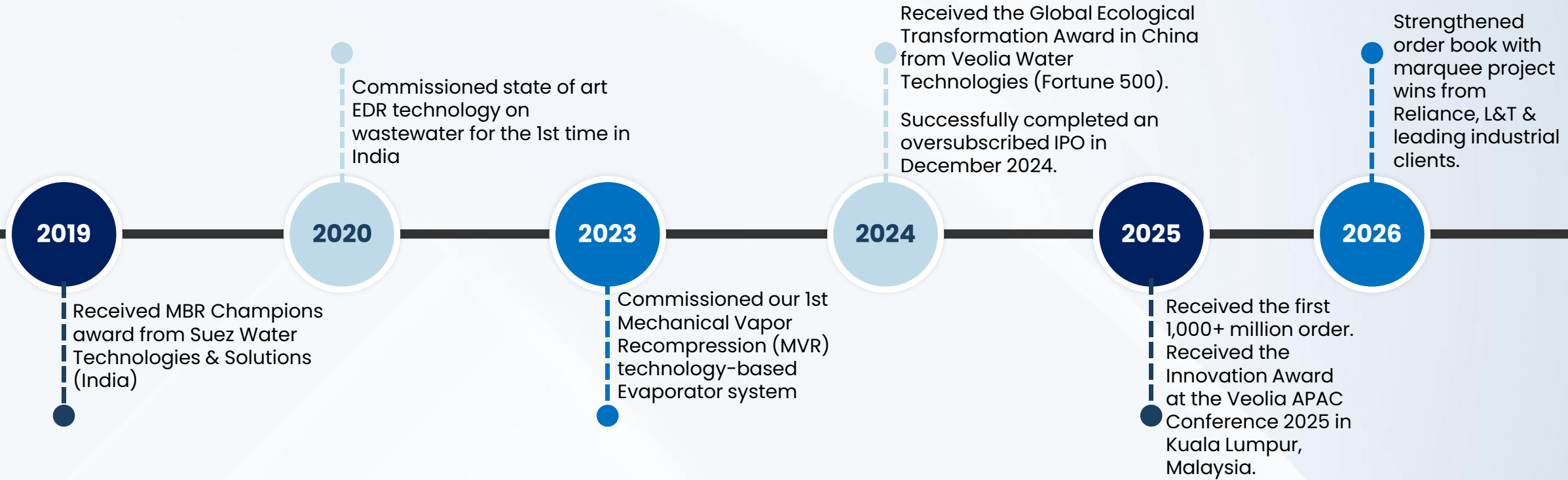
Through innovative technologies and customized engineering solutions, the Company promotes water recycling, reuse, and conservation, while supporting industries in achieving **Zero Liquid Discharge, enhanced environmental compliance and sustainable water management practices. Apex Ecotech remains committed to creating long-term environmental and social value through responsible water stewardship.**



# Journey of Excellence



# Journey of Excellence



# Leadership Team



**Mr. Anuj Dosajh**

**Chairman Cum  
Managing Director**

Chemical Engineer Having  
More Than 36 Years Of  
Experience



**Mr. Ramakrishnan  
Balasundaram  
Aiyer**

**Executive Director**

Technology & Innovation  
Research  
With Over 24 Years Of  
Experience



**Mr. Ajay Raina**

**Executive Director**

Technical Sales Professional  
With  
Over 22 Years Of Experience



**Mr. Rakesh Kaul**

**CFO**

More Than 35 Years Of  
Diverse Experience In  
Finance



**Ms. Vishakha**

**CS & Compliance Officer**

Strong SEBI-focused  
governance and  
compliance



**Pre-treatment Clarification & Pumping System**



**Water Treatment Plant (WTP)**

## Water Treatment Plants

- Filtration & pre-treatment
- Resin based systems
- Ultrafiltration
- Reverse Osmosis
- Demineralization
- High pressure Reverse Osmosis Systems
- Electrodialysis Reversal systems



**Prefabricated Sewage Treatment Plant**



**STP Based On Membrane Bioreactor**

## Sewage Treatment Plants

- STP - Prefabricated and site erected in Civil
- Conventional technologies like Activated Sludge Process and Extended Aeration
- Moving Bed Bioreactors along with advanced technologies like Membrane Bioreactor



**MVR Based ZLD**



**Zero Liquid Discharge Plant**

## Zero Liquid Discharge (ZLD)

- Contaminated water being generated from various sources is to be treated and reused for applications without disposing any water outside the premises. The process includes treatment of effluent, recycling and evaporation to achieve ZLD



**Wastewater Treatment Plant**



**Multiple Reverse Osmosis Plant**



**Electrification & Automation**



**Effluent Treatment Plant (ETP)**



**Electro Dialysis Reversal (EDR)**



**Sludge Dewatering System**

## Wastewater Treatment Plants

- Effluent and wastewater systems are designed and implemented with a focus on optimal design, minimizing both capital and operational costs. We utilize the latest global technologies to ensure that our systems meet stringent output quality standards and comply with current pollution norms and reused in horticulture, toilet flushing, road washing etc.

## Membrane Recycle Systems

- The treated sewage / wastewater is further treated to make it suitable for domestic reuse e.g. Horticulture, Toilet Flushing, Road Wash etc. and industrial reuse e.g. Boiler Feed, Cooling Tower Water makeup, Process Water etc.

## Others

- Electrical Panels and Automation
- Dewatering Systems
- Chemical and Spares
- Operations and Maintenance
- Aftersales Services

# Client Portfolio




# Core Competencies



## Establishing a strong leadership position in a niche market.

- Operates in a specialized market with limited competition, including Ion Exchange India Ltd., Thermax India, and Toshiba Water Solutions, maintaining a strong market presence.
- Consistent focus on service excellence has built lasting client relationships and a reputation for reliability.



## Turnkey Projects

- Specializes in turnkey water and wastewater treatment projects, including treatment plants, membrane systems, evaporators, and zero liquid discharge systems.
- Expertise in designing and integrating treatment systems ensures compliance, timely delivery, and optimal performance.



## In-House Expertise for Tailored Engineering Solutions

- An in-house team of experienced designers and engineers delivers tailored, reliable engineering solutions with detailed calculations and reviews.
- This approach minimizes reliance on external agencies, enhancing efficiency and ensuring better control over project timelines and quality.



## Empowered by Key Industry Partnerships

- Strong partnerships with leading technology providers, consultants, suppliers, and contractors enable the adoption of advanced technologies and best practices, ensuring innovative and high-quality project execution.



## Streamlined Operations for Project Success

- Operates a streamlined framework that integrates in-house and outsourced systems across key functions such as marketing, design, procurement, logistics, finance, site execution, and after-sales support.
- Led by industry experts, this structure ensures efficient coordination, fosters innovation, and enhances overall project performance.

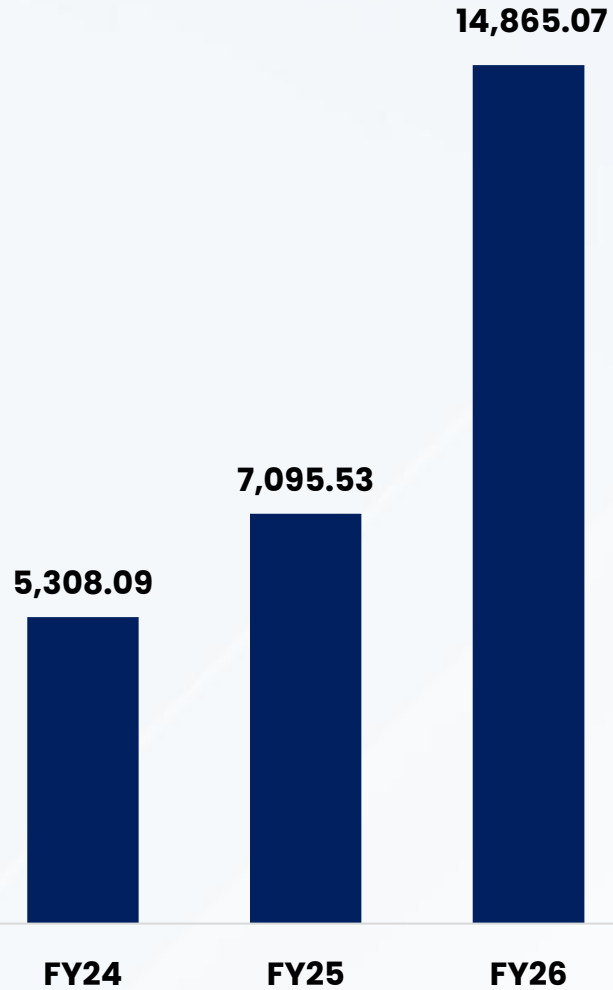


# Key Financial Highlights

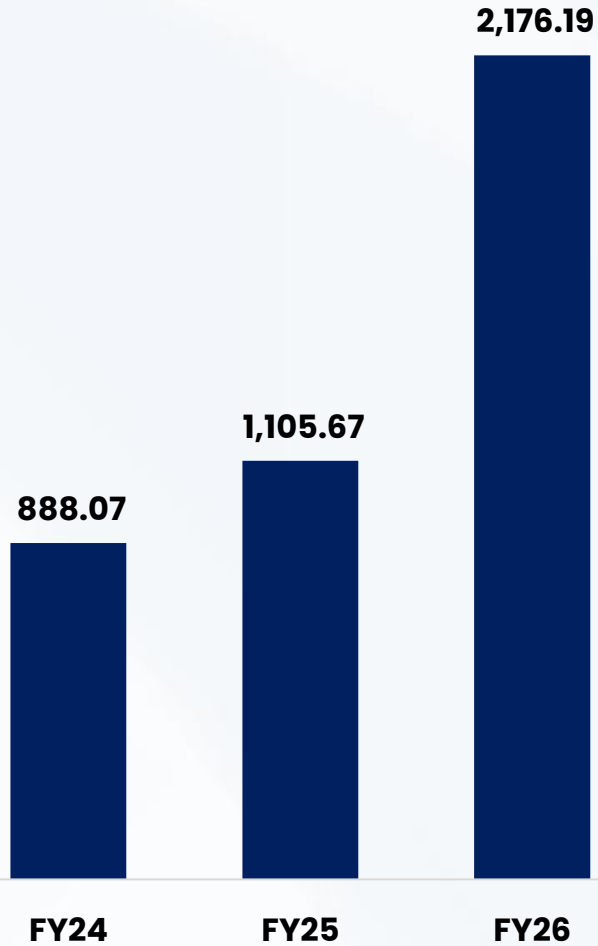


All Amount In ₹ Lakhs

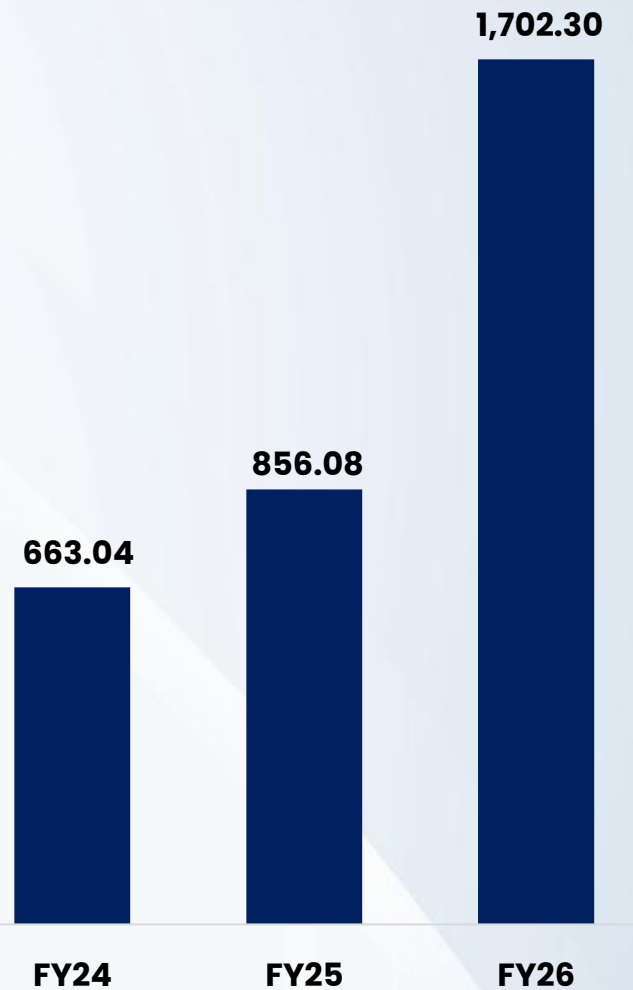
## Revenue from Operations



## EBITDA



## PAT



# Profit & Loss Statement



All Amount In ₹ Lakhs

Particulars	FY26	FY25	FY24
Revenue from Operations	14,865.07	7,095.53	5,308.09
Other Income	128.42	62.44	38.40
<b>Total Income</b>	<b>14,993.49</b>	<b>7,157.98</b>	<b>5,346.49</b>
Cost of Material Consumed	11,232.89	4,891.13	3,622.38
Employee Benefit Expense	768.81	653.70	467.78
Finance Cost	8.99	8.03	5.76
Depreciation	20.35	21.60	22.92
Other Expenses	687.19	445.05	329.85
Total Expenditure	12,718.23	6,019.50	4,448.69
<b>PBT</b>	<b>2,275.27</b>	<b>1,138.48</b>	<b>897.80</b>
Less: Tax	572.97	282.40	234.76
<b>PAT</b>	<b>1,702.30</b>	<b>856.08</b>	<b>663.04</b>

# Balance Sheet



All Amount In ₹ Lakhs

Equities & Liabilities	FY26	FY25	FY24
Equity Share Capital	1,318.52	1,318.52	96.86
Reserves & Surplus	5,007.16	3,304.86	1,376.70
<b>Net Worth</b>	<b>6,325.68</b>	<b>4,623.38</b>	<b>1,473.56</b>
<b>Non Current Liabilities</b>			
Non Current Borrowings	105.92	3.05	19.95
Long-term Provision	76.44	49.93	40.80
<b>Total Non Current Liabilities</b>	<b>182.36</b>	<b>52.98</b>	<b>60.75</b>
<b>Current Liabilities</b>			
Current Borrowings	24.89	14.73	22.18
Trade Payables	665.74	355.49	373.69
Short Term Provisions	627.11	331.04	260.46
Other Current Liabilities	1,092.24	591.07	365.29
<b>Total Current Liabilities</b>	<b>2,409.98</b>	<b>1,292.33</b>	<b>1,021.62</b>
<b>Total Equities &amp; Liabilities</b>	<b>8,918.01</b>	<b>5,968.68</b>	<b>2,555.93</b>

Assets	FY26	FY25	FY24
<b>Non Current Assets</b>			
Fixed Assets	293.93	117.96	129.49
Deferred Tax Assets (Net)	41.95	33.04	12.05
Other Non Current Assets	0.00	0.00	0.00
<b>Total Non Current Assets</b>	<b>335.88</b>	<b>151.00</b>	<b>141.54</b>
<b>Current Assets</b>			
Inventories	441.93	239.19	175.52
Trade Receivables	1,675.73	1,156.80	866.67
Cash & Bank Balance	3,505.94	2,795.03	1,012.46
Short Term Loans & Advances	1,200.77	241.96	50.21
Other Current Assets	1,757.76	1,384.70	309.54
<b>Total Current Assets</b>	<b>8,582.13</b>	<b>5,817.68</b>	<b>2,414.39</b>
<b>Total Assets</b>	<b>8,918.01</b>	<b>5,968.68</b>	<b>2,555.93</b>

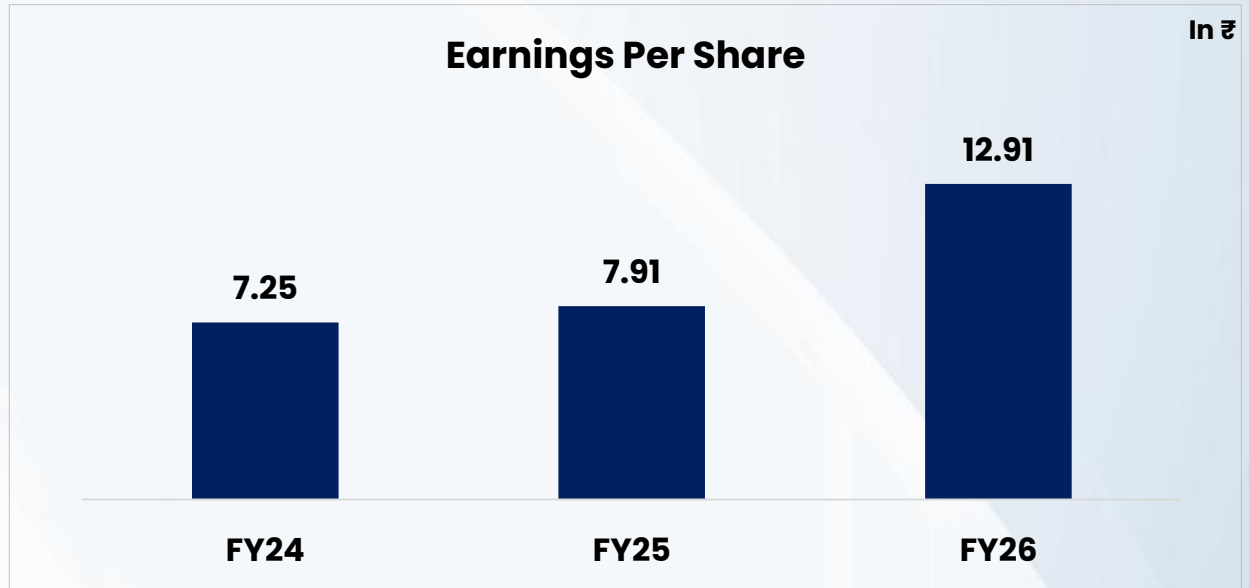
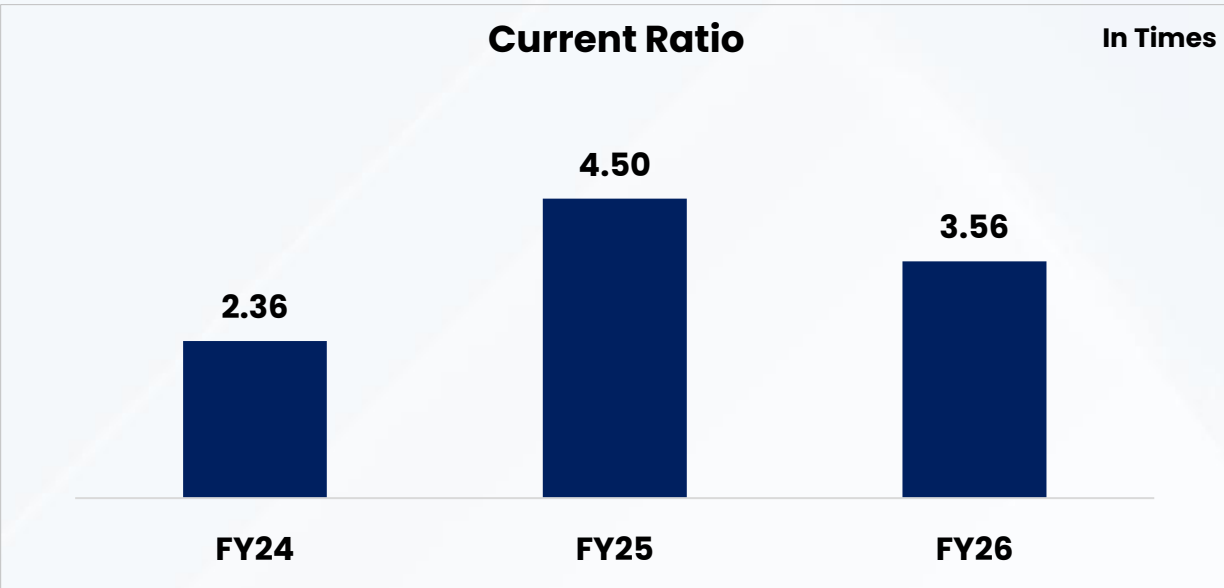

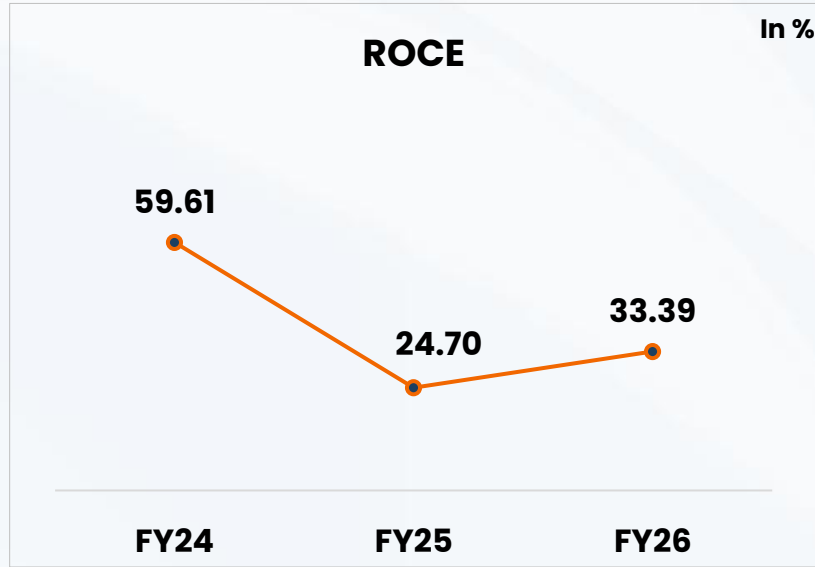
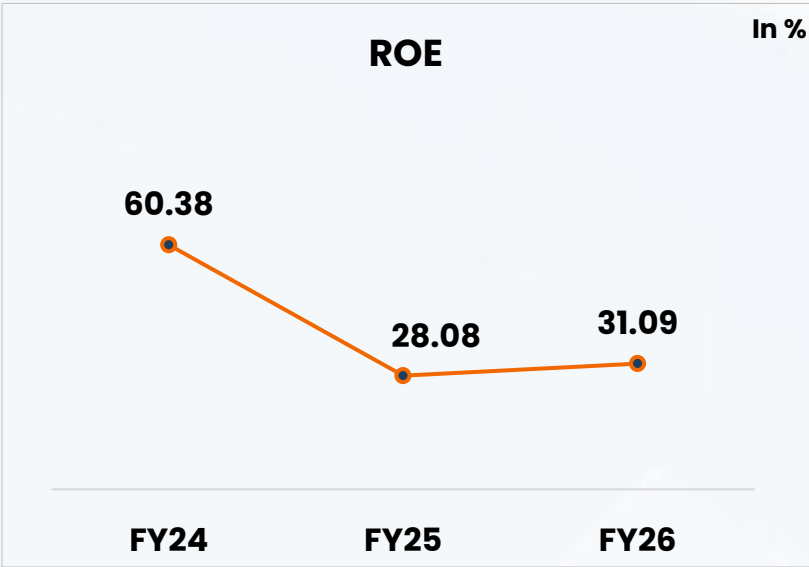
# Cash Flow Statement



All Amount In ₹ Lakhs

Particulars	FY26	FY25	FY24
Cash from Operation	676.68	(524.20)	668.67
Cash from Investments	(1,465.10)	(838.42)	(4.96)
Cash from Financing	104.04	2,261.36	66.14
<b>Net Cash Flow</b>	<b>(684.38)</b>	<b>898.75</b>	<b>729.85</b>

# Key Ratios



# Investment Rationale

Recognized by global brands across multiple sectors, the company excels in high-efficiency Zero Liquid Discharge (ZLD) systems designed for optimized recovery. With deep expertise in sustainable water management, it stands as a strong contender in the expanding eco-tech sector.

Proven expertise in advanced technologies such as EDR, MBR, and MVR, combined with strong industry recognition, positions the company as a promising investment in the expanding eco-tech sector.

Strong collaborations with global OEMs and technology providers such as Veolia, Dupont, and Grundfos enhance credibility and reinforce the company's position as a leading player in the eco-tech sector.



An in-house team of skilled engineers, supported by rigorous quality control processes, ensures efficient project execution and superior standards. This self-reliance in design and quality management strengthens operational efficiency, positioning the company as a strong investment opportunity.

Established presence across major regions in India and emerging international markets such as Bangladesh and Vietnam provides a strong platform for sustained growth. This expanding footprint strengthens market access and supports long-term scalability.

# Thank You

## Disclaimer

This presentation and the accompanying slides (the "Presentation"), which have been prepared by **Apex Ecotech Limited** (the "Company"), are solely for information purposes and do not constitute any offer, recommendation, or invitation to purchase or subscribe for any securities and shall not form the basis of or be relied upon in connection with any contract or binding commitment whatsoever. No offering of securities of the Company will be made except by means of a statutory offering document containing detailed information about the Company.

This Presentation has been prepared by the Company based on information and data which the Company considers reliable; however, the Company makes no representation or warranty, express or implied, whatsoever, and no reliance should be placed on the truth, accuracy, completeness, fairness, or reasonableness of the contents of this Presentation. This Presentation may not be all-inclusive and may not contain all of the information that a recipient may consider material. Any liability in respect of the contents of, or any omission from, this Presentation is expressly excluded.

Certain matters discussed in this Presentation may contain statements regarding the Company's market opportunity and business prospects that are individually and collectively forward-looking statements. Such forward-looking statements are not guarantees of future performance and are subject to known and unknown risks, uncertainties, and assumptions that are difficult to predict.

These risks and uncertainties include, but are not limited to, the performance of the Indian economy and of the economies of various international markets, the performance of the industry in India and worldwide, competition, the Company's ability to successfully implement its strategy, the Company's future levels of growth and expansion, technological implementation, changes and advancements, changes in revenue, income or cash flows, the Company's market preferences and its exposure to market risks, as well as other risks.

The Company's actual results, levels of activity, performance, or achievements could differ materially and adversely from those expressed in or implied by this Presentation. The Company assumes no obligation to update any forward-looking information contained in this Presentation.

Any forward-looking statements and projections made by third parties included in this Presentation are not adopted by the Company, and the Company is not responsible for such third-party statements and projections.



### **Apex Ecotech Limited**

Office No. 202, Garden Plaza, Five Garden Roads Sunshine Villas, Rahatani, Pune- 411017, Maharashtra, India.

**Phone:** +91-9999654360

**Email:** [info@apexecotech.com](mailto:info@apexecotech.com)

**Website:** [www.apexecotech.com](http://www.apexecotech.com)



### **AKMIL Strategic Advisors Private Limited**

Office No. 1011, 10th Floor, Opal Square, Road No. 16, Wagle Estate, Thane (w)-400 604, Maharashtra, India.

**Phone:** +91 98209 41925

**Email:** [info@akmiladvisors.com](mailto:info@akmiladvisors.com)

**Website:** [www.akmiladvisors.com](http://www.akmiladvisors.com)